

Bond Report

Citizens' Oversight Committee

Measure T and N Bonds
October 2021 - November 2022

Facilities Planning and Development Department



SAN BERNARDINO CITY
UNIFIED SCHOOL DISTRICT
Making Hope Happen



Del Rosa ES

On the Cover
Del Rosa ES

Del Rosa

CONTENTS

Executive Summary	4
Bond Spending by Project Type and Issuance	5 - 7
Bond Spending by Account Type	8 - 11



The voters of the San Bernardino City Unified School District have supported the Facilities Program through the passage of Measure T and Measure N to provide funding for new schools, modernization of existing campuses as well as a wide variety of projects to improve the learning environment of the students and working conditions of the staff.

Beginning in September of 2004 the funds for Measure T have been issued in five series. The last of the authorized funds were issued in 2011 and brought the total funds available to \$132,768,819.06. Of that amount \$4,568,099.93 was held for the capitalized interest payments of Qualified School Construction Bonds (QSCB) previously sold by the District.

The District began selling the bonds from Measure N in 2013 and to date has sold a total of \$122,365,605.99 through seven series. The remaining authorized bonds, up to the \$250 million, will be sold over the next several years.

This report will provide a snapshot of the spending trends of these bonds from October 2021 through September 2022. It will also provide a glimpse into the upcoming projects slated to be funded, in part or in whole, through the issuances of bonds.

The District continues to use the bond issuances to match the State funding programs to maximize the funds available to enhance the facilities available to the community that has supported the District through these bond measures.

Bond Spending by Project Type and Issuance

There are several types of projects that have been identified within the Facilities Program. They are briefly defined as follows:

New-New Campuses , SDC-Special Day Classroom Buildings, Mod-Modernization of existing campus, KIT-Kitchen upgrades, ADD-Addition of New Building to existing campus, GP-Growth Portables added to existing campus, and MU-Multi-Use Room upgrades. The last category used is OTHER which encompasses a wide variety of projects such as, but not limited to, Single Point Entry Modifications, Playgrounds, Athletic Complex Improvements, HVAC upgrades and Career Technical Classrooms.

Measure T

During the report period of October 2021 to September 2022 Measure T funds were spent on the following types of projects:

Other Projects at the following locations:

Projects:	Location:
CTE-Wood Shop	Cajon HS
Savant ADA Upgrades	Del Vallejo
Single Point Entry Modifications	Kimbark and Parkside ES's
Pool Replacement	San Gorgonio HS
Departmental Costs	Facilities Planning & Development

These projects are in various stages from planning to waiting for Division of the State Architect approval to construction. The costs associated with these projects are reflected in the graph on page 8.



Indian Springs HS



Bond Spending by Project Type and Issuance - cont.

Measure N

During the same period the Measure N funds were spent on the following types of projects:

Modernizations projects at the following locations:

Barton ES	Bonnie Oehl ES	Serrano MS
Cole ES	Rio Vista ES	Shandin Hills MS
Del Rosa ES	Warm Springs ES	Pacific HS
Hunt ES	M L King MS	Sierra HS

Other Projects at the following locations:

Projects:	Location:
Admin/Library	Muscoy ES
Athletic Complex Upgrades	Arroyo Valley HS
CTE-Wood Shop	Cajon HS
CTE-Manufacturing/Seismic	Indian Springs HS
CTE-Bio Med	Pacific HS
CTE-Hospitality	San Gorgonio HS
C West- Music Building	Pacific HS
Departmental Costs	Facilities Planning & Development
Full Day Kinder Classrooms	Del Rosa ES
Shade Structure	Del Vallejo MS
District Police Headquarters	
Welcoming Resource Center	
Performing Arts Center	San Bernardino HS
Pool Replacement	San Gorgonio HS
Savant ADA Upgrades	Del Vallejo MS
Seismic Upgrades	Indian Springs HS
Single Point Entry Projects	Anderson, Davidson, Harmon, Kendall, Kimbark, Lytle Creek, Newmark, Parkside, Salinas, Urbita, Vermont, Wilson ES'S
Office Expansions	PDC, WHAA & SMART
Tennis Court Fencing Replacement	San Gorgonio HS
AECOM	Program management
Arthur Consulting & Management (ACM)	Program management

These projects are in various stages from planning to waiting for Division of the State Architect approval to construction. As costs are identified they may be spread across more than one funding source resulting in being listed in both Measure T and Measure N expenditures. The costs associated with these projects are reflected in the graph on page 9.

Bond Spending by Account Type

Project Key

NEW = New Campus
SDC = Special Day Classroom

MOD = Modernization
KIT = Kitchen

ADD = Addition
GP = Growth Portables

MU = Multi-Use Room

Measure T

The Office of Public School Construction has three main account types that expenditures can be reported under, Site, Planning and Construction. The chart below demonstrates the amount of Measure T funds that were spent within the three categories, along with a breakdown of the type of expenditure included in each category.

Site

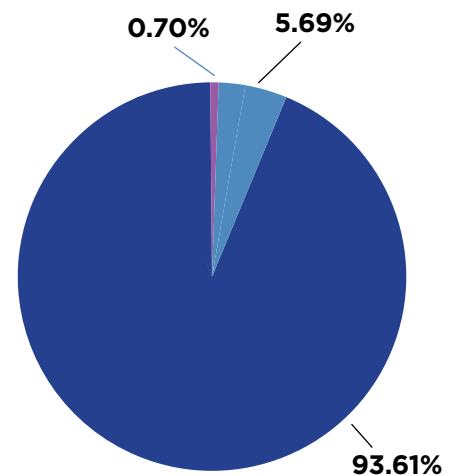
Hazardous Waste Removal	\$6,496.70	0.70%
-------------------------	------------	-------

Planning

Architect/Engineering Fees	\$30,009.83	3.23%
Other Costs	\$22,826.80	2.46%

Construction

Main Construction	\$32,617.05	3.51%
Other Construction	\$791,257.08	85.19%
Inspections	\$3,000.00	0.32%
Construction Test	\$1,865.50	0.20%
Furniture & Equipment	\$40,784.18	4.39%
Grand Total	\$928,857.14	



Site	\$6,496.70
Planning.	\$52,836.63
Construction. . .	\$869,523.81

Indian Sprngs HS



Bond Spending by Account Type

Measure N

The Office of Public School Construction has three main account types that expenditures can be reported under, Site, Planning and Construction. The chart below demonstrates the amount of Measure T funds that were spent within the three categories, along with a breakdown of the type of expenditure included in each category.

Site

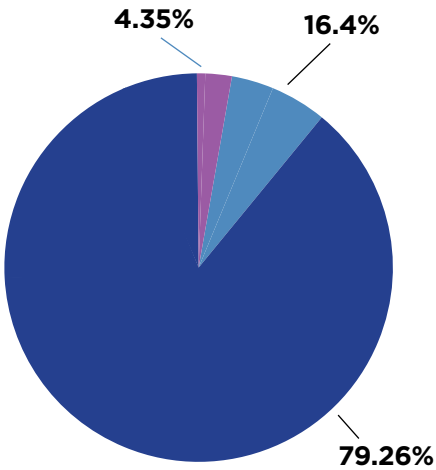
Survey Costs	\$26,765.25	0.16%
Site Support Costs	\$14,326.67	0.09%
Hazardous Waste Removal	\$23,521.72	0.14%
Other Site Costs	\$293,697.86	1.77%
Purchase Price of Property	\$363,925.00	2.19%

Planning

Architect/Engineering Fees	\$921,682.19	5.56%
DSA Fees	\$146,817.82	0.88%
CDE Fees	\$1,557.16	0.01%
Other Costs	\$1,650,008.53	9.95%

Construction

Main Construction	\$4,736,009.11	28.55%
Demolition	\$130,422.39	0.79%
Other Construction	\$7,799,722.63	47.02%
Inspections	\$269,470.00	1.62%
Construction Test	\$177,371.50	1.07%
Furniture & Equipment	\$34,347.23	0.21%
Grand Total	\$16,589,645.06	



Site	\$722,236.50
Planning.	\$2,720,065.70
Construction. . . .	\$13,147,342.86



Measure T Expenditures by Type

Measure T

P209 Total	Cajon HS - CTE	\$164,181.51
P213 Total	Single Point Entry Project - Parkside ES	\$716,031.94
P234 Total	Savant ADA Upgrades	\$27,068.69
P244 Total	San Geronio HS Pool Replacement	\$10,100.00
F01 Total	Facilities Department	\$11,475.00
	Other	\$928,857.14
	Grand Total	\$928,857.14



Warm Springs ES

Measure N Expenditures by Type

Measure N

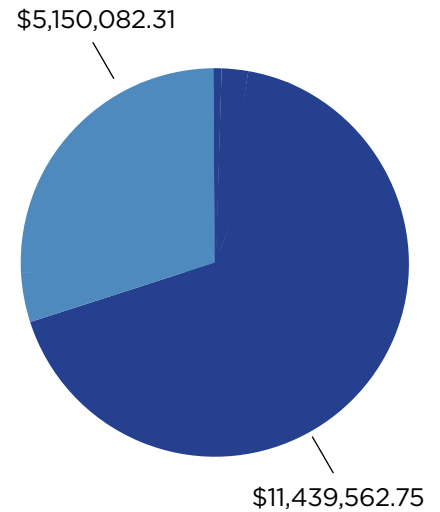
M100 Total	Barton ES - Mod 2	\$78,478.06
M104 Total	Cole ES - Mod 2	\$277.16
M106 Total	Del Rosa ES - Mod 2	\$5,084,586.84
M110 Total	Hunt ES - Mod 2	\$50.00
M120 Total	Oehl ES - Mod 2	\$883,308.57
M122 Total	Rio Vista ES - Mod 2	\$30,685.72
M128 Total	Warm Springs ES - Mod 2	\$5,316,415.50
M130 Total	M L King MS - Mod 2	\$501.22
M131 Total	Serrano MS - Mod 2	\$50.00
M132 Total	Shandin Hills MS - Mod 2	\$1,380.00
M133 Total	Pacific HS - Mod 2	\$50.00
M135 Total	Sierra HS - Mod 2	\$43,779.68

Modernization **\$11,439,562.75**

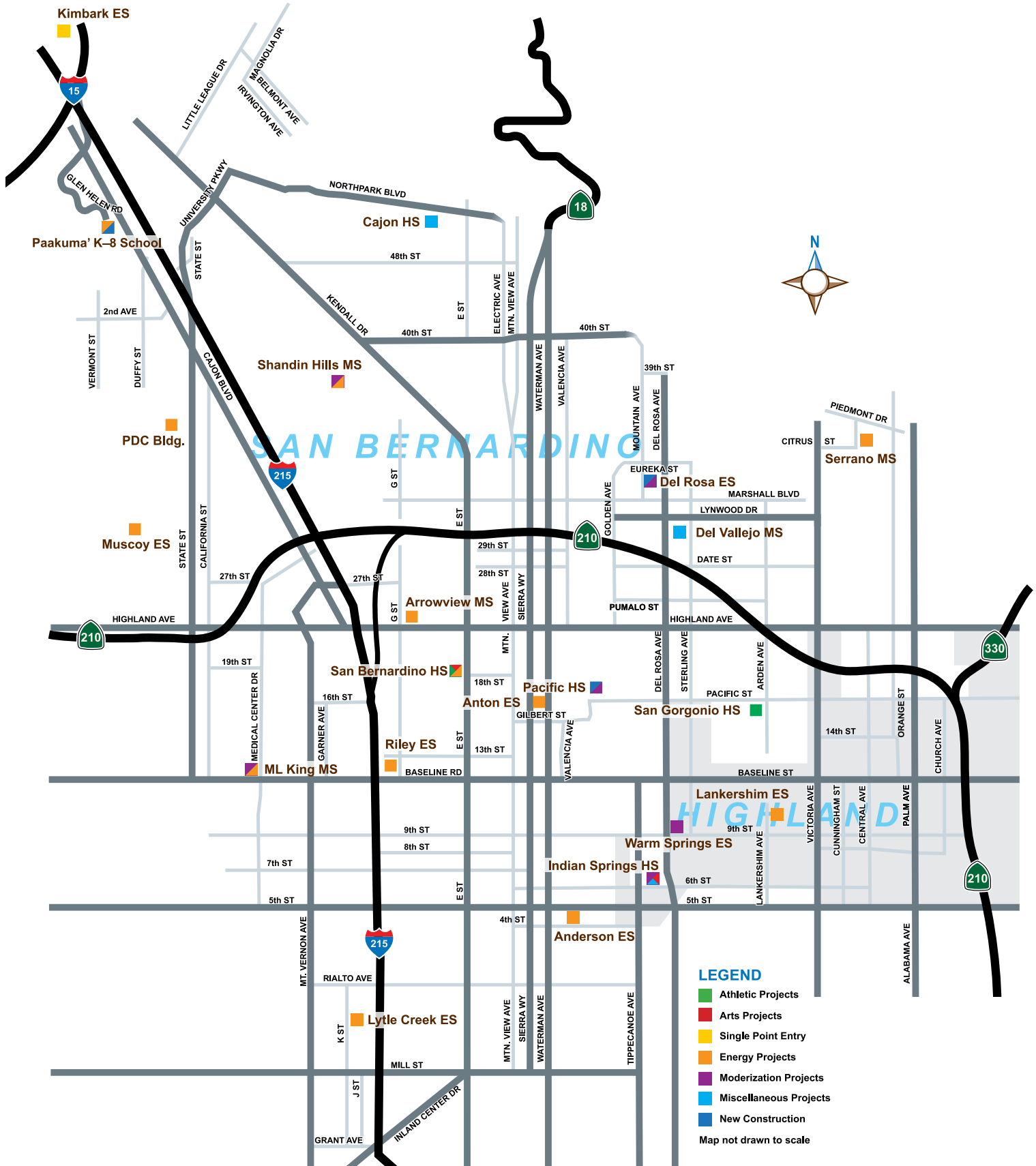
P100 Total	San Gorgonio HS - Tennis Courts	\$3,693.99
P201 Total	Parent Resource Center	\$661,570.12
P204 Total	District Police Headquarters	\$146,878.93
P209 Total	Cajon HS - CTE	\$14,161.82
P210 Total	Indian Springs HS - CTE	\$(103,377.41)
P213 Total	Single Point Entry Projects	\$653,138.28
P214 Total	Pacific HS - CTE - Biomed	\$175.66
P216 Total	San Gorgonio HS - CTE - Hospitality & Tourism	\$404,963.20
P220 Total	Office Expansions-PDC, WHAA & Smart Bldgs.	\$1,172.50
P222 Total	San Bernardino HS Theatre	\$35,049.00
P229 Total	Del Rosa ES Kinder Classroom	\$7,980.61
P234 Total	Savant ADA Upgrades	\$238,800.54
P236 Total	Indian Springs HS Bldg M Siesmic	\$1,008,902.60
P238 Total	San Gorgonio Tennis Court Fencing Replacement	\$13,158.06
P240 Total	Del Vallejo MS- Shade Structure	\$23,597.07
P241 Total	Pacific C West - Music	\$34,100.00
P244 Total	San Gorgonio HS Pool Replacement	\$421,612.62
P84 Total	Arroyo Valley Athletic Improvements Ph3	\$620.75
P96 Total	Muscoy Admin/Library	\$50.00
F01 Total	Facilities Department	\$263,871.50
Prg. Mgmt. Total		\$1,319,962.47

Other **\$5,150,082.31**

Grand Total \$16,589,645.06



Locations of Major Construction Projects



The Board of Education

Dr. Scott Wyatt, President,
 Danny Tillman, Vice President,
 Mary Ellen A. Grande
 Mayra Ceballos
 Mikki Cichocki
 Abigail Rosales-Medina
 Vacant

District Facilities, M&O Administrators

Sam Precie, Administrator of Operations
 Thomas Pace, Facilities Director

Published December 2022