

Bond Report

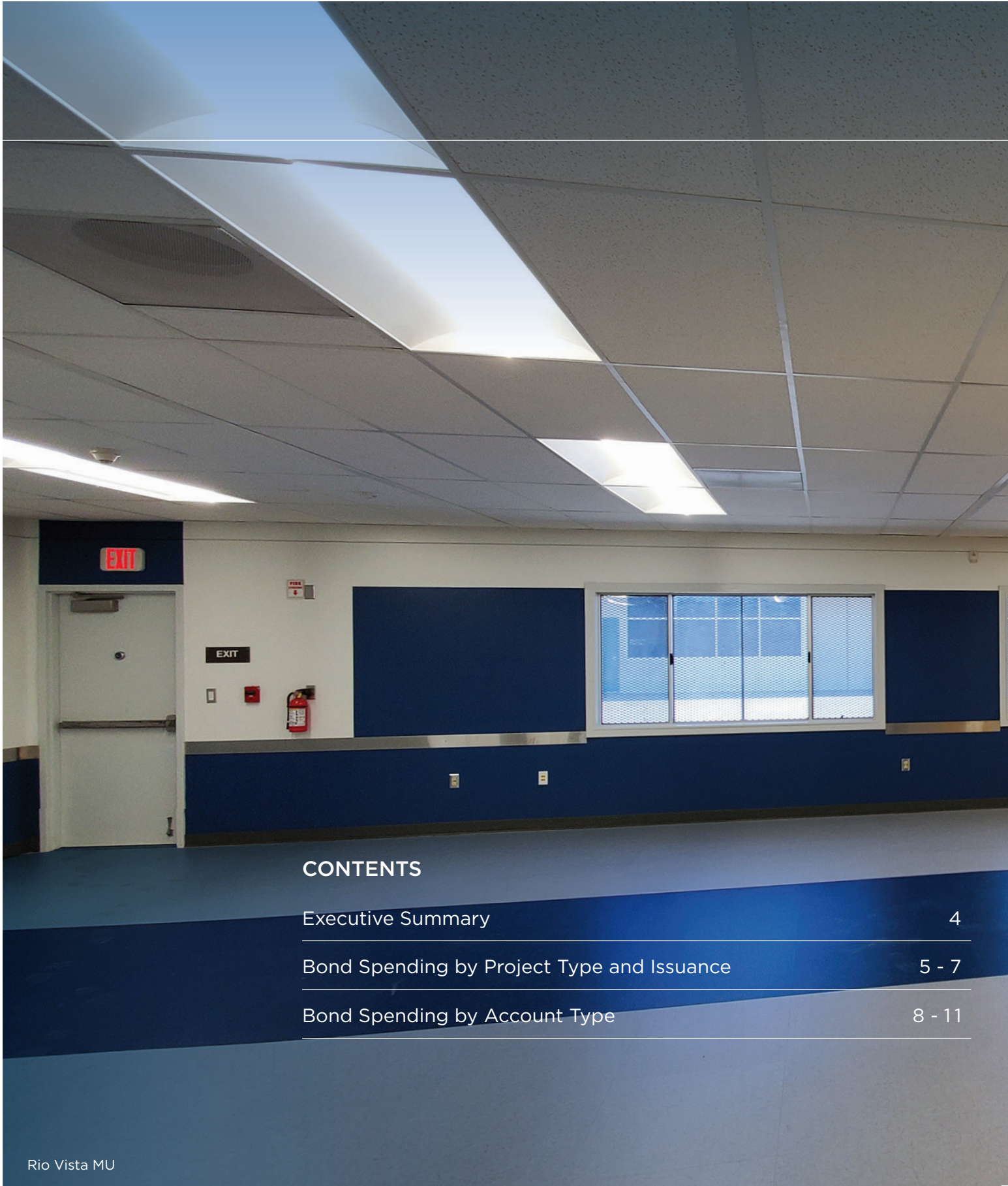
Citizens' Oversight Committee



Measure T and N Bonds
October 2019 - September 2020

Facilities Planning & Development Department





CONTENTS

Executive Summary	4
Bond Spending by Project Type and Issuance	5 - 7
Bond Spending by Account Type	8 - 11

Rio Vista MU

On the Cover
Cole ES



Rio Vista



The voters of the San Bernardino City Unified School District have supported the Facilities Program through the passage of Measure T and Measure N to provide funding for new schools, modernization of existing campuses as well as a wide variety of projects to improve the learning environment of the students and working conditions of the staff.

Beginning in September of 2004 the funds for Measure T have been issued in five series. The last of the authorized funds were issued in 2011 and brought the total funds available to \$132,768,819.06. Of that amount \$4,568,099.93 was held for the capitalized interest payments of Qualified School Construction Bonds (QSCB) previously sold by the District.

The District began selling the bonds from Measure N in 2013 and to date has sold a total of \$122,365,605.99 through seven series. The remaining authorized bonds, up to the \$250 million, will be sold over the next several years. This report will provide a snapshot of the spending trends of these bonds from October 2019 through September 2020. It will also provide a glimpse into the upcoming projects slated to be funded, in part or in whole, through the issuances of bonds.

The District continues to use the bond issuances to match the State funding programs to maximize the funds available to enhance the facilities available to the community that has supported the District through these bond measures.

Barton ES Modernization

Bond Spending by Project Type and Issuance

There are several types of projects that have been identified within the Facilities Program. They are briefly defined as follows:

New-New Campuses, SDC-Special Day Classroom Buildings, Mod-Modernization of existing campus, KIT-Kitchen upgrades, ADD-Addition of New Building to existing campus, GP-Growth Portables added to existing campus, and MU-Multi-Use Room upgrades. The last category used is OTHER which encompasses a wide variety of projects such as, but not limited to, Single Point Entry Modifications, Playgrounds, Athletic Complex Improvements and HVAC upgrades.

Measure T

During the report period of October 2019 to September 2020 Measure T funds were spent on the following types of projects:

Modernizations projects at the following locations:

Barton ES	Martin Luther King MS	Sierra HS
Cole ES	Serrano MS	
North Park ES	Shandin Hills MS	

Other Projects at the follow locations:

Projects:	Location:
Athletic Complex Upgrades	Arroyo Valley, Indian Springs, Pacific, San Bernardino HS's
Transportation CTE	Pacific HS
Single Point Entry Modifications	Anderson, Davidson, Harmon, Kendall, Kimbark, Lytle Creek, Newmark, Parkside, Salinas, Urbita, Vermont, Wilson ES's
Departmental Costs	Facilities Planning & Development

These projects are in various stages from planning to waiting for Division of the State Architect approval to construction. The costs associated with these projects are reflected in the graph on page 8.



Salinas ES SPE



Del Rosa ES Modernization

Del Rosa ES Modernization

Warm Springs ES Modernization

Bond Spending by Project Type and Issuance - cont.

Measure N

During the same period the Measure N funds were spent on the following types of projects:

Modernizations projects at the following locations:

Barton ES	North Park ES	Serrano MS
Cole ES	Oehl ES	Shandin Hills MS
Del Rosa ES	Rio Vista ES	Pacific HS
Hunt ES	Warm Springs ES	Sierra HS

Other Projects at the follow locations:

Projects:	Location:
Athletic Complex Upgrades	Arroyo Valley, Cajon, Indian Springs, Pacific, San Bernardino HS's
Amazon CTE	Cajon HS
Manufacturing CTE	Indian Springs HS
Canopy Repair	Indian Springs HS
Transportation CTE	Pacific HS
District Police Headquarters	
Welcoming Resource Center	
Performing Arts Center	San Bernardino HS
Single Point Entry Projects	Anderson, Davidson, Harmon, Kendall, Kimbark, Lytle Creek, Newmark, Parkside, Salinas, Urbita, Vermont, Wilson ES'S
SMART Building Upgrades	
AECom	Program management

These projects are in various stages from planning to waiting for Division of the State Architect approval to construction. As costs are identified they may be spread across more than one funding source resulting in being listed in both Measure T and Measure N expenditures. The costs associated with these projects are reflected in the graph on page 10.



Bonne Oehl HS Modernization

Bond Spending by Account Type

Project Key

NEW = New Campus

SDC = Special Day Classroom

MOD = Modernization

KIT = Kitchen

ADD = Addition

GP = Growth Portables

MU = Multi-Use Room

Measure T

The Office of Public School Construction has three main account types that expenditures can be reported under, Site, Planning and Construction. The chart below demonstrates the amount of Measure T funds that were spent within the three categories, along with a breakdown of the type of expenditure included in each category.

Site

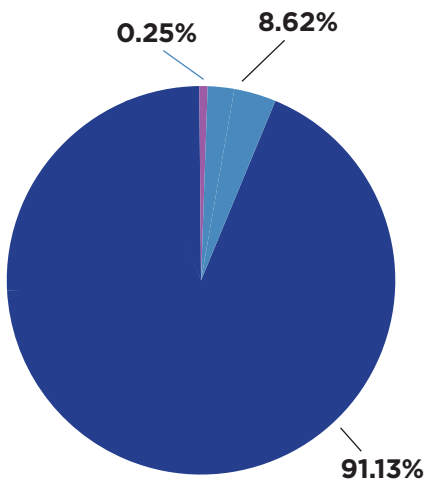
SHazardous Waste Removal	5,469.80	0.24%
Other Site Costs	110.38	0.01%

Planning

Architect/Engineering Fees	143,404.55	6.30%
DSA Fees	13,805.55	0.61%
Other Costs	38,848.39	1.71%

Construction

Other Construction	1,916,790.37	84.28%
Inspections	98,856.00	4.34%
Construction Test	55,956.50	2.46%
Furniture & Equipment	1,123.72	0.05%
Grand Total	2,274,365.26	



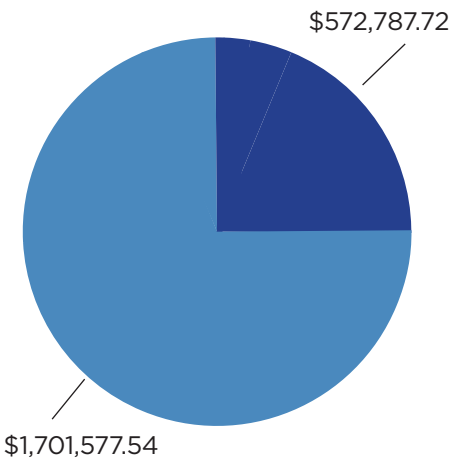
Site	5,580.18
Planning	196,058.49
Construction	2,072,726.59



Measure T Expenditures by Type

Measure T

M100 Total	Barton ES - Mod 2	\$7,755.00
M104 Total	Cole ES - Mod 2	\$1.38
M119 Total	North Park ES - Phase II	\$565,015.94
M130 Total	Martin Luther King MS Mod 2	\$6.32
M131 Total	Serrano MS - Mod 2	\$1.38
M132 Total	Shandin Hills MS - Mod 2	\$1.38
M135 Total	Sierra HS - Mod 2	\$6.32
Modernization		\$572,787.72
P203 Total	Pacific HS - Diesel Technology Program	\$2,032.00
P206 Total	Athletic Complex	\$1,499,446.62
P213 Total	Single Point Entry	\$174,901.77
P223 Total	Athletic Complex 3	\$9,838.27
F01 Total	Facilities Department	\$15,358.88
Other		\$1,701,577.54
Grand Total		\$2,274,365.26

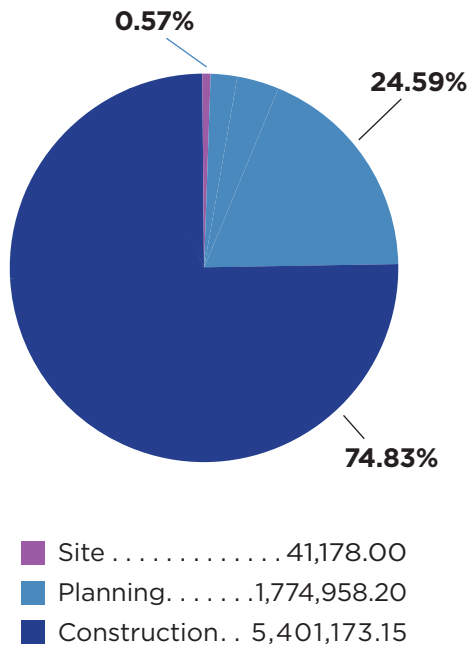


Bond Spending by Account Type - cont.

Measure N

The Office of Public School Construction has three main account types that expenditures can be reported under, Site, Planning and Construction. The chart below demonstrates the amount of Measure N funds were spent within the three categories, along with a breakdown of the type of expenditure included in each category.

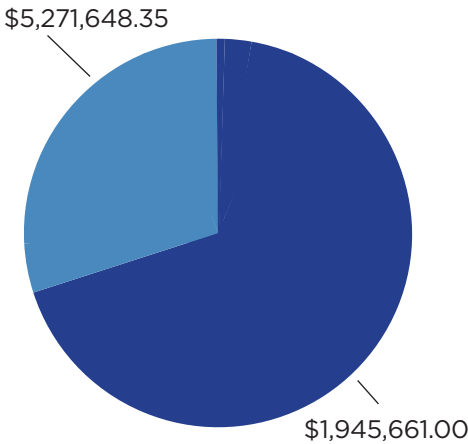
Site		
Survey Costs	18,089.00	0.25%
Hazardous Waste Removal	23,089.00	0.32%
Planning		
Architect/Engineering Fees	450,197.16	6.24%
DSA Fees	134,467.33	1.86%
Other Costs	1,190,293.71	16.49%
Construction		
Other Construction	5,307,167.59	73.53%
Inspections	64,076.00	0.89%
Construction Test	24,665.25	0.34%
Furniture & Equipment	5,264.31	0.07%
Grand Total	5,401,173.15	



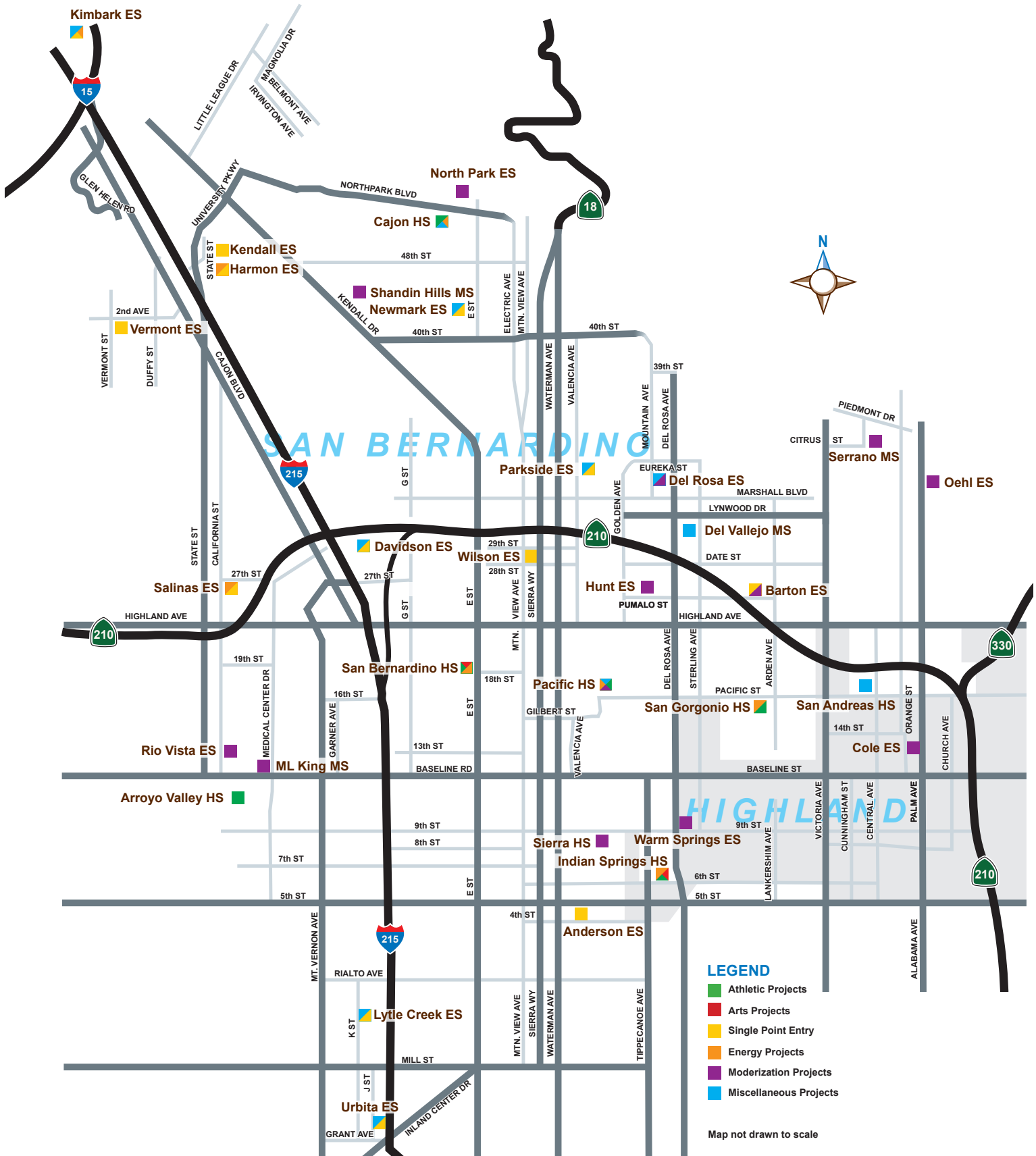
Measure N Expenditures by Type

Measure N

M100 Total	Barton ES - Mod 2	\$958,628.54
M104 Total	Cole ES - Mod 2	\$575,026.24
M106 Total	Del Rosa ES - Mod 2	\$112,257.32
M110 Total	Hunt ES - Mod 2	\$71,681.59
M119 Total	North Park ES - Phase II	\$2,665,473.05
M120 Total	Oehl ES - Mod 2	\$21,943.60
M122 Total	Rio Vista ES - Mod 2	\$704,746.42
M128 Total	Warm Springs ES - Mod 2	\$152,318.97
M131 Total	Serrano MS - Mod 2	\$4.24
M132 Total	Shandin Hills MS - Mod 2	\$4.24
M133 Total	Pacific HS - Mod 2	\$2,009.62
M135 Total	Sierra HS - Mod 2	\$7,554.52
Modernization		\$5,271,648.35
P201 Total	Parent Resource Center	\$13,061.67
P203 Total	Pacific HS - Diesel Technology Program	\$18.58
P204 Total	District Police Headquarters	\$19,592.51
P206 Total	athletic complex	\$22.70
P213 Total	Single Point Entry	\$782,091.08
P222 Total	San Bernadino HS Auditorium	\$22,780.79
P37 Total	SMART Building Upgrades	\$8,431.00
F01 Total	Facilities Department	\$2,825.00
Prg. Mgmt. Total	URS / AECOM	\$1,096,837.67
Other		\$1,945,661.00
Grand Total		\$7,217,309.35



Locations of Major Construction Projects



The Board of Education

Mrs. Gwendolyn Rodgers, President
 Dr. Scott Wyatt, Vice President
 Dr. Barbara Flores
 Mr. Michael J. Gallo
 Dr. Margaret Hill
 Ms. Abigail Rosales Medina
 Mr. Danny Tillman

Interim Superintendent

Dr. Harold J Vollkommer

District Facilities, M&O Administrators

Sam Precie, Administrator of Operations
 Thomas Pace, Facilities Director

Facilities Program Management Team

AECOM
 Keith Kajiya, AECOM/URS Vice President

Published February 2021