



ANNUAL REPORT
JULY 2019 - JUNE 2020

Facilities Management Department





Cole ES

CONTENTS

Cover Letter	2
Executive Summary	3
Program Accomplishments and Activities	4
Program Funding	5
Facilities Staff	8
Project Status Summary	9
Projects In Construction	17
Upcoming Projects	18
Projects Completed	20

Jayne Christakos

Associate Superintendent

FACILITIES CAPITAL IMPROVEMENT PROGRAM: ANNUAL REPORT 2019-2020

Dear Ms. Christakos:

On behalf of the Facilities Management Department's Capital Improvement Team it is my pleasure to present to you this Facilities Capital Improvement Program (FCIP) Annual Report for Fiscal Year 2019-2020.

The FCIP has had a successful track record in planning, designing and constructing over 320 projects at more than 73 campuses throughout the District. This report contains summary information about the progress of the program during the past fiscal year and project funding, including cost and schedule data related to planning, design, and construction phases, as well as the major accomplishments of the FCIP.

To date, the District has received approximately \$695 million in funding from the state, augmented by approximately \$456 million in funds from other sources such as the local general obligation bonds and developer fees. Total expenditures to date are approximately \$1billion, of which \$523 million has gone into the development of new campuses. This fiscal year, the FCIP had a focus on Planning and Development with 50 projects at 69 sites and Projects in Bid & Award at the end of 2019-2020 fiscal year included 8 projects at 15 sites:

IN BID & AWARD - 15 PROJECT SITES

3	9	3
Modernizations	SPE	Other Projects

DESIGN PHASE - 33 PROJECT SITES

9	3	6	15
Modernizations	CTE	SPE	Other Projects

Projects in construction at the end of the 2019-2020 fiscal year included 10 projects at 25 sites:

IN CONSTRUCTION - 12 PROJECT SITES

4	9	9	2
Modernization	Prop. 39 II & III	SPE	Other Projects

COMPLETED PROJECTS - 10 PROJECT SITES

1	5	5
Modernization	Ath Comp-PH II	Other Projects

Thank you for your leadership and continued support of our efforts to provide the best possible learning environments for the SBCUSD community.

Sincerely,



Keith Kajiya

AECOM/URS Vice President

Facilities Management Department

San Bernardino City Unified School District



Program Description

The Facilities Capital Improvement Program (FCIP) consists of the new construction, modernization and other construction projects planned for the District. The Facilities and Maintenance and Operations Departments along with the AECOM Program Management Team work together to obtain and utilize funding to create and enhance learning environments throughout the District. With the construction of new classrooms and modernization of existing schools and District sites, the FCIP directly and positively impacts students and the quality of their education along with providing adequate facilities for the teaching and administrative staffs.

The District's FCIP is defined by 5 types of construction projects: New Campus (new schools); Additions (new classrooms including Special Day Class (SDC) buildings and relocatable classrooms); Other Facilities (such as sports complexes and theatres); Modernization (major renovations to existing schools.)

Program Accomplishments and Activities

This Annual Report provides an overview of the achievements of the Facilities Capital Improvement Program. Key tasks are accomplished by the FCIP to improve procedures and standards, resolve issues, manage planning and design activities, maximize funding and expedite the delivery of new school construction and modernization projects. Major accomplishments achieved within the last fiscal year are highlighted below.

Program Accomplishments July 2019 – June 2020

- **In Construction:**

- Single Point Entry Projects at 9 sites
- Proposition 39 Energy Efficiency Upgrades Mechanical – Phase II at 5 Sites
- Proposition 39 Energy Efficiency Upgrades Electrical – Phase III at 4 Sites
- Barton ES Modernization
- District wide Marquee Refurbish & Replacement
- ML King MS Modernization
- Rio Visa ES Modernization
- North Park ES Phase II
- Cole ES Modernization
- San Andreas HS- Growing Hope – Phase II

- **Completed Construction at:**

- Board Of Education Remodel
- San Andreas Growing Hope II
- Athletic Complex Upgrades Phase II-5 Sites
- North Park ES Modernization Phase II
- Pacific HS-CTE Demo & Utility Reroute
- San Geronio HS Automotive Lift

- **Bid & Award:**

- Single Point Entry-4 Sites
- Cole ES Modernization
- San Geronio HS Automotive Lift
- District Wide Marquee New Installation, Relocation, and Refurbishment
- Single Point Entry-5 Sites
- Barton ES Modernization
- Martin Luther King Jr. MS Modernization
- Del Vallejo MS Classroom Upgrades D-8, 9 & 10

- **Projects In Design:**

- Athletic Complex Upgrades-Phase III
- Bradley ES Modernization
- Cajon HS - CTE
- Del Rosa ES Modernization
- District Police Headquarters
- District Wide Solar
- Del Rosa Kinder
- Hunt ES Modernization
- Indian Springs HS – Black Box Classroom

- Indian Springs HS – CTE
- Late Start Lighting
- Middle School Gymnasiums-6 Sites
- Oehl ES Modernization
- Office Expansions, PDA, Smart Bldg. & WHAA
- Paakuma' K-8 Growth Project
- Pacific HS - Diesel Technology Program
- Pacific HS – Mod 2
- Pacific HS Performing Arts Center-Bldg. T
- Pacific HS-CTE
- Pacific HS Seismic Retrofit
- Pacific HS Student Center
- Pacific HS New Administration
- Welcoming Resource Center
- Physical Distance Schooling
- San Bernardino HS Auditorium
- San Bernardino HS Bldg. M Transformation-Maker's Space
- Savant ADA Upgrades
- Serrano MS Modernization
- Shandin Hills MS Modernization
- Sierra HS Modernization
- Single Point Entry Projects -3 sites
- Warm Springs ES Modernization

Procurements:

- **Completed Vendor Selection For:**

- Asbestos, Lead & Hazmat Monitoring for 3 projects
- Architectural & Engineering for 3 projects
- Structural Engineering Services for 2 projects
- Soils and Materials Testing Services for 7 projects
- Utility & Irrigation Survey Services for 1 project
- DSA Inspector of Record for 3 projects
- Moving Services for 2 projects
- Master Service Agreements for Architectural & Engineering Services for Various Small Alterations & Upgrades
- Prequalification of Contractors

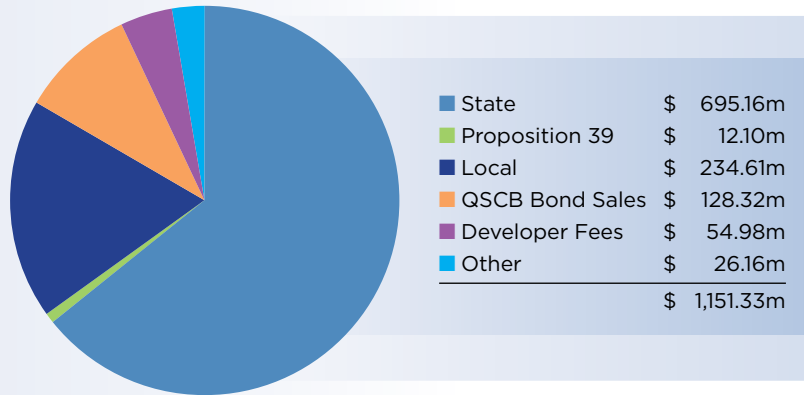
- **Community And Business Outreach:**

- COC Bus Tour
- Continued Local Business Outreach Program (LBOP) Rio Visa ES Modernization

PROGRAM FUNDING

Program Costs

The Facilities Capital Improvement Program (FCIP) is funded by a combination of local bonds, State funds, developer fees and development agreements. A total of \$1.15 billion has been obtained to date as illustrated in “Received Funds.” The total funds received include local bond funds from Measures A, N and T totaling \$234.61 million; Qualified School Construction Bond (QSCB) funds totaling \$128.32 million, approximately \$695.16 million in State funds, \$54.98 million in developer fees, and \$26.16 million in other funds.



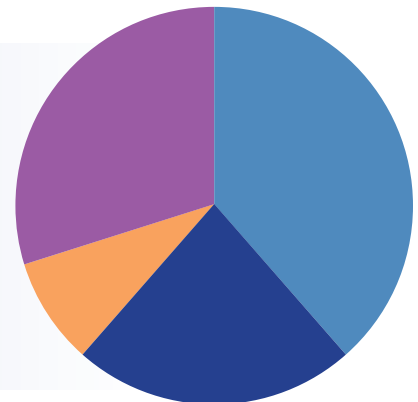
Total Project Cost Estimate

The total program cost estimate is a working budget for all capital costs for the projects in the Facilities Capital Improvement Program (FCIP). The FCIP cost estimate is valued at \$ 1.35 billion. This estimate is based on the number of projects, actual costs realized, established funding and cost escalation added over time. This cost range is also subject to change as a result of the financial status of the District and due to the availability of state and local funding. The number of projects may adjust if necessary as District needs evolve, projects are prioritized, and funding becomes available. There are over 320 capital improvement projects identified in the estimate based on modernizations, other projects and new school needs in the District.

The distribution of the total program cost estimate according to project type is illustrated in “Total Program Cost Estimate”. New campuses account for 40% of the current estimated costs with other projects accounting for the second largest allocation at 28% of the estimate.

The project estimates typically include two types of costs, soft and hard costs. Soft costs are for indirect costs to support the construction process and include planning and design services, permits and agency fees, inspection services, construction managers, and program management. New construction projects may also require acquisition of land, in which case the costs to purchase land, relocate tenants or owners, environmental clearing and agency approvals are also added to the soft costs. Hard costs are direct costs for construction including labor for the trade contractors, building materials and equipment. The Program Management Team updates the total program cost estimate based on actual bids received for construction, contracts awarded for consultants and a trend of fees and other costs for each project. This project cost data is presented in the “Cost Status Summary” report on pages 9-16.

New Campus	\$	544.09m	40%
Modernization	\$	306.24m	23%
SDC & Additions	\$	117.57m	9%
Other Projects	\$	380.62m	28%
	\$	1,348.52m	100%

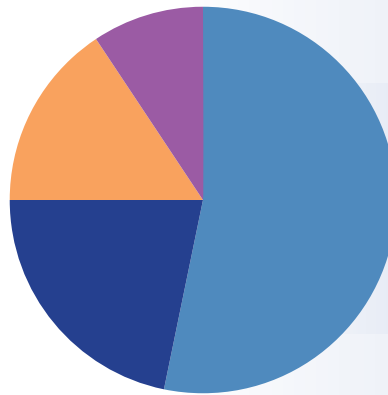


PROGRAM FUNDING

Expenditures

Expenditures by Project Type

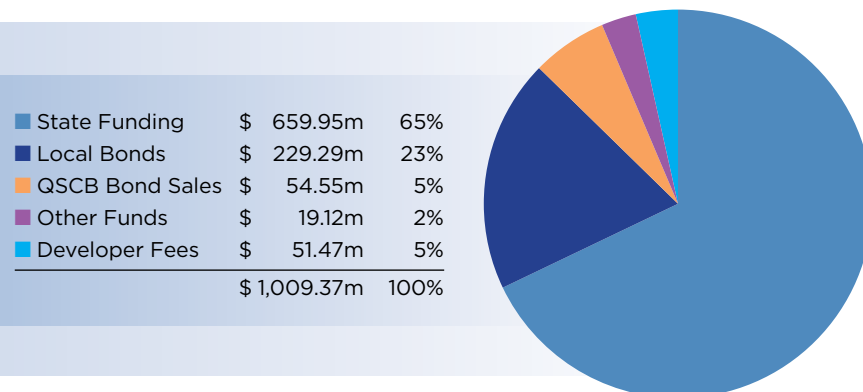
Expenditures as of June 30, 2020 total \$1.009 billion for the more than 267 capital projects in the Facilities Capital Improvement Program. Distribution of the expenditures against the project types is illustrated in “Expenditures by Project Type.” Expenditures related to new campuses account for the bulk of expenditures at \$522.87 million.



New Campus	\$ 522.87m	52%
Modernization	\$ 224.67m	22%
SDC & Additions	\$ 115.21m	11%
Other Projects	\$ 146.62m	15%
	\$ 1,009.37m	100%



Cesar Chavez MS-Prop 39 Lighting



State Funding	\$ 659.95m	65%
Local Bonds	\$ 229.29m	23%
QSCB Bond Sales	\$ 54.55m	5%
Other Funds	\$ 19.12m	2%
Developer Fees	\$ 51.47m	5%
	\$ 1,009.37m	100%

Expenditures by Funding Type

The \$1.009 billion of expenditures as of June 30, 2020 have been funded by state and local bonds, developer fees and other funds. Distribution of the expenditures against these funding sources is illustrated in “Expenditures by Fund Type”. State and local bonds have funded a total of 88% of all expenditures.

PROGRAM FUNDING

Local Bonds

The District is using local general obligation bonds to fund a portion of the capital projects. Measure A was approved in 1999 and Measure T was approved in 2004. To date, all Measures A and T bonds have been issued.

In November 2012, voters passed Bond Measure N - the San Bernardino City Unified School District Student Safety and School Repair Measure. Measure N provides improved educational opportunities by repairing and replacing leaky roofs, deteriorating classrooms, fire alarms security/electrical systems and removing asbestos as well as updating classroom technology, science labs and vocational education programs.

A Citizens' Oversight Committee provides direct taxpayer review of Measures T and N.

State Fund - School Facilities Program

The State's School Facilities Program (SFP) is funded by statewide bonds and provides grants for two types of projects, new construction and modernization. Both types of grants provide a portion of the construction projects cost, with the other portion having to be funded by local monies. The new construction grant provides funding on a 50/50 (state/local) match basis. It is intended to fund site (if applicable), design, construction, testing, inspection, furniture/equipment and other costs associated with building schools. The modernization grant provides funding on a 60/40 (state/local) match basis and typically funds design, construction, testing and other professional service costs related to upgrading an existing school.

State Fund - Financial Hardship Program

In May 2008, the District received approval from the Office of Public School Construction to fund 54 projects in the Facilities Capital Improvement Plan under financial hardship. Financial hardship funding is available to those districts that cannot provide their share of funding for a school facility project. Projects funded through the Financial Hardship Program are restricted to essential facilities and a district cannot supplement funding on these projects without being subjected to financial penalties. The final apportionment in October of 2011 brought the total of Financial Hardship funding to \$435 million.

State Fund - Facility Hardship Program - Overcrowding Relief Grant

The Overcrowding Relief Grant (ORG) Program enables districts to reduce the number of portable classrooms on overcrowded school sites and replace them with permanent classrooms. Those portables that are replaced with ORG funds must be removed from the eligible school site and from K-12 grade use, within six months after the date of initial occupancy of the permanent classrooms.

State Fund - The California Clean Energy Jobs Act Proposition 39 K-12 Program

Under the California Clean Energy Jobs Act (Proposition 39) initiative, funding is available annually for appropriation by the Legislature for eligible energy projects such as energy efficiency upgrades and clean energy generation at schools. The Proposition 39 K-12 Program provides grant funds for energy projects - energy efficiency upgrades and clean energy generation - at schools within a local educational agency (LEA).

Developer Fees

Developer fees are paid by developers of new construction for the purpose of paying their required share of school building construction costs. The fee is based on the square footage of residential and commercial and industrial building that takes place in the District. Over the past fiscal year, the District received \$2.68 Million in developer fees.

Qualified School Construction Bond

The Qualified School Construction Bond (QSCB) is a federal debt instrument created by the American Recovery and Reinvestment Act of 2009. QSCBs allow schools to borrow at nominal or zero percent interest rate for the rehabilitation, repair and equipping of schools. In addition, QSCB funds can be used to purchase land on which a public school will be built. The QSCB lender receives a Federal tax credit in lieu of receiving an interest payment. The District Board of Education approved the Bond on November 2, 2010. This bond is being used to fund the District's Heating, Ventilation and Air Conditioning, (HVAC) Overcrowding Relief Grant (ORG) and New Campus projects, among others.

Other Funds

The District is using other funds to support specific capital projects. These funds include allocations from the District's General Fund as approved by the Board of Education and real estate development agreements. This funding is designated for a specific project or use as mandated by the Board or the entity providing the donation, or detailed in a development agreement.



Shandin Hills MS - Prop 39


Facilities Planning and Management Department Staff




Adam Sinner



Brooke Duncan



John Teegarden



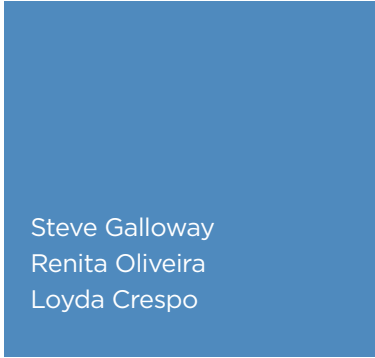
Laura Breuer



Matt Fulton




Nellie Karbum
Ray Rodriguez




Steve Galloway
Renita Oliveira
Loyda Crespo



Tom Pace



David Sierra



PROJECT STATUS SUMMARY

The Facilities Capital Improvement Program (FCIP) includes projects which have progressed through phases of the school construction process. These phases are 1) Planning, 2) Design, 3) Agency Review/Approval, 4) Bid/Award, 5) Construction and 6) Project Completion/Closeout. The following pages list each FCIP project by phase and include the corresponding cost summary information.

PROJECT NAME	PROJECT TYPE	PROJECT PHASE As of 6/30/20	OPSC FUNDING TYPE	TOTAL PROJECT COST ESTIMATE	EXPENDITURES As of 6/30/20
Planning Phase					
The Planning Phase includes project definition, consultant selections, funding determination and, if applicable, site selection.					
ARROWVIEW MS - Mod 2	MD2	Planning	60/40	3,018,600.00	-
BELVEDERE ES - Mod 2	MD2	Planning	60/40	800,872.00	-
BURBANK ES - Mod 2	MD2	Planning	60/40	649,823.00	-
CAJON HS - GROWTH PROJECT	OTHER	Planning	District	15,000,000.00	-
CID MAIN BUILDING	OTHER	Planning	District	238,956.25	24,168.50
CYPRESS ES - Mod 2	MD2	Planning	60/40	431,613.00	-
DEMOLITION - 5 SITES (PORTABLES)	OTHER	Planning	District	TBD	34,230.50
DISTRICT WIDE SOLAR PROJECT	OTHER	Planning	District	TBD	-
EMMERTON ES - Mod 2	MD2	Planning	60/40	3,110,563.00	-
FAIRFAX ES - Mod 2	MD2	Planning	60/40	141,715.00	-
GOLDEN VALLEY MS - Mod 2	MOD	Planning	60/40	6,708,000.00	-
HIGHLAND PACIFIC ES - Mod 2	MD2	Planning	60/40	674,833.00	-
INDIAN SPRINGS HS WASTEWATER (EVWD)	OTHER	Planning	Other	TBD	-
INGRAHAM ES - Mod 2	MD2	Planning	60/40	1,545,368.00	-
KENDALL ES - Mod 2	MD2	Planning	60/40	168,708.00	-
KIMBARK ES - Mod 2	MD2	Planning	60/40	560,112.00	-
KINDER - IMPROVEMENTS	OTHER	PLANNING	District	18,000,000.00	-
LATE START LIGHTING	OTHER	Planning	District	10,000,000.00	-
LYTLE CREEK ES - Mod 2	MD2	Planning	60/40	479,132.00	-
MIDDLE SCHOOL GYMNASIUMS (7 SITES)	OTHER	Planning	District	42,000,000.00	-
MONTEREY ES - Mod 2	MD2	Planning	60/40	3,382,400.00	-
MT. VERNON ES - Mod 2	MD2	Planning	60/40	337,417.00	-
MUSCOY ES - Mod 2	MD2	Planning	60/40	131,977.00	317.10
NEWMARK ES - Mod 2	MD2	Planning	60/40	716,215.00	-
PACIFIC HS - CTE - BIOMED	OTHER	Planning	50/50	8,000,000.00	-
PACIFIC HS - CTE - DIGITAL MEDIA & PERFORMANCE	OTHER	Planning	50/50	17,000,000.00	-
PACIFIC HS - FOOD SERVICE - BLDG. Q	OTHER	Planning	50/50	7,182,500.00	-
PACIFIC HS - STUDENT CENTER/SITE IMPROVEMENTS	OTHER	Planning	District	5,504,968.00	-
RAMONA-ALESSANDRO ES - Mod 2	MD2	Planning	60/40	446,038.00	-
ROOSEVELT ES - Mod 2	MD2	Planning	60/40	1,963,765.00	-
SALINAS ES - Mod 2	MD2	Planning	60/40	437,732.00	-
SAN ANDREAS HS - Mod 2	MD2	Planning	60/40	880,532.00	-
SAN BERNARDINO HS - Mod 2	MD2	Planning	60/40	1,572,050.00	-
SAN GORGONIO HS - CTE - HOSPITALITY & TOURISM	OTHER	Planning	District	TBD	-
SOAR ACADEMY CHARTER SCHOOL	OTHER	Planning	District	-	-
THOMPSON ES - Mod 2	MD2	Planning	60/40	593,853.00	-
URBITA ES - Mod 2	MD2	Planning	60/40	506,125.00	-
VERMONT ES - Mod 2	MD2	Planning	60/40	422,197.00	-
WILSON ES - Mod 2	MD2	Planning	60/40	675,685.00	-
Planning Phase Subtotals				\$153,281,749.25	\$58,716.10



PROJECT NAME	PROJECT TYPE	PROJECT PHASE As of 6/30/20	OPSC FUNDING TYPE	TOTAL PROJECT COST ESTIMATE	EXPENDITURES As of 6/30/20
--------------	--------------	--------------------------------	-------------------	-----------------------------	-------------------------------

Design Phase

The Design Phase includes preparation of plans and specifications by architects and engineers.

ATHLETIC COMPLEX UPGRADES - PHASE III	OTHER	Design	District	TBD	7,425.00
BRADLEY ES - Mod 2	MD2	Design	60/40	5,780,537.00	348,761.82
CAJON HS - CTE	OTHER	Design	District	400,000.00	140,331.42
DEL ROSA ES - Mod 2	MD2	Design	60/40	6,700,000.00	301,621.86
DISTRICT POLICE HEADQUARTERS	OTHER	Design	District	8,293,286.85	1,538,713.46
FULL DAY KINDER (2 SITES) - DEL ROSA	OTHER	Design	District	4,883,261.52	53,081.25
HUNT ES - Mod 2	MD2	Design	60/40	2,061,548.00	163,416.49
INDIAN SPRINGS HS - BLACK BOX CLASSROOM	OTHER	Design	District	4,075,756.25	245,125.17
INDIAN SPRINGS HS - CTE	OTHER	Design	50/50	3,800,000.00	438,118.86
OEHL ES - Mod 2	MD2	Design	60/40	1,070,680.00	67,031.45
OFFICE EXPANSIONS-PDC, WHAA & SMART BLDGS.	OTHER	Design	District	TBD	-
PAKUMÁ K-8 GROWTH PROJECT	OTHER	Design	District	5,000,000.00	3,082.00
PACIFIC HS - ADMIN/ADMINISTRATION	OTHER	Design	50/50	5,720,000.00	167,449.74
PACIFIC HS - DIESEL TECHNOLOGY PROGRAM	OTHER	Design	50/50	12,466,120.00	1,638,025.12
PACIFIC HS - Mod 2	MD2	Design	60/40	17,331,670.00	2,206,201.03
PACIFIC HS - PERFORMING ARTS CENTER - BLDG. T	OTHER	Design	District	17,000,000.00	-
WELCOMING RESOURCE CENTER	OTHER	Design	District	7,748,507.00	2,874,215.30
PHYSICAL DISTANCE SCHOOLING	OTHER	Design	District	TBD	-
SAN BERNADINO HS AUDITORIUM	OTHER	Design	District	10,625,000.00	760,878.67
SAN BERNARDINO HS - Building M Transformation	OTHER	Design	District	5,657,084.00	379,666.71
SAVANT ADA UPGRADES	OTHER	Design	District	TBD	-
SERRANO MS - Mod 2	MD2	Design	60/40	808,508.00	99,085.52
SHANDIN HILLS MS - Mod 2	MD2	Design	60/40	2,219,456.00	186,868.02
SIERRA HS - Mod 2	MD2	Design	60/40	4,651,156.00	267,363.15
WARM SPRINGS ES - Mod 2	MD2	Design	60/40	6,212,068.44	282,650.06

Design Phase Subtotals				\$132,504,639.06	\$12,169,112.10
-------------------------------	--	--	--	-------------------------	------------------------

Construction Phase

The Construction Phase includes demolition and hazmat abatement of existing structures and/or equipment, on- and off-site development, school buildings construction, interior finishes and landscaping through substantial completion.

ATHLETIC COMPLEX UPGRADES - PHASE II	OTHER	Construction	District	6,300,000.00	6,174,341.02
BARTON ES - Mod 2	MD2	Construction	60/40	2,391,497.00	564,835.64
COLE ES - Mod 2	MD2	Construction	60/40	780,000.00	650,181.75
DEL VALLEJO MS - CLASSROOM UPGRADES D-8, 9 & 10	OTHER	Construction	District	380,000.00	-
INDIVIDUAL MARQUEE REPLACEMENTS	OTHER	Construction	District	174,274.00	-
ML KING MS - Mod 2	MD2	Construction	60/40	4,668,126.00	349,300.99
NORTH PARK ES - Mod 2	MD2	Construction	60/40	5,400,000.00	6,071,193.53
PROP. 39 PROJECTS	OTHER	Construction	State	8,400,000.00	408,227.94
RIO VISTA ES - Mod 2	MD2	Construction	60/40	2,262,600.00	277,709.26
SAN ANDREAS HS - GROWING HOPE - PHASE II	OTHER	Construction	State	2,256,500.00	-
SINGLE POINT ENTRY PROJECTS	OTHER	Construction	District	2,700,000.00	660,725.45

Construction Phase Subtotals				\$35,712,997.00	\$15,156,515.58
-------------------------------------	--	--	--	------------------------	------------------------

*General Fund Expenditures not included in this report.

PROJECT NAME

PROJECT
TYPEPROJECT
PHASE
As of 6/30/20OPSC
FUNDING
TYPETOTAL PROJECT
COST ESTIMATEEXPENDITURES
As of 6/30/20

Project Completion/Closeout Phase

The Project Completion/Closeout Phase includes contract closeout documents such as equipment manuals with occupancy, move-in and the filing of notice of completion activities.

ALESSANDRO II ES #51 - New Campus	NEW	Reduce to Cost	FHP	468,439.60	468,439.60
ANDERSON SPECIAL ED. - Modernization	MOD	Complete	FHP	3,028,320.05	3,028,320.05
ANTON ES #45 - New Campus	NEW	Complete	50/50	17,455,864.83	17,455,864.83
ARROWHEAD ES - Modernization	MOD	Complete	FHP	2,711,829.14	2,711,829.14
ARROWVIEW MS - HVAC	OTHER	Complete	District	27,586.06	27,586.06
ARROWVIEW MS - 21st Century Classroom	OTHER	Cancelled	N/A	40,273.74	40,273.74
ARROWVIEW MS - Kitchen Remodel	OTHER	Complete	N/A	120.19	120.19
ARROWVIEW MS - Modernization	MOD	Complete	60/40	5,794,731.76	5,794,731.76
ARROWVIEW MS - Savings	OTHER	Complete	N/A	248,017.00	248,017.00
ARROWVIEW MS - SDC Addition	SDC	Complete	50/50	2,809,677.50	2,809,677.50
ARROYO VALLEY HS - Classroom Addtn	ADD	Complete	50/50	6,380,888.76	6,380,888.76
ATHLETIC COMPLEX UPGRADES	OTHER	Close Out	District	14,507,457.76	14,200,741.66
BARTON ES - Growth Portables	GP	Rescinded	FHP	213,700.24	213,700.24
BARTON ES - Modernization	MOD	Complete	FHP	800,349.63	800,349.63
BARTON ES - MultiUse Room	MU	Complete	FHP	750,592.43	750,592.43
BARTON ES - SDC Addition	SDC	Complete	50/50	2,782,149.14	2,782,149.14
BELVEDERE ES - Modernization	MOD	Complete	60/40	3,586,172.68	3,586,172.68
BELVEDERE ES - MultiUse Room	MU	Complete	FHP	761,468.18	761,468.18
BING WONG - PHASE II	OTHER	Complete	District	13,337.00	13,337.00
BING WONG ES #48 - New Campus	NEW	Complete	50/50	28,290,563.28	28,289,367.86
BING WONG ES #48 - New Campus	NEW	Reduce to Cost	FHP	1,117,206.60	1,117,206.60
BOE RENOVATION	OTHER	Complete	District	12,400,000.00	129,203.35
BRADLEY ES - Modernization	MOD	Complete	60/40	1,098,995.49	1,098,995.49
BRADLEY ES - Phase II - Canopy	OTHER	Complete	District	14,679.27	14,679.27
BRADLEY ES - SDC Addition	SDC	Complete	FHP	2,254,774.00	2,254,774.00



Cajon HS - Prop. 39

PROJECT NAME

PROJECT
TYPEPROJECT
PHASE
As of 6/30/20OPSC
FUNDING
TYPETOTAL PROJECT
COST ESTIMATEEXPENDITURES
As of 6/30/20**Project Completion/Closeout Phase - cont.**

BURBANK ES - Modernization	MOD	Complete	FHP	2,151,219.28	2,151,219.28
BURBANK II ES #54 - New Campus	NEW	Reduce to Cost	N/A	432,578.34	432,578.34
CAJON HS - Theatre Renovation	OTHER	Close Out	District	4,259,556.35	4,011,787.41
CAJON HS - Growth Portables	GP	Rescinded	FHP	99,056.49	99,056.49
CAJON HS - HVAC	OTHER	Complete	60/40	1,925,369.84	1,925,369.84
CAJON HS - Kitchen Remodel	OTHER	Complete	District	1,146.79	1,146.79
CAJON HS - MOD Savings	OTHER	Complete	N/A	3,750,183.19	3,750,183.19
CAJON HS - Mod. Abatement	MOD	Complete	FHP	2,888,126.48	2,888,126.48
CAJON HS - Modernization	MOD	Complete	60/40	17,885,974.15	17,885,974.15
CAJON HS - PHASE II	OTHER	Complete	District	115,680.54	115,680.54
CAJON HS - SDC Addition	SDC	Complete	50/50	2,721,526.58	2,721,526.58
CAPS Security Lighting	OTHER	Complete	District	251,289.25	251,289.25
CAPTAIN LELAND F. NORTON ES #52 - New Camp. - Const.	NEW	Complete	FHP	19,776,928.00	-
CAPTAIN LELAND F. NORTON ES #52 - New Camp. & Dsn.	NEW	Complete	FHP	40,999,962.00	56,060,933.92
CARMACK ES - Modernization	MOD	Complete	FHP	2,104,032.49	2,104,032.49
CDS - Multiuse Room	OTHER	Complete	District	1,648,556.21	1,648,556.21
CHAVEZ MS - Portable Relocation	OTHER	Complete	District	352,521.31	352,521.31
CHAVEZ MS - Joint Use Gym	MU	Complete	50/50	6,035,357.65	6,035,357.65
CHAVEZ MS - New Campus	NEW	Complete	FHP	22,439,597.29	22,439,597.29
CID Annex Remodel	OTHER	Complete	District	8,370.00	8,370.00
COL. RODRIGUEZ PREP ACADEMY ES #47 - New Camp.	NEW	Complete	50/50	25,556,288.17	25,556,288.17
COL. RODRIGUEZ PREP MS Portables	OTHER	Complete	District	3,485.64	3,485.64
COLE ES - Modernization	MOD	Close Out	FHP	3,384,818.00	3,352,434.57
COMMUNITY DAY SCHOOL	OTHER	Complete	District	3,782,654.41	3,782,654.41
CURTIS MS - Kitchen Remodel	OTHER	Complete	District	1,146.77	1,146.77
CURTIS MS - Modernization	MOD	Complete	FHP	10,757,895.30	10,757,895.30
CURTIS MS & SDC - New Campus	NEW	Complete	50/50	37,239,554.34	37,239,554.34
CYPRESS ES - Fascia Board	OTHER	Complete	District	6,074.00	6,074.00
CYPRESS ES - Modernization	MOD	Close Out	FHP	5,101,575.00	4,935,598.86
CYPRESS ES - SDC Addition	SDC	Complete	FHP	2,244,118.45	2,244,118.45
DAVIDSON ES - MultiUse Room	MU	Complete	FHP	698,464.48	698,464.48
DEFERRED MAINTENANCE PROJECTS	OTHER	N/A	N/A	492,134.66	492,134.66
DEL ROSA ES - Modernization	MOD	Complete	FHP	1,639,393.21	1,639,393.21
DEL ROSA ES - MultiUse Room	MU	Complete	FHP	764,493.51	764,493.51
DEL VALLEJO MS - Growth Portables	GP	Rescinded	FHP	269,290.79	269,290.79

(Cont. on page 13)



San Bernardino HS - Prop. 39

PROJECT NAME	PROJECT TYPE	PROJECT PHASE As of 6/30/20	OPSC FUNDING TYPE	TOTAL PROJECT COST ESTIMATE	EXPENDITURES As of 6/30/20
--------------	--------------	--------------------------------	-------------------	-----------------------------	-------------------------------

Project Completion/Closeout Phase - cont.

DEL VALLEJO MS - HVAC	OTHER	Complete	60/40	1,349,525.90	1,349,525.90
DEL VALLEJO MS - HVAC Savings	OTHER	Complete	N/A	940,864.72	940,864.72
DEL VALLEJO MS - Modernization	MOD	Complete	FHP	6,823,629.06	6,823,629.06
DEL VALLEJO MS - SDC Addition	SDC	Complete	50/50	2,918,132.55	2,918,132.55
DISTRICTWIDE MARQUEE IMPROVEMENTS	OTHER	Complete	District	642,165.20	642,165.20
DISTRICTWIDE PLAYGROUND IMPROVEMENTS	OTHER	Complete	District	2,788,709.54	2,788,709.54
DR. MILDRED D. HENRY ES #49 - New Camp. - Site & Dsn	NEW	Complete	FHP	17,656,058.64	35,044,486.76
DR. MILDRED D. HENRY ES #49 - New Campus - Const.	NEW	Complete	50/50	18,434,745.00	-
DSA CLOSOUT PROJECTS	OTHER	Complete	District	15,967.30	15,967.30
EMMERTON ES - Modernization	MOD	Complete	FHP	4,814,421.80	4,814,421.80
FAIRFAX ES - Modernization	MOD	Complete	FHP	463,314.07	463,314.07
GEORGE BROWN JR. ES #53 - New Campus - Const.	NEW	Complete	FHP	17,739,304.00	-
GEORGE BROWN JR. ES #53 - New Camp. - Site & Design	NEW	Complete	FHP	21,564,338.00	37,936,956.57
GOLDEN VALLEY MS - Admin/Lib Repl	ADD	Complete	50/50	1,316,511.00	1,316,511.00
GOLDEN VALLEY MS - HVAC	OTHER	Complete	District	41,005.20	41,005.20
GOLDEN VALLEY MS - Modernization	MOD	Complete	FHP	1,198,349.03	1,198,349.03
GOLDEN VALLEY MS - Savings	OTHER	Complete	N/A	95,831.00	95,831.00
GOLDEN VALLEY MS - SDC Addition	SDC	Complete	50/50	2,765,663.50	2,765,663.50
GRACIANO GOMEZ ES #51 - New Campus Construction	NEW	Close Out	50/50	15,688,853.00	-
GRACIANO GOMEZ ES #51 - New Campus Site & Design	NEW	Complete	FHP	20,907,357.00	34,464,417.70
GROWTH PROJECTS	GP	Complete	District	544,416.80	544,416.80
H. FRANK DOMINGUEZ #54 - New Campus - Construction	NEW	Close Out	40/60	14,662,069.12	-
H. FRANK DOMINGUEZ ES #54 - New Camp. - Site & Dsn	NEW	Complete	FH	18,567,034.00	33,217,860.33
HIGHLAND PACIFIC ES - Fascia Board	OTHER	Complete	District	3,699.00	3,699.00
HIGHLAND PACIFIC ES - Modernization	MOD	Close Out	FHP	2,245,693.00	2,222,066.84
HIGHLAND PACIFIC ES - MultiUse Room	MU	Complete	FHP	715,319.68	715,319.68
HIGHLAND PACIFIC ES - PHASE II	OTHER	Complete	District	26,525.45	26,525.45
HIGHLAND PACIFIC ES - SDC Addition	SDC	Complete	FHP	2,446,155.11	2,446,155.11
HIGHLAND/CYPRESS ES #50 - New Campus	NEW	Reduce to Cost	N/A	998,434.24	998,434.24
HILLSIDE ES - Fascia Board	OTHER	Complete	District	4,214.00	3,699.00
HILLSIDE ES - Modernization	MOD	Complete	FHP	1,677,993.10	1,677,993.10
HILLSIDE ES - SDC Addition	SDC	Complete	FHP	2,500,133.84	2,500,133.84
HILLSIDE ES - Shade Shelter	OTHER	Complete	District	232,000.00	18,816.50
HUNT ES - Fascia Board	OTHER	Complete	District	3,699.00	3,699.00
HUNT ES - Modernization	MOD	Complete	FHP	1,433,418.84	1,433,418.84
HUNT ES - Phase II	OTHER	Complete	District	188,679.97	188,679.97
HUNT ES - SDC Addition	SDC	Complete	FHP	2,453,109.60	2,453,109.60
INDIAN SPRINGS HS - CANOPIES\MISC.	OTHER	Complete	District	265,000.00	254,973.59
INDIAN SPRINGS HS - PERFORMING ARTS CENTER	OTHER	Complete	District	12,500,000.00	12,421,789.58
INDIAN SPRINGS HS - SPORTS COMPLEX	OTHER	Complete	District	13,222,248.58	13,222,248.58
INDIAN SPRINGS HS #8 - New Campus	NEW	Complete	FHP	57,029,082.93	57,029,082.93
INGHRAM ES - Modernization	MOD	Close Out	FHP	2,718,612.00	2,609,918.95
INGHRAM ES - MultiUse Room	MU	Complete	FHP	736,556.07	736,556.07
JONES ES #46 - New Campus	NEW	Complete	FHP+50/50	27,077,395.18	27,077,395.18
KENDALL ES - Modernization	MOD	Complete	FHP	3,128,675.94	3,128,817.94
KENDALL ES - MultiUse Room	MU	Complete	FHP	744,286.27	744,286.27
KIMBARK ES - Modernization	MOD	Complete	FHP	832,279.65	832,279.65
KING MS - SDC Addition	SDC	Complete	50/50	2,827,569.10	2,827,569.10
LANKERSHIM ES - Addition	ADD	Complete	50/50	5,618,695.53	5,618,695.53
LANKERSHIM ES - Modernization	MOD	Complete	FHP	4,208,428.71	4,208,428.71
LANKERSHIM ES - MultiUse Room	MU	Complete	FHP	717,014.38	717,014.38
LANKERSHIM ES - SDC Addition	SDC	Complete	50/50	1,695,444.31	1,695,444.31

PROJECT NAME

PROJECT
TYPEPROJECT
PHASE
As of 6/30/20OPSC
FUNDING
TYPETOTAL PROJECT
COST ESTIMATEEXPENDITURES
As of 6/30/20**Project Completion/Closeout Phase - cont.**

LANKERSHIM ES NSD - SAVINGS	OTHER	Complete	N/A	147,541.00	147,541.00
LINCOLN ES - Addition	ADD	Complete	50/50	6,580,805.86	6,580,805.86
LINCOLN ES - Modernization	MOD	Complete	FHP	6,279,864.92	6,279,864.92
LINCOLN ES - SDC Addition	SDC	Complete	50/50	2,205,656.77	2,205,656.77
LINCOLN II No. ES #44 - New Campus	NEW	Reduce to Cost	FHP	399,047.89	399,047.89
LINCOLN II So. ES #52 - New Campus	NEW	Reduce to Cost	FHP	684,335.74	684,335.74
LITTLE MOUNTAIN ES - PHASE II	OTHER	Complete	District	1,040,547.02	1,040,547.02
LITTLE MOUNTAIN ES #55 - New Campus - Construction	NEW	Complete	FHP	26,525,801.26	-
LITTLE MOUNTAIN ES #55 - New Campus - Site & Design	NEW	Complete	FHP	8,784,524.00	27,209,636.11
LYTLE CREEK ES - Addition	ADD	Complete	50/50	6,796,934.00	6,229,723.86
LYTLE CREEK ES - Addition - Savings	OTHER	Complete	N/A	573,993.75	573,993.75
LYTLE CREEK ES - INTERIM HOUSING	OTHER	Complete	District	603,745.73	603,745.73
LYTLE CREEK ES - Modernization	MOD	Complete	FHP	2,325,832.90	2,318,093.88
LYTLE CREEK ES - MultiUse Room	MU	Complete	FHP	746,845.19	746,845.19
LYTLE CREEK ES - SDC Addition	SDC	Complete	50/50	2,189,698.00	1,843,187.44
LYTLE CREEK ES - SDC Addition - Savings	OTHER	Complete	N/A	352,932.51	352,932.51
M.L. KING MS - HVAC	OTHER	Complete	60/40	1,032,444.10	1,032,444.10
M.L. KING MS - HVAC Savings	OTHER	Complete	N/A	816,754.51	816,754.51
M.L. KING MS - Lunch Shelter	OTHER	Complete	District	-	-
M.L. KING MS - Modernization	MOD	Complete	FHP	4,118,547.08	4,118,547.08
MARSHALL ES - Modernization	MOD	Complete	FHP	1,349,654.37	1,349,654.37
MARSHALL ES - Phase II Canopy	OTHER	Complete	District	18,782.36	18,782.36
MEASURE N PROJECTS	OTHER	Complete	District	4,773,367.90	4,773,367.90
MIDDLE COLLEGE HS - New Camp. - Const. - ORG 56/001	NEW	Complete	ORG	20,419,690.00	18,605,197.61
MIDDLE COLLEGE HS - New Campus - Site & Design	NEW	Complete	FHP	16,087,737.63	14,700,399.63
MIDDLE COLLEGE HS - Portables/Interim Housing	GP	Complete	N/A	832,645.33	832,645.33
MISC. MINOR PROJECTS	OTHER	Complete	District	223,607.40	223,607.40
MONTEREY ES - Modernization	MOD	Complete	FHP	1,410,847.64	1,410,847.64
MONTEREY ES - PHASE II	OTHER	Complete	District	21,756.20	21,756.20
MT. VERNON ES - Modernization	MOD	Close Out	FHP	5,098,382.00	4,715,850.30
MUSCOY ES - Modernization	MOD	Complete	FHP	536,791.18	536,791.18
MUSCOY ES - MultiUse Room	MU	Complete	FHP	824,789.53	824,789.53
MUSCOY ES ADMIN/LIBRARY RENOVATION	OTHER	Close Out	District	716,215.00	637,739.62
MUSCOY MS - Addition	ADD	Complete	50/50	7,763,518.09	7,763,518.09
MUSCOY MS - SDC Addition	SDC	Complete	50/50	2,323,258.54	2,323,258.51

(Cont. on page 15)



PROJECT NAME	PROJECT TYPE	PROJECT PHASE As of 6/30/20	OPSC FUNDING TYPE	TOTAL PROJECT COST ESTIMATE	EXPENDITURES As of 6/30/20
--------------	--------------	--------------------------------	-------------------	-----------------------------	-------------------------------

Project Completion/Closeout Phase - cont.

MUSCOY MS #10 - New Campus	NEW	Reduce to Cost	N/A	577,836.47	577,836.47
MUSCOY MS HS #9 - New Campus	NEW	Reduce to Cost	N/A	245,677.76	245,677.76
N. VERDEMONT ES - SDC Addition	SDC	Complete	FHP	2,488,267.78	2,488,267.78
NETWORKING UPGRADES	OTHER	Complete	District	1,104,694.22	1,104,694.22
NEW VISION CHARTER MS	OTHER	Cancelled	District	26,905.00	26,905.00
NEWMARK ES - Modernization	MOD	Complete	FHP	522,682.72	522,682.72
NEWMARK ES - MultiUse Room	MU	Complete	FHP	721,147.02	721,147.02
NON-CONSTRUCTION RELATED PROJECTS	OTHER	N/A	N/A	3,200,000.00	3,556,081.51
NORTH PARK ES - PHASE I	OTHER	Complete	District	1,912,247.73	1,990,916.73
NORTH PARK ES - Modernization	MOD	Complete	FHP	2,151,978.11	2,151,978.11
NORTH VERDEMONT ES - Fascia Board	OTHER	Complete	District	3,699.00	3,699.00
OEHL ES - Modernization	MOD	Complete	60/40	3,895,113.39	3,895,113.39
ORG PORTABLE REMOVAL	OTHER	Complete	District	534,050.00	258,476.99
PAAKUMA' K-8 #56 - New Campus	NEW	Complete	OTHER	45,097,837.31	44,447,850.47
PACIFIC HS - 21st Century Classroom Other	OTHER	Cancelled	N/A	22,903.21	22,903.21
PACIFIC HS - HVAC	OTHER	Complete	60/40	2,506,613.48	2,506,613.48
PACIFIC HS - Kitchen Remodel	OTHER	Complete	District	9,342.23	9,342.23
PACIFIC HS - Modernization	MOD	Complete	FHP+60/40	4,137,934.36	4,152,036.79
PACIFIC HS - SDC Addition	SDC	Complete	50/50	3,013,091.73	3,013,091.73
PACIFIC MOD SAVINGS	OTHER	Complete	N/A	1,825,335.32	1,825,335.32
PALM AVENUE ES - Lunch Shelter	OTHER	Complete	District	64,182.07	64,182.07
PALM AVENUE ES - SDC Addition	SDC	Complete	50/50	2,536,984.98	2,536,984.98
PALM ES - SDC Savings	OTHER	Complete	N/A	25,944.00	25,944.00
PARKSIDE ES - MultiUse Room	MU	Complete	FHP	794,736.08	794,736.08
PROFESSIONAL DEVELOPMENT CENTER	OTHER	Complete	District	6,586,475.65	6,585,760.27
RAMONA ALESSANDRO PRESCHOOL	OTHER	Cancelled	District	-	-
RAMONA-ALESSANDRO ES - Modernization	MOD	Complete	FHP	5,403,582.79	5,403,582.79
RICHARDSON PREP - HVAC	OTHER	Complete	District	236,117.91	236,117.91
RICHARDSON PREP HS - Lunch Shelter	OTHER	Complete	District	174,112.97	174,112.97
RICHARDSON PREP PORTABLES	OTHER	Complete	District	497,452.10	497,452.10
RICHARDSON PREP. HS - Modernization	MOD	Complete	FHP	3,521,900.79	3,521,900.79
RILEY ES - Lunch Shelter	OTHER	Complete	District	211,657.47	211,657.47
RILEY ES - Modernization	MOD	Complete	FHP	5,375,761.24	5,375,761.24
RILEY ES - Phase II	OTHER	Complete	District	855.00	855.00
RIO VISTA ES - Fascia Board	OTHER	Complete	District	3,699.00	3,699.00
RIO VISTA ES - Kindergarten Portable	OTHER	Complete	District	-	-
RIO VISTA ES - Modernization	MOD	Complete	FHP	1,452,017.65	1,452,017.65
RIO VISTA ES - MultiUse Room	MU	Complete	FHP	690,102.94	690,102.94
RIO VISTA ES - SDC Addition	SDC	Complete	FHP	2,572,884.32	2,572,884.32
ROOSEVELT ES - Fascia Board	OTHER	Complete	District	3,699.00	3,699.00
ROOSEVELT ES - Modernization	MOD	Complete	FHP	4,494,952.57	4,494,952.57
ROOSEVELT ES - SDC Addition	SDC	Complete	FHP	2,634,313.84	2,634,313.84
ROOSEVELT II ES #49 - New Campus	NEW	Reduce to Cost	FHP	549,343.16	549,343.16
SALINAS ES - Modernization	MOD	Complete	FHP	2,202,099.60	2,202,099.60
SAN ANDREAS HS - GROWING HOPE	OTHER	Complete	District	1,030,000.00	-
SAN ANDREAS HS - HVAC	OTHER	Complete	District	-	-
SAN ANDREAS HS - Kitchen Remodel	OTHER	Complete	District	14,865.66	14,865.66
SAN ANDREAS HS - Modernization	MOD	Complete	FHP+60/40	1,824,941.17	1,824,941.17
SAN ANDREAS HS MOD SAVINGS	OTHER	Complete	N/A	192,823.71	192,823.71
SAN BERNARDINO HS - 21st Century Classroom Other	OTHER	Cancelled	District	31,575.32	31,575.32
SAN BERNARDINO HS - AUDITORIUM UPGRADES	OTHER	Cancelled	District	1,003,838.35	981,057.56
SAN BERNARDINO HS - HVAC	OTHER	Complete	60/40	2,826,827.23	2,826,827.23

PROJECT NAME	PROJECT TYPE	PROJECT PHASE As of 6/30/20	OPSC FUNDING TYPE	TOTAL PROJECT COST ESTIMATE	EXPENDITURES As of 6/30/20
Project Completion/Closeout Phase - cont.					
SAN BERNARDINO HS - Kitchen Remodel	OTHER	Complete	District	782.70	782.70
SAN BERNARDINO HS - Library Replacement	OTHER	Cancelled	District	15,164.18	15,164.18
SAN BERNARDINO HS - Modernization	MOD	Complete	FHP	20,213,522.02	20,213,522.02
SAN BERNARDINO HS - SDC Addition	SDC	Complete	50/50	2,789,622.95	2,789,622.95
SAN BERNARDINO HS - SDC Savings	OTHER	Complete	N/A	85,213.00	85,213.00
SAN BERNARDINO HS ADDITION	OTHER	Complete	N/A	487,351.78	487,351.78
SAN GORGONIO HS - AUTOMOTIVE LIFT REPLACEMENT	OTHER	Complete	District	118,000.00	-
SAN GORGONIO HS - Football Field/Bleachers	OTHER	Complete	Other	200,413.51	200,413.51
SAN GORGONIO HS - Modernization	MOD	Complete	FHP	25,824,347.98	25,824,347.98
SAN GORGONIO HS - SDC Addition	SDC	Complete	50/50	2,892,973.49	2,892,973.49
SAN GORGONIO HS ADDITIONS - State Relocatables	GP	Complete	N/A	501,080.88	501,080.88
SECURITY IMPROVEMENTS (19 Sites)	OTHER	Complete	District	693,905.75	693,905.75
SECURITY SITE UPGRADES (22 Sites)	OTHER	Complete	District	4,500,000.00	4,042,989.03
SEEP -VARIOUS SITES	OTHER	Complete	District	10,000.00	10,000.00
SERRANO MS - Phase II	OTHER	Complete	District	13,990.09	13,990.09
SERRANO MS - HVAC	OTHER	Complete	District	64,240.86	64,240.86
SERRANO MS - Kitchen Remodel	OTHER	Complete	District	120.19	120.19
SERRANO MS - Mod Savings	OTHER	Complete	N/A	853,409.00	853,409.00
SERRANO MS - Modernization	MOD	Complete	60/40	7,402,263.69	7,402,263.69
SERRANO MS - SDC Addition	SDC	Complete	50/50	2,964,818.69	2,964,818.69
SHANDIN HILLS MS - HVAC Savings	OTHER	Complete	N/A	1,458,728.36	1,458,728.36
SHANDIN HILLS MS - Kitchen Remodel	OTHER	Complete	District	60,650.49	60,650.49
SHANDIN HILLS MS - Modernization	MOD	Complete	FHP	4,073,997.98	4,069,259.48
SHANDIN HILLS MS - SDC Addition	SDC	Complete	50/50	2,988,140.67	2,988,140.67
SHANDIN HILLS MS HVAC	OTHER	Complete	60/40	1,600,785.07	1,600,598.14
SIERRA HS - Modernization	MOD	Complete	FHP+60/40	1,463,379.71	1,463,379.71
SIERRA HS MOD SAVINGS	OTHER	Complete	N/A	686,273.92	686,273.92
SMART BUILDING UPGRADES	OTHER	Complete	District	1,599,527.06	1,607,958.06
SMART SOLAR PROJECTS	OTHER	Complete	District	2,335,000.00	74,753.68
STATE RELOCATABLES PURCHASE	OTHER	Complete	District	346,000.00	346,000.00
TECHNOLOGY UPGRADES	OTHER	Complete	District	350,786.66	350,786.66
THOMPSON ES - Modernization	MOD	Complete	60/40	3,238,389.47	3,238,389.47
URBITA ES - Growth Portables	GP	Rescinded	FHP	271,780.55	271,780.55
URBITA ES - Modernization	MOD	Complete	FHP	194,976.58	194,976.58
URBITA ES - MultiUse Room	MU	Complete	FHP	768,191.38	768,191.38
VERMONT ES - Addition	ADD	Complete	50/50	9,221,382.74	9,221,382.74
VERMONT ES - Modernization	MOD	Complete	FHP	905,018.97	905,018.97
VERMONT ES - MultiUse Room	MU	Complete	FHP	697,194.49	697,194.49
VERMONT ES - SDC Addition	SDC	Complete	50/50	2,663,676.52	2,663,676.52
VERMONT ES - SWALE	OTHER	Complete	District	200,000.00	21,458.37
VERMONT TO LINCOLN PRESCHOOL	OTHER	Complete	District	284,926.61	284,926.61
WARM SPRINGS ES - Modernization	MOD	Complete	FHP	238,166.86	238,166.86
WILSON ES - Addition	ADD	Complete	50/50	6,425,366.00	5,450,382.41
WILSON ES - Addition - Savings	OTHER	Complete	N/A	989,029.39	989,029.39
WILSON ES - Modernization	MOD	Complete	FHP	1,413,939.08	1,413,939.08
WILSON ES - SDC Addition	SDC	Complete	50/50	2,291,966.00	1,825,497.14
WILSON ES - SDC Addition - Savings	OTHER	Complete	N/A	471,385.02	471,385.02
WILSON II ES #53 - New Campus	NEW	Reduce to Cost	FHP	620,616.72	620,616.72
Project Completion/Closeout Phase Subtotals				\$1,022,586,738.07	\$981,188,860.12
Grand Totals				\$1,344,086,123.38	\$1,008,573,203.90

PROJECTS IN CONSTRUCTION

Barton ES - Modernization

Remodel of Administrative Building, Restrooms, MU and installation of new restroom.

- Construction started in February 2020
- Project Budget: \$1,787,000
- Anticipated Completion Date: January 2021

Cole Elementary School Modernization

Remodel of a computer lab into an engaging, flexible technology room, with flexible seating, vibrant colors, innovative power options, and touch-screen instruction capability.

- Construction anticipated to start in November 2019
- Project Budget: \$557,100
- Anticipated Completion Date: May 2020

District-Wide Marquee

Refurbishment and replacement of marquee signs with LED message boards throughout a variety of district campuses.

- Construction started February 2020
- Project Budget: \$174,100
- Anticipated Completion Date: May 2020

Martin Luther King MS-Modernization

Modernization of existing Administration and Library/Media Center Building.

- Construction started in April 2020
- Project Budget: \$3,043,000
- Anticipated Completion Date: April 2021

Prop 39 Energy Expenditure Plan (EEP) 3

Energy saving measures implemented at our highest energy-consuming sites. Upgrades such as replacement of all light fixtures with LED, and increased efficiency HVAC equipment will realize the District substantial energy savings at these sites Cajon HS, Indian Springs HS, San Geronio HS, Shandin Hills MS, Cesar Chavez MS, Arroyo Valley HS, San Bernardino HS, Pacific HS, Board of Education.

- Construction started in January 2019
- Project Budget: \$8,400,000
- Anticipated Completion Date: October 2020

Rio Vista ES - Modernization

Modernization of Administrative Building A, MU and restrooms.

- Construction started in May 2020
- Project Budget: \$1,642,000
- Anticipated Completion Date: December 2020

4 Sites (Anderson, Harmon, Kendall and Wilson) - Single Point Entry

Creating a single point entry at 4 Elementary Schools and providing ADA parking stalls.

- Construction started in May 2020
- Project Budget: \$731,070
- Anticipated Completion Date: December 2020

5 Sites (Lytle Creek, Newmark, Salinas, Urbita & Vermont Elementary Schools) - Single Point Entry

Creating a single point entry at 5 Elementary Schools and providing ADA parking stalls.

- Construction started in January 2020
- Project Budget: \$1,185,000
- Anticipated Completion Date: November 2020



ML King MS



San Bernardino HS - Prop. 39

UPCOMING PROJECTS

Athletic Complex Upgrades for 6 High School Campuses – Phase III (Arroyo Valley, Cajon, Indian Springs, Pacific, San Geronio and San Bernardino)

Project includes sport lighting system installation and upgrade.

- Construction anticipated to start October 2020
- Project Budget: \$5,095,00
- Anticipated Completion Date: June 2021

Del Vallejo MS Classroom Upgrades

Demolition and installation of new flooring

- Construction anticipated to start September 2020
- Project Budget: \$92,000
- Anticipated Completion Date: October 2020

Indian Springs HS Black Box Theater

Construction of new black box theater facility to complement the newly-opened performing arts center.

- Construction anticipated to start in July 2021
- Project Budget: \$4,075,756
- Anticipated Completion Date: August 2022

Indian Springs HS - CTE

Conversion of existing space into Career Technology Education facility to support the Manufacturing Technology pathway.

- Construction anticipated to start in July 2021
- Project Budget: \$3,759,000
- Anticipated Completion Date: October 2022

Pacific HS Modernization II

Renovation and modernization of a high school building and transforming it into a more current state of the art teaching facility for all students.

- Construction anticipated to start in April 2021
- Project Budget: \$20,000,524
- Anticipated Completion Date: November 2022

Pacific HS - CTE

Construction of Diesel Technology building to support students with a Diesel Technology career pathway, where students can work towards a certification to work on commercial diesel trucks. This would be the first type of technology available at the high school level in the state of California.

- Construction anticipated to start in February 2021
- Project Budget: \$14,466,120
- Anticipated Completion Date: September 2022

Pacific HS New Administration

- Construction anticipated to start in August 2021
- Project Budget: \$5,720,000
- Anticipated Completion Date: February 2022

Pacific HS Student Center

- Construction anticipated to start in TBD
- Project Budget: \$4,560,000
- Anticipated Completion Date: TBD

Pacific HS CTE - Biomedical

- Construction anticipated to start in TBD
- Project Budget: \$8,000,000
- Anticipated Completion Date: TBD

Pacific HS CTE - Performing Arts

- Construction anticipated to start in January 2021
- Project Budget: \$17,000,000
- Anticipated Completion Date: October 2022

(Cont. on page 19)

UPCOMING PROJECTS

Del Rosa Elementary School Modernization

Replacement of existing administration buildings with a single new building, configured on the site to establish a single point of entry for visitors.

- Construction anticipated to start in July 2021
- Project Budget: \$6,700,000
- Anticipated Completion Date: July 2022

Del Rose Full Day Kindergarten

- Anticipated Design completion July 2021
- Project Budget: \$4,883,262
- Anticipated Completion Date: July 2022

Bonnie Oehl Elementary School Modernization

Remodel and expansion of existing library, to become a flexible, expandable space by the use of operable glass walls, and expansion into an adjacent resource room which will be converted to a maker space.

- Construction anticipated to start in July 2021
- Project Budget: \$1,070,680
- Anticipated Completion Date: March 2022

Warm Springs Elementary School Modernization

Complete remodel of historic MU room, which will include open ceilings, new finishes, and better student flow; modification of admin building to create a single point of entry; replacement of campus interior and exterior finishes to improve the look of the campus.

- Construction anticipated to start in July 2021
- Project Budget: \$6,212,068
- Anticipated Completion Date: July 2022

Hunt Elementary School Modernization

Expansion of rear parking lot and related fencing improvements to improve traffic flow and campus security; expansion of lunch shading; window replacement at some classrooms.

- Construction anticipated to start in TBD
- Project Budget: \$2,061,548
- Anticipated Completion Date: TBD

Serrano Middle School Modernization

Conversion of existing atrium spaces into useful student collaboration areas; remodel of music and choral rooms; new glazing; restroom remodels

- Construction anticipated to start in TBD
- Project Budget: \$808,508
- Anticipated Completion Date: TBD

Shandin Hills Middle School Modernization

Conversion of existing atrium spaces into useful student collaboration areas; remodel of music and choral rooms; new glazing; restroom remodels; new lunch shelter..

- Construction anticipated to start in TBD
- Project Budget: \$2,219,456
- Anticipated Completion Date: TBD

Sierra High School Modernization

Reimagining of existing indoor and outdoor space; remodeled street front to improve campus presence and security; outdoor MU/assembly space with tensile steel and fabric shading; remodel of counselors' room to add offices; kitchen expansion; new admin foyer for single point of entry.

- Construction anticipated to start in TBD
- Project Budget: \$4,651,156
- Anticipated Completion Date: TBD

Welcoming Resource Center

District facility to offer enrollment, health, and community-linked services.

- Construction anticipated to start in Summer 2021
- Project Budget: \$7,748,507
- Anticipated Completion Date: Summer 2022

District Police Headquarters

New adjacent District police building adjacent to Parent Resource Center.

- Construction anticipated to start in TBD
- Project Budget: \$8,293,287
- Anticipated Completion Date: TBD

San Bernardino HS - Building M Transformation - Makers Space

The project will provide laboratory/exploration space for the students to access science, technology, engineering, & math (STEM) equipment including 3D printer, workstations, maker space equipment, etc., as well as a central work room for the school's "pathways" programs.

- Anticipated Design completion December 2020
- Project Budget: \$5,000,000
- Anticipated Completion Date: December 2021

UPCOMING PROJECTS

San Bernardino HS – Modernization & Auditorium

- Anticipated Design completion TBD
- Project Budget: \$10,625,000
- Anticipated Completion Date: TBD

Middle School Gymnasiums (6 Sites)

- Anticipated Design completion TBD
- Project Budget: \$36,000,000
- Anticipated Completion Date: TBD

Pacific HS Seismic Retrofit

As part of the AB300 Seismic Retrofit program, the replacement and upgrading of the high school auditorium and kitchen with new facility modernizations.

- Construction anticipated to start in TBD
- Project Budget: \$18,973,570
- Anticipated Completion Date: TBD

Paakuma' Expansion

Construction, updating and expansion of 6 classroom spaces

- Construction anticipated to start in TBD
- Project Budget: \$5,000,000
- Anticipated Completion Date: TBD

Bradley ES Modernization

Creating a single point of entry while modernizing the administrative building and replacing, updating the campus interior and exterior finishes.

- Construction anticipated to start in TBD
- Project Budget: \$5,700,000
- Anticipated Completion Date: TBD

District Wide Solar

The design and installation of Solar Photovoltaic Panels on school campuses throughout the district.

- Construction anticipated to start in TBD
- Project Budget: TBD
- Anticipated Completion Date: TBD

Late Start Lighting

Installation of new lights at six high school campuses.

- Construction anticipated to start in TBD
- Project Budget: TBD
- Anticipated Completion Date: TBD

PROJECTS COMPLETED

Athletic Complex Upgrades – Arroyo Valley HS – Phase II

Project includes synthetic turf installation.

- Construction started in March 2019
- Project Budget: \$1,017,192
- Completion Date: August 2019

Athletic Complex Upgrades – Cajon HS – Phase II

Project includes synthetic turf installation.

- Construction started in March 2019
- Project Budget: \$1,200,000
- Completion Date: August 2019

Athletic Complex Upgrades – Indian Springs HS – Phase II

Project includes synthetic turf installation.

- Construction started in February 2019
- Project Budget: \$1,000,000
- Completion Date: August 2019

Athletic Complex Upgrades – Pacific HS – Phase II

Project includes synthetic turf installation.

- Construction started in June 2019
- Project Budget: \$1,000,000
- Completion Date : August 2019

Athletic Complex Upgrades – San Bernardino HS – Phase II

Project includes synthetic turf installation.

- Construction started in March 2019
- Project Budget: \$1,000,000
- Completion Date: August 2019

North Park ES Modernization – Phase II

Modernizing the campus with ADA improvements and extended administration building.

- Construction started in May 2019
- Project Budget: \$5,400,000
- Completion Date: February 2020

Pacific HS-CTE

Demolition and utility reroute in preparation of upcoming construction.

- Construction started in March 2019
- Project Budget: \$902,390
- Completion Date: September 2019

(Cont. on page 22)



PROJECTS COMPLETED

BOE Renovation Project

Community room and lobby remodel, elevator remodel, accessibility upgrades, HVAC replacement, fire alarm, security, lighting, ceiling and ceiling tile replacement, electrical service upgrade, wall additions, doors, and hardware, site work, window enlargement.

- Construction started in January 2018
- Project Budget: \$8,029,538
- Completion Date: December 2019

San Andreas High School - Growing Hope II

This will be a state of the art hydroponic growing facility and greenhouse that will give students hands-on working experience with growing food products in a production environment..

- Construction started in May 2019
- Project Budget: \$2,256,500
- Completion Date: May 2020

San Geronio High School Automotive Lift

Removal of existing automotive lift and upgrading of a new high capacity and multifunctional computer based operating system.

- Construction started in November 2019
- Project Budget: \$650,000
- Completion Date: December 2019

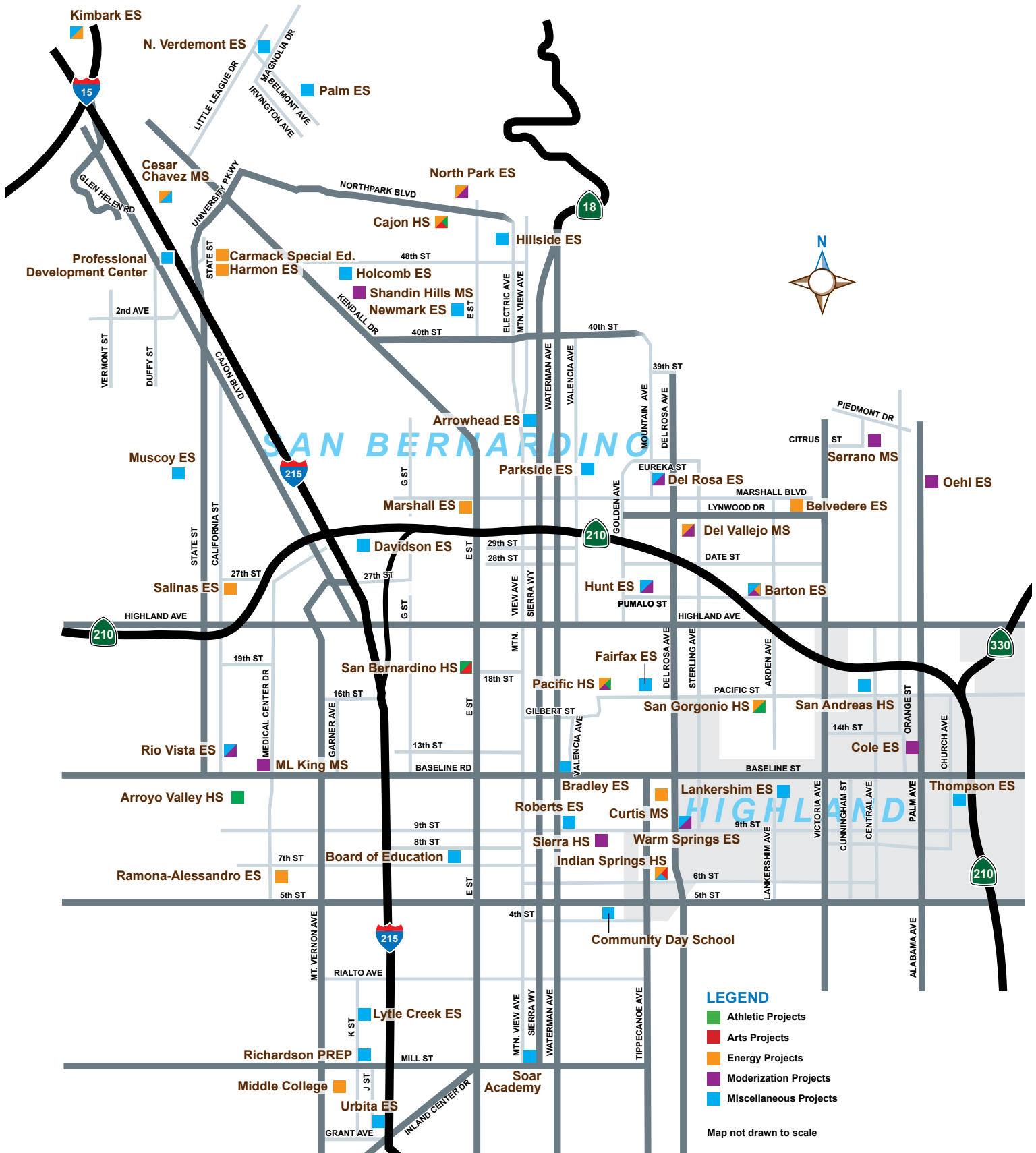


ML King MS



Wilson ES

Locations of Major Construction Projects



The Board of Education

Mrs. Gwendolyn Rodgers, President
 Dr. Scott Wyatt, Vice President
 Dr. Barbara Flores
 Mr. Michael J. Gallo
 Dr. Margaret Hill
 Ms. Abigail Rosales Medina
 Mr. Danny Tillman

Interim Superintendent

Dr. Harold J. Vollkommer

District Facilities, M&O Administrators

Sam Precie, Administrator of Operations
 Thomas Pace, Facilities Director

Facilities Program Management Team

AECOM
 Keith Kajiya, AECOM/URS Vice President

Published November 2020