FEDERAL EMERGENCY MANAGEMENT AGENCY (FEMA), 2008, Flood Insurance Rate Map, Riverside County, California and Incorporated Areas, Map No. 06065C0745G, dated August 28, 2008.

MORTON, D.M. and MILLER, F.K., 2006, Geologic Map of the San Bernardino and Santa Ana 30' x 60' Quadrangles, California, U.S. Geological Survey Open-File Report 2006-1217, scale 1:100,000.

RISK ENGINEERING, INC., 2012, EZ-FRISK: Software for Earthquake Ground Motion Estimation, version 7.65.

SAN BERNARDINO COUNTY, 2010a, San Bernardino County General Plan Hazard Overlays, Map Sheet FH22B, scale 1:24,000, dated March 9, 2010.

SAN BERNARDINO COUNTY, 2010b, San Bernardino County General Plan Geologic Hazard Overlays, Map Sheet FH22C, scale 1:24,000, dated March 9, 2010.

ROMANOFF, MELVIN, 1957, Underground Corrosion, National Bureau of Standards Circular 579, dated April 1957.

U.S. GEOLOGICAL SURVEY (USGS), 2018a, National Water Information System: Web Interface (http://nwis.waterdata.usga.gov/nwis/gwlevels), accessed on October 11, 2018.

U.S. GEOLOGICAL SURVEY (USGS), 2018b, U.S. Seismic Design Maps Application (http://geohazards.usgs.gov/designmaps/us/application.php), accessed on October 11, 2018.

Appendix A

Field Exploration

APPENDIX A

FIELD EXPLORATION

Our field investigation included a site reconnaissance and a subsurface exploration program consisting of drilling soil borings. During the site reconnaissance, the surface conditions were noted, and the approximate locations of the test borings were established by reference to existing site and boundary features. The mapped locations should be considered accurate only to the degree implied by the method used to locate the borings.

Two exploratory borings (BH-01 and BH-02) were drilled on October 2, 2018 to investigate the subsurface conditions at the site. The borings were drilled to their planned maximum depths of 21.5 and 51.5 feet bgs.

The borings were advanced using a truck-mounted drill rig equipped with 8-inch diameter hollow-stem augers for soils sampling. Encountered materials were continuously logged by a Converse geologist and classified in the field by visual classification in accordance with the Unified Soil Classification System. Where appropriate, the field descriptions and classifications have been modified to reflect laboratory test results.

Relatively undisturbed samples were obtained using California Modified Samplers (2.4 inches inside diameter and 3.0 inches outside diameter) lined with thin sample rings. The steel ring sampler was driven into the bottom of the borehole with successive drops of a 140-pound driving weight falling 30 inches. Blow counts at each sample interval are presented on the boring logs. Samples were retained in brass rings (2.4 inches inside diameter and 1.0 inch in height) and carefully sealed in waterproof plastic containers for shipment to the Converse laboratory. Bulk samples of typical soil types were also obtained.

Standard Penetration Testing (SPT) was also performed in accordance with the ASTM Standard D1586 test method in boring BH-02 at depth of 20 feet bgs and in boring BH-01 at depths of 20, 30, 40, and 50 feet bgs using a standard (1.4 inches inside diameter and 2.0 inches outside diameter) split-barrel sampler. The mechanically driven hammer for the SPT sampler was 140 pounds, falling 30 inches for each blow. The recorded blow counts for every 6 inches for a total of 1.5 feet of sampler penetration are shown on the Logs of Borings.

The exact depths at which material changes occur cannot always be established accurately. Unless a more precise depth can be established by other means, changes in material conditions that occur between drive samples are indicated on the logs at the top of the next drive sample.

Following the completion of logging and sampling, the borings were backfilled with soil cuttings and tamped. If construction is delayed, the surface may settle over time. So, we recommend the owner monitor the boring locations and backfill any depressions that might occur or provide protection around the boring locations to prevent trip and fall injuries from occurring near the area of any potential settlement.

For a key to soil symbols and terminology used in the boring logs, refer to Drawing No. A-1, *Unified Soil Classification and Key to Boring Log Symbols*. For logs of borings, see Drawings No. A-2 and A-3, *Logs of Borings*.

SOIL CLASSIFICATION CHART

MAJOR DIVISIONS			SYMBOLS GRAPH	SYMBOLS LETTER	TYPICAL DESCRIPTIONS
COARSE GRAINED SOILS MORE THAN 50% OF MATERIAL IS LARGER THAN NO. 200 SIEVE SIZE	GRAVEL AND GRAVELLY SOILS MORE THAN 50% OF COARSE FRACTION RETAINED ON NO. 4 SIEVE	CLEAN GRAVELS (LITTLE OR NO FINES)		GW	WELL-GRADED GRAVELS, GRAVEL - SAND MIXTURES, LITTLE OR NO FINES
				GP	POORLY-GRADED GRAVELS, GRAVEL - SAND MIXTURES, LITTLE OR NO FINES
		GRAVELS WITH FINES (APPRECIABLE AMOUNT OF FINES)		GM	SILTY GRAVELS, GRAVEL - SAND - SILT MIXTURES
				GC	CLAYEY GRAVELS, GRAVEL - SAND - CLAY MIXTURES
	SAND AND SANDY SOILS MORE THAN 50% OF COARSE FRACTION PASSING ON NO. 4 SIEVE	CLEAN SANDS (LITTLE OR NO FINES)		SW	WELL-GRADED SANDS, GRAVELLY SANDS, LITTLE OR NO FINES
				SP	POORLY-GRADED SANDS, GRAVELLY SAND, LITTLE OR NO FINES
		SANDS WITH FINES (APPRECIABLE AMOUNT OF FINES)		SM	SILTY SANDS, SAND - SILT MIXTURES
				SC	CLAYEY SANDS, SAND - CLAY MIXTURES
FINE GRAINED SOILS MORE THAN 50% OF MATERIAL IS SMALLER THAN NO. 200 SIEVE SIZE	SILTS AND CLAYS	LIQUID LIMIT LESS THAN 50		ML	INORGANIC SILTS AND VERY FINE SANDS, ROCK FLOUR, SILTY OR CLAYEY FINE SANDS OR CLAYEY SILTS WITH SLIGHT PLASTICITY
				CL	INORGANIC CLAYS OF LOW TO MEDIUM PLASTICITY, GRAVELLY CLAYS, SANDY CLAYS, SILTY CLAYS, LEAN CLAYS
				OL	ORGANIC SILTS AND ORGANIC SILTY CLAYS OF LOW PLASTICITY
	SILTS AND CLAYS	LIQUID LIMIT GREATER THAN 50		MH	INORGANIC SILTS, MICACEOUS OR DIATOMACEOUS FINE SAND OR SILTY SOILS
				CH	INORGANIC CLAYS OF HIGH PLASTICITY
				OH	ORGANIC CLAYS OF MEDIUM TO HIGH PLASTICITY, ORGANIC SILTS
HIGHLY ORGANIC SOILS				PT	PEAT, HUMUS, SWAMP SOILS WITH HIGH ORGANIC CONTENTS

NOTE: DUAL SYMBOLS ARE USED TO INDICATE BORDERLINE SOIL CLASSIFICATIONS

BORING LOG SYMBOLS

SAMPLE TYPE

STANDARD PENETRATION TEST
Split barrel sampler in accordance with ASTM D-1586-84 Standard Test Method

DRIVE SAMPLE 2.42" I.D. sampler (CMS).

DRIVE SAMPLE No recovery

BULK SAMPLE

GROUNDWATER WHILE DRILLING

GROUNDWATER AFTER DRILLING

LABORATORY TESTING ABBREVIATIONS

TEST TYPE
(Results shown in Appendix B)

CLASSIFICATION

Plasticity	pi
Grain Size Analysis	ma
Passing No. 200 Sieve	wa
Sand Equivalent	se
Expansion Index	ei
Compaction Curve	max
Hydrometer	h
Disturb	Dist.

STRENGTH

Pocket Penetrometer	p
Direct Shear	ds
Direct Shear (single point)	ds*
Unconfined Compression	uc
Triaxial Compression	tx
Vane Shear	vs
Consolidation	c
Collapse Test	col
Resistance (R) Value	r
Chemical Analysis	ca
Electrical Resistivity	er
Permeability	perm
Soil Cement	sc

Apparant Density	Very Loose	Loose	Medium	Dense	Very Dense
SPT (N)	< 4	4 - 11	11 - 30	31 - 50	> 50
CA Sampler	< 5	5 - 12	13 - 35	36 - 60	> 60
Relative Density (%)	< 20	20 - 40	40 - 60	60 - 80	> 80

Consistency	Very Soft	Soft	Medium	Stiff	Very Stiff	Hard
SPT (N)	< 2	2-4	5-8	9-15	16-30	> 30
CA Sampler	< 3	3-6	7-12	13-25	26-50	> 50

UNIFIED SOIL CLASSIFICATION AND KEY TO BORING LOG SYMBOLS

Converse Consultants

Gymnasium Expansion
Northern Edge of the Pacific High School
1020 Pacific Street
City of San Bernardino, San Bernardino County, California
For: San Bernardino City Unified School District

Project No.
18-81-134-03

Drawing No.
A-1

Project ID: 18-81-134-03.GPJ; Template: KEY

Log of Boring No. BH-01

Dates Drilled: 10/2/2018 Logged by: Mike Maldonado Checked By: Scot Mathis

Equipment: 8" HOLLOW STEM AUGER Driving Weight and Drop: 140 lbs / 30 in

Ground Surface Elevation (ft): 1132 Depth to Water (ft): NOT ENCOUNTERED

Depth (ft)	Graphic Log	SUMMARY OF SUBSURFACE CONDITIONS This log is part of the report prepared by Converse for this project and should be read together with the report. This summary applies only at the location of the boring and at the time of drilling. Subsurface conditions may differ at other locations and may change at this location with the passage of time. The data presented is a simplification of actual conditions encountered.	SAMPLES DRIVE	SAMPLES BULK	BLOWS	MOISTURE	DRY UNIT WT. (pcf)	OTHER
		4" ASPHALT CONCRETE/NO AGGREGATE BASE						
		ALLUVIUM **SILTY SAND (SM):** fine to coarse-grained, dark brown.						ei, ca, er ma, max
5			■		7/9/11	7	110	ds
			■		5/7/5	7	106	c
10		**SANDY SILT (ML):** fine to coarse-grained sand, trace clay, dark brown.	■		3/5/8	17	112	
15		**SILTY SAND (SM):** fine to medium-grained, brown.	■		9/10/12	13	108	
20			☒		4/6/7			
25			■		12/32/38	8	120	
30		**SAND (SP):** fine to coarse-grained, trace silt, brown.	☒		10/15/21			

Converse Consultants

Gymnasium Expansion
Pacific High School
1020 Pacific Street
City of San Bernardino, San Bernardino County, California
For: San Bernardino City Unified School District

Project No. 18-81-134-03

Drawing No. A-2a

Log of Boring No. BH-01

Dates Drilled: 10/2/2018 Logged by: Mike Maldonado Checked By: Scot Mathis

Equipment: 8" HOLLOW STEM AUGER Driving Weight and Drop: 140 lbs / 30 in

Ground Surface Elevation (ft): 1132 Depth to Water (ft): NOT ENCOUNTERED

Depth (ft)	Graphic Log	SUMMARY OF SUBSURFACE CONDITIONS This log is part of the report prepared by Converse for this project and should be read together with the report. This summary applies only at the location of the boring and at the time of drilling. Subsurface conditions may differ at other locations and may change at this location with the passage of time. The data presented is a simplification of actual conditions encountered.	SAMPLES DRIVE	SAMPLES BULK	BLOWS	MOISTURE	DRY UNIT WT. (pcf)	OTHER
		ALLUVIUM **SAND (SP):** fine to coarse-grained, few gravel up to 1.5" in largest dimension, trace silt., brown.	■		12/33/43	2	107	
40			☒		15/18/20			
45			■		25/50-5"	2	108	
50			☒		30/33/32			
		End of boring at 51.5 feet bgs. No groundwater encountered. Borehole backfilled with soil cuttings, tamped, and surface patched with asphalt concrete on 10/2/18.						

Converse Consultants

Gymnasium Expansion
Pacific High School
1020 Pacific Street
City of San Bernardino, San Bernardino County, California
For: San Bernardino City Unified School District

Project No. 18-81-134-03

Drawing No. A-2b

Log of Boring No. BH-02

Dates Drilled: 10/2/2018 Logged by: Mike Maldonado Checked By: Scot Mathis

Equipment: 8" HOLLOW STEM AUGER Driving Weight and Drop: 140 lbs / 30 in

Ground Surface Elevation (ft): 1131 Depth to Water (ft): NOT ENCOUNTERED

Depth (ft)	Graphic Log	SUMMARY OF SUBSURFACE CONDITIONS This log is part of the report prepared by Converse for this project and should be read together with the report. This summary applies only at the location of the boring and at the time of drilling. Subsurface conditions may differ at other locations and may change at this location with the passage of time. The data presented is a simplification of actual conditions encountered.	SAMPLES DRIVE	SAMPLES BULK	BLOWS	MOISTURE	DRY UNIT WT. (pcf)	OTHER
		3" ASPHALT CONCRETE/NO AGGREGATE BASE						
		ALLUVIUM **SILTY SAND (SM):** fine to medium-grained, brown.						ca, er, ma, max
5					10/13/12	8	109	ds
					4/9/11	6	100	c
10		**SANDY SILT (ML):** fine-grained sand, brown.			5/8/13	13	106	
15		**SILTY SAND (SM):** fine to coarse-grained, yellowish brown.			5/11/14	7	109	
20		**SAND (SP):** fine to medium-grained, light brown.			9/12/13			
		End of boring at 21.5 feet bgs. No groundwater encountered. Borehole backfilled with soil cuttings, tamped, and surface patched with asphalt concrete on 10/2/18.						

Converse Consultants

Gymnasium Expansion
Pacific High School
1020 Pacific Street
City of San Bernardino, San Bernardino County, California
For: San Bernardino City Unified School District

Project No. 18-81-134-03

Drawing No. A-3

Appendix B

Laboratory Testing Program

APPENDIX B

LABORATORY TESTING PROGRAM

Tests were conducted in our laboratory on representative soil samples for the purpose of classification and evaluation of their relevant physical characteristics and engineering properties. The amount and selection of tests were based on the geotechnical requirements of the project. Summaries of the various laboratory tests conducted for this project and test results are presented below.

Moisture Content and Dry Density

In-situ dry density and moisture content tests were performed on relatively undisturbed ring samples, in accordance to ASTM Standard D2216 and ASTM D7263 to aid soils classification and to provide qualitative information on strength and compressibility characteristics of the site soils. For test results, see the Logs of Borings in Appendix A, Field Exploration.

Expansion Index Test

One representative bulk soil sample was tested to evaluate the expansion potential. The test was conducted in accordance with ASTM Standard D4829. The test result is presented in the following table.

Table No. B-1, Expansion Index Test Result

Boring No.	Depth (feet)	Soil Description	Expansion Index	Expansion Potential
BH-01	1-5	Silty Sand (SM)	5	Very Low

Soil Corrosivity Tests

Two representative soil samples were tested to determine minimum electrical resistivity, pH, and chemical content, including soluble sulfate and chloride concentrations. The purpose of these tests was to determine the corrosion potential of site soils when placed in contact with common construction materials. These tests were performed by AP Engineering and Testing, Inc. (Pomona, CA) in accordance to California Test Methods CT643, 422, and 417. Test results are presented in the table below.

Table No. B-2, Summary of Soil Corrosivity Test Results

Boring No.	Depth (feet)	pH	Chloride (ppm)	Sulfate (% by weight)	Minimum Electrical Resistivity (ohm-cm)
BH-01	1-5	9.1	32	0.003	6,548
BH-02	1-5	7.3	200	0.03	1,213

Grain-Size Analyses

To aid in classification of the soils, mechanical grain-size analyses was performed on two representative soil samples. Testing was performed in accordance with the ASTM Standard C136 test method. For test results, see Drawing No. B-1, Gra*in Size Distribution Results*.

Maximum Density and Optimum Moisture Content Tests

Laboratory maximum dry density-optimum moisture content relationship tests were performed on two representative bulk samples. The tests were conducted in accordance with the ASTM Standard D1557 test method. The test results are presented in Drawing No. B-2, *Moisture-Density Relationship Results,* and are also summarized in the following table.

Table No B-3, Summary of Moisture-Density Relationship Results

Boring No.	Depth (feet)	Soil Description	Optimum Moisture (%)	Maximum Density (lb/cft)
BH-01	1-5	Silty Sand (SM), Dark Brown	9.0	128.0
BH-02	1-5	Silty Sand (SM), Brown	9.5	127.5

Direct Shear Test

Two direct shear tests were performed on relatively undisturbed representative soil samples at soaked moisture conditions, in accordance with the ASTM D3080 method. For each test, three samples contained in a brass sampler ring were placed, one at a time, directly into the test apparatus and subjected to a range of normal loads appropriate for the anticipated conditions. The samples were then sheared at a constant strain rate of 0.02 inch/minute. Shear deformation was recorded until a maximum of about 0.25-inch shear displacement was achieved. Ultimate strength was selected from the shear-stress deformation data and plotted to determine the shear strength parameters. For test results, including sample density and moisture content, see Drawings No. B-3 and B-4*, Direct Shear Test Results,* and in the following table.

Table No. B-4, Summary of Direct Shear Test Results

Boring No.	Depth (feet)	Soil Description	Peak Strength Parameters	
			Friction Angle (degrees)	Cohesion (psf)
BH-01	5.0-6.5	Silty Sand (SM)	33	100
BH-02	5.0-6.5	Silty Sand (SM)	32	150

Consolidation Tests

Two consolidation tests were conducted in accordance with ASTM Standard D2435 method. Data obtained from this test performed on two relatively undisturbed ring samples were used to evaluate the settlement characteristics of the on-site soils under load. Preparation for this test involved trimming the sample, placing it in a 1-inch-high brass ring, and loading it into the test apparatus, which contained porous stones to accommodate drainage during testing. Normal axial loads were applied to one end of the sample through the porous stones, and the resulting deflections were recorded at various time periods. The load was increased after the sample reached a reasonable state of equilibrium. Normal loads were applied at a constant load-increment ratio, successive loads being generally twice the preceding load. For test result, including sample density and moisture content, see Drawings No. B-5 and B-6, *Consolidation Test Results*.

Sample Storage

Soil samples stored in our laboratory will be discarded 30 days after the date of this report, unless this office receives a specific request to retain the samples for a longer period.

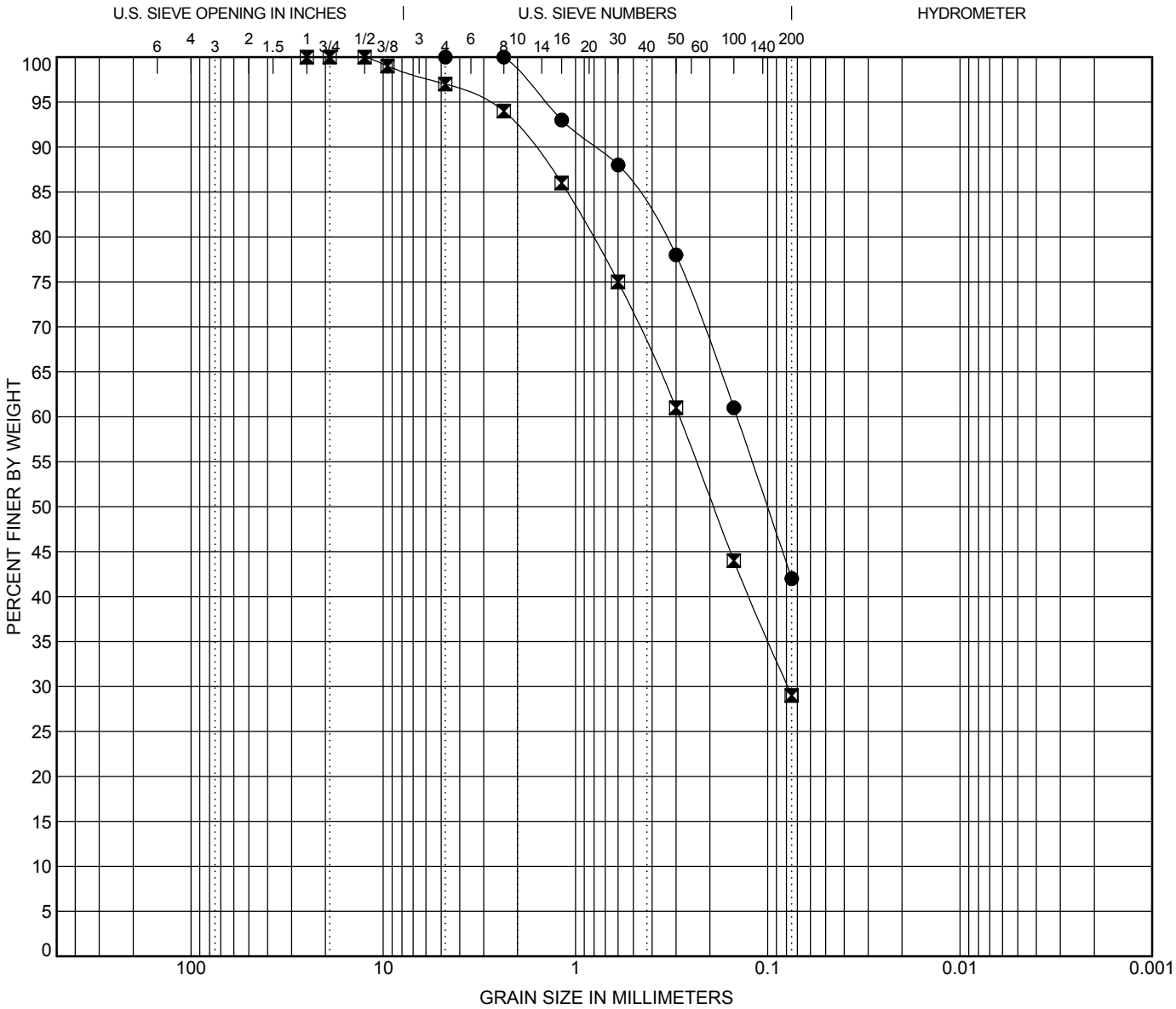

COBBLES	GRAVEL		SAND			SILT OR CLAY
	coarse	fine	coarse	medium	fine	

	Boring No.	Depth (ft)	Description	LL	PL	PI	Cc	Cu
●	**BH-01**	**1-5**	**SILTY SAND (SM)**					
⊠	**BH-02**	**1-5**	**SILTY SAND (SM)**					

	Boring No.	Depth (ft)	D100	D60	D30	D10	%Gravel	%Sand	%Silt	%Clay
●	**BH-01**	**1-5**	**4.75**	**0.145**			**0.0**	**58.0**	**42.0**	
⊠	**BH-02**	**1-5**	**25**	**0.288**	**0.079**		**3.0**	**68.0**	**29.0**	

GRAIN SIZE DISTRIBUTION RESULTS

Converse Consultants

Gymnasium Expansion
Northern Edge of the Pacific High School
1020 Pacific Street
City of San Bernardino, San Bernardino County, California
For: San Bernardino City Unified School District

Project No. **18-81-134-03**

Drawing No. **B-1**

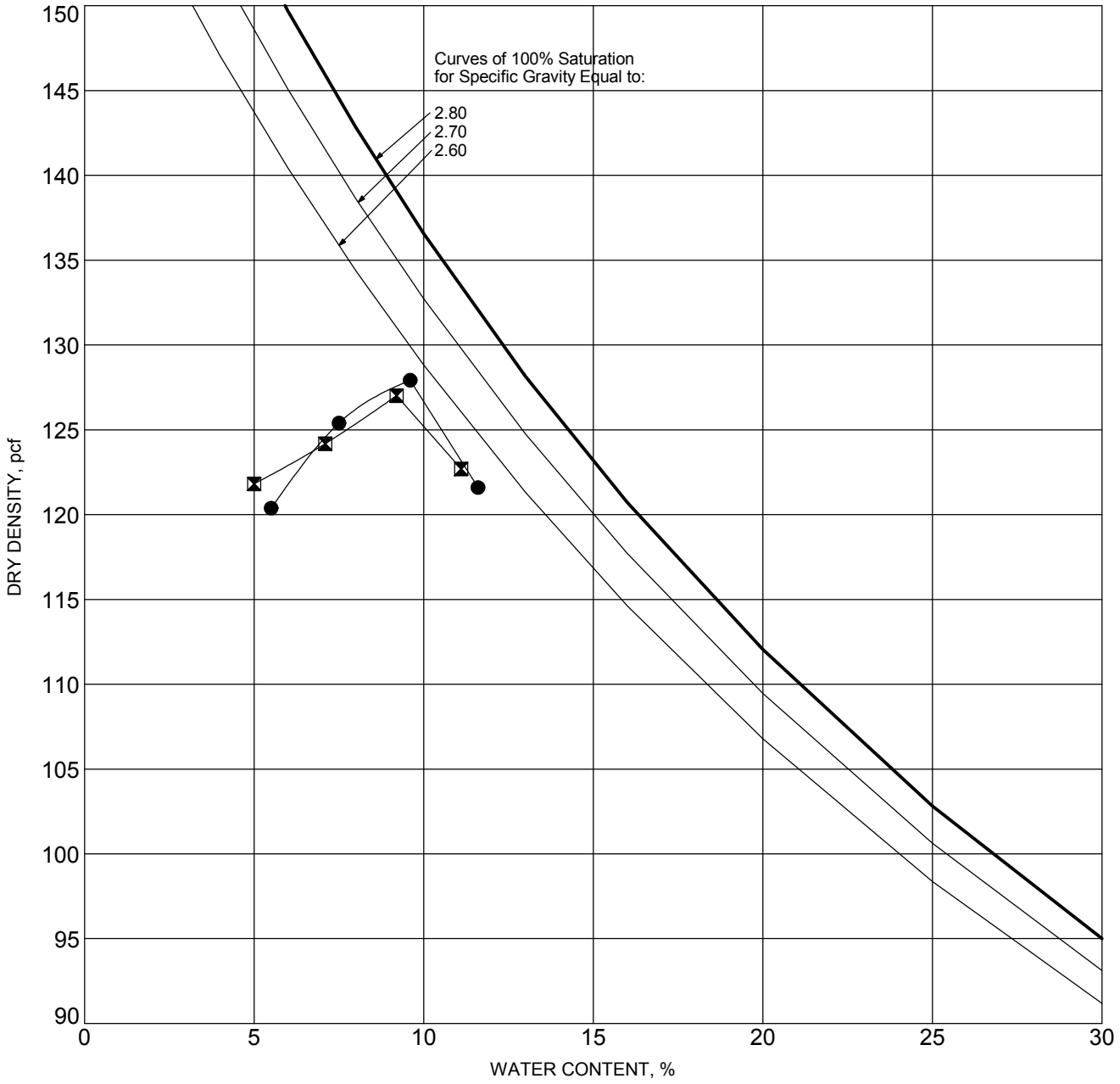

SYMBOL	BORING NO.	DEPTH (ft)	DESCRIPTION	ASTM TEST METHOD	OPTIMUM WATER, %	MAXIMUM DRY DENSITY, pcf
●	**BH-01**	**1-5**	**SILTY SAND (SM), Dark Brown**	**D1557- A**	**9.0**	**128.0**
⊠	**BH-02**	**1-5**	**SILTY SAND (SM), Brown**	**D1557- A**	**9.5**	**127.5**

MOISTURE-DENSITY RELATIONSHIP RESULTS

Converse Consultants

Gymnasium Expansion
Northern Edge of the Pacific High School
1020 Pacific Street
City of San Bernardino, San Bernardino County, California
For: San Bernardino City Unified School District

Project No.
18-81-134-03

Drawing No.
B-2

Project ID: 18-81-134-03.GPJ; Template: COMPACTION

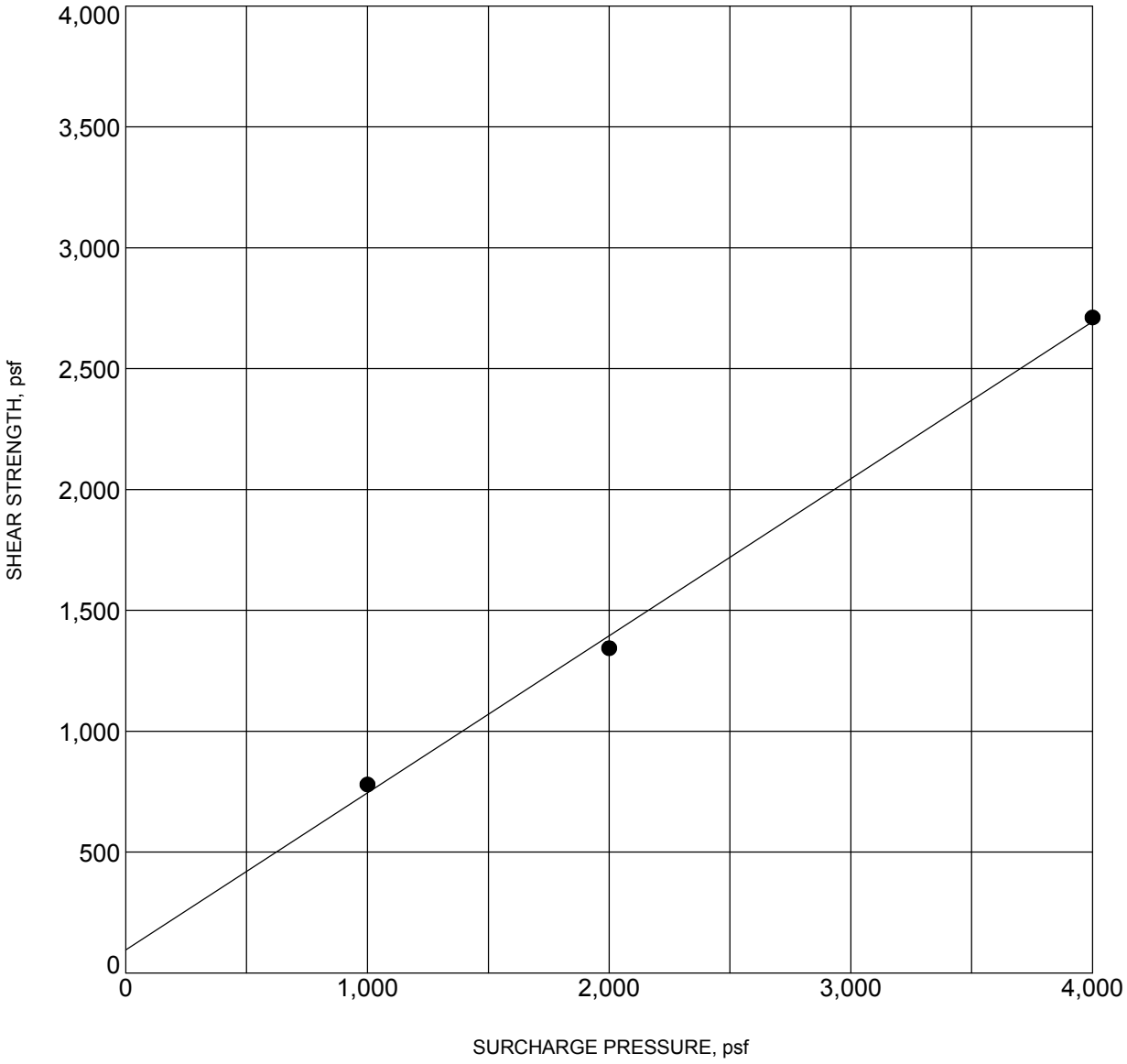

BORING NO. :	**BH-01**	DEPTH (ft) :	**5.0-6.5**
DESCRIPTION :	**SILTY SAND (SM)**		
COHESION (psf) :	**100**	FRICTION ANGLE (degrees):	**33**
MOISTURE CONTENT (%) :	**6.9**	DRY DENSITY (pcf) :	**115.7**

NOTE: Ultimate Strength.

DIRECT SHEAR TEST RESULTS

Converse Consultants

Gymnasium Expansion
Northern Edge of the Pacific High School
1020 Pacific Street
City of San Bernardino, San Bernardino County, California
For: San Bernardino City Unified School District

Project No. **18-81-134-03**

Drawing No. **B-3**

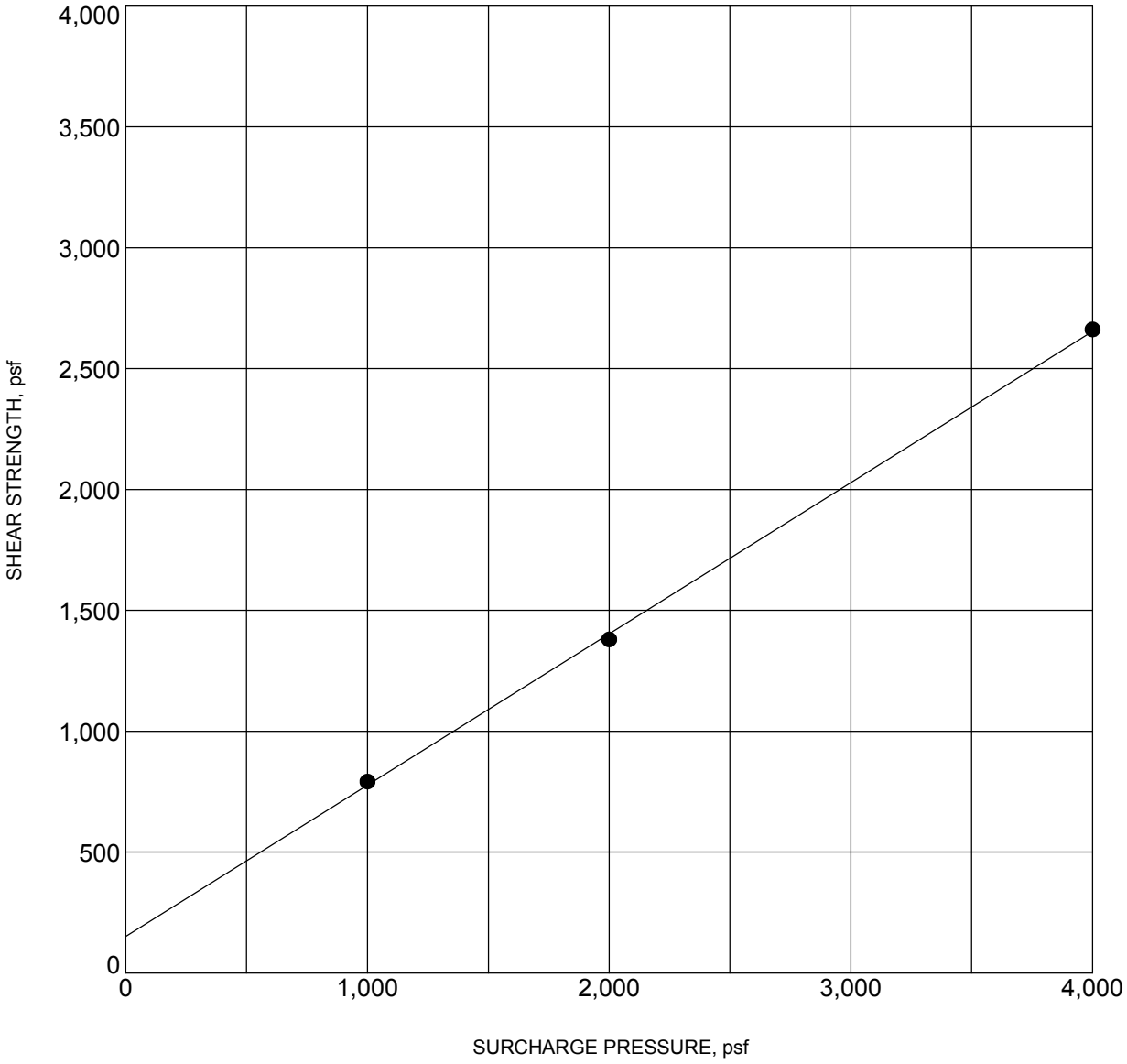

BORING NO. :	**BH-02**	DEPTH (ft) :	**5.0-6.5**
DESCRIPTION :	**SILTY SAND (SM)**		
COHESION (psf) :	**150**	FRICTION ANGLE (degrees):	**32**
MOISTURE CONTENT (%) :	**7.5**	DRY DENSITY (pcf) :	**108.7**

NOTE: Ultimate Strength.

DIRECT SHEAR TEST RESULTS

Converse Consultants

Gymnasium Expansion
Northern Edge of the Pacific High School
1020 Pacific Street
City of San Bernardino, San Bernardino County, California
For: San Bernardino City Unified School District

Project No. **18-81-134-03**

Drawing No. **B-4**

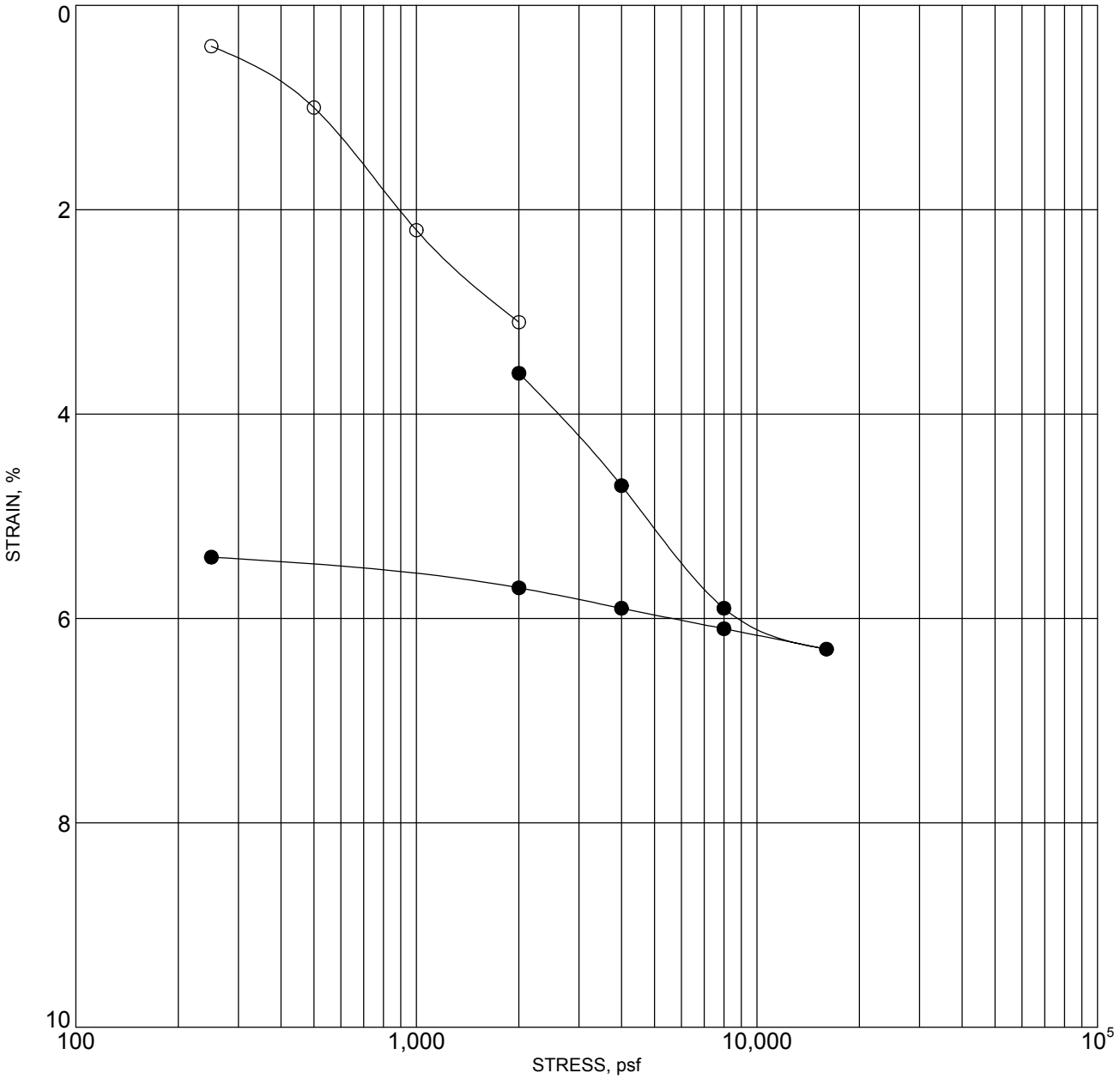

BORING NO. :	BH-01	DEPTH (ft) :	7.5-9.0
DESCRIPTION :	SILTY SAND (SM)		

	MOISTURE CONTENT (%)	DRY DENSITY (pcf)	PERCENT SATURATION	VOID RATIO
INITIAL	7	106	33	0.560)
FINAL	17	112	100	0.474

NOTE: SOLID CIRCLES INDICATE READINGS AFTER ADDITION OF WATER

CONSOLIDATION TEST RESULTS

Converse Consultants

Gymnasium Expansion
Northern Edge of the Pacific High School
1020 Pacific Street
City of San Bernardino, San Bernardino County, California
For: San Bernardino City Unified School District

Project No. **18-81-134-03**

Drawing No. **B-5**

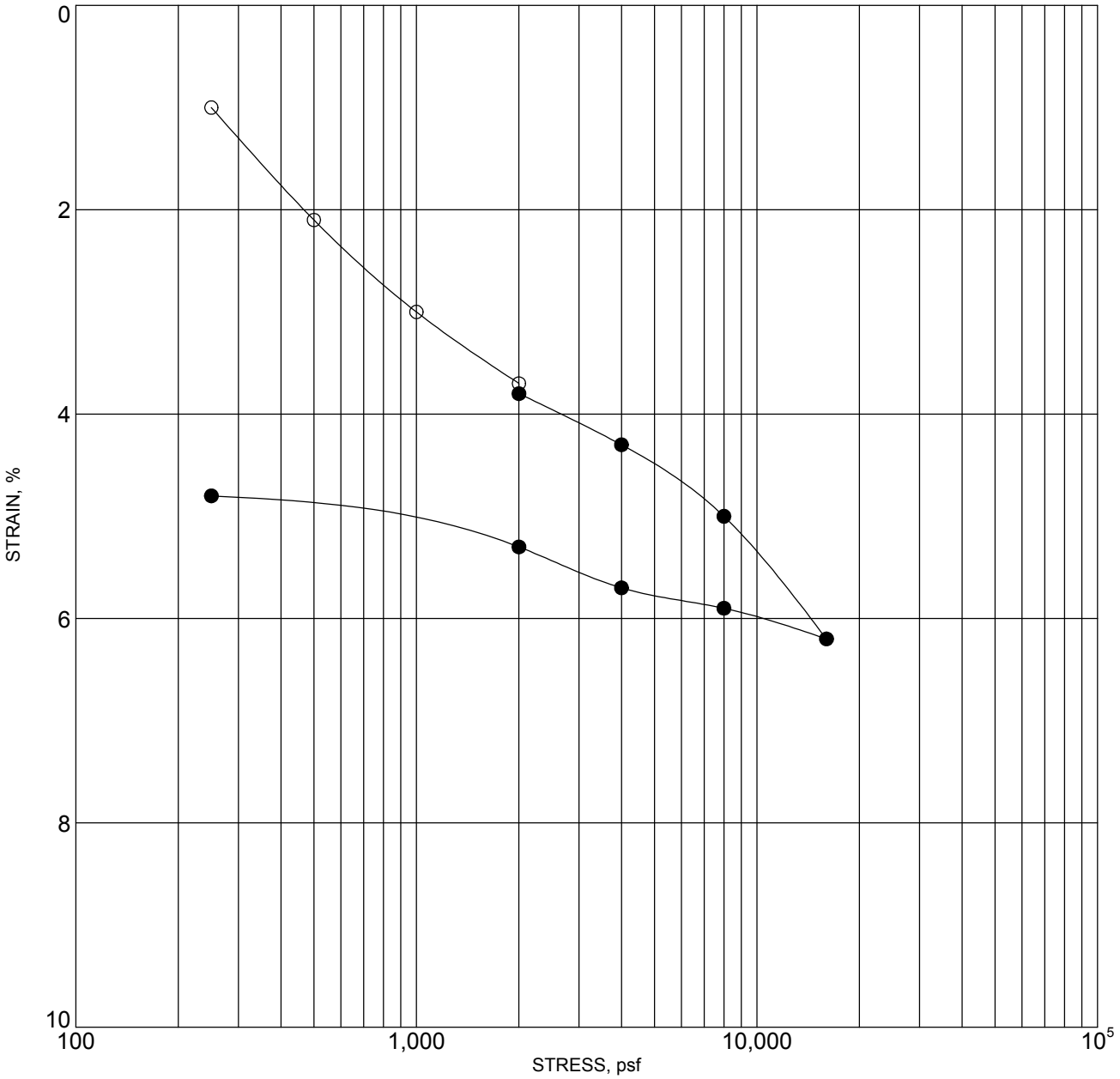

BORING NO. :	BH-02	DEPTH (ft) :	7.5-9.0
DESCRIPTION :	SILTY SAND (SM)		

	MOISTURE CONTENT (%)	DRY DENSITY (pcf)	PERCENT SATURATION	VOID RATIO
INITIAL	6	100	24	0.654
FINAL	16	114	100	0.446

NOTE: SOLID CIRCLES INDICATE READINGS AFTER ADDITION OF WATER

CONSOLIDATION TEST RESULTS

Converse Consultants

Gymnasium Expansion
Northern Edge of the Pacific High School
1020 Pacific Street
City of San Bernardino, San Bernardino County, California
For: San Bernardino City Unified School District

Project No. **18-81-134-03**

Drawing No. **B-6**

Appendix C

Dynamic Settlement Analysis

APPENDIX C

DYNAMIC SETTLEMENT ANALYSIS

The subsurface data obtained from the boring (BH-01) drilled during the field investigation was used to evaluate liquefaction potential and dry seismic settlement due to densification of relatively loose sediments subjected to ground shaking during earthquakes.

The liquefaction analyses were performed using LiquefyPro (Civiltech, 2011). Based on our site-specific seismic analysis, presented in Section 7.3, *Site-Specific Seismic Analysis,* of this report, a mean earthquake magnitude of M7.0 and peak ground acceleration (PGA) of 0.99g, where g is the acceleration due to gravity, were selected for this analysis. This PGA is the site-specific MCE-based PGA determined in accordance with ASCE 7-10 Section 21.5.3. Analysis was conducted for a factor of safety of 1.3. The result of our analysis is presented on Plate C-1 and summarized in the following table.

Table C-1, Estimated Dynamic Settlements

Location	Groundwater Conditions	Groundwater Depth (feet bgs)	Dry Seismic Settlement (inches)	Liquefaction Induced Settlement (inches)
BH-01	In-situ (current)	52	5.05	1.82
	During Earthquake (historical)	38		

Based on our analysis, the project site has the potential for up to 5.1 inches of dry seismic settlement with up to 1.85 inches of liquefaction induced settlement.

The soil profile across the site is relatively similar. So, we anticipate that the total settlement will be uniform. We recommend that the planned structure be designed in anticipation of dynamic differential settlement of 0.7 inches in 40 horizontal feet.

DYNAMIC SETTLEMENT

Gymnasium Expansion - Pacific High School

Hole No.=BH-01 Water Depth=38 ft Surface Elev.=1132

Magnitude=7
Acceleration=0.99g

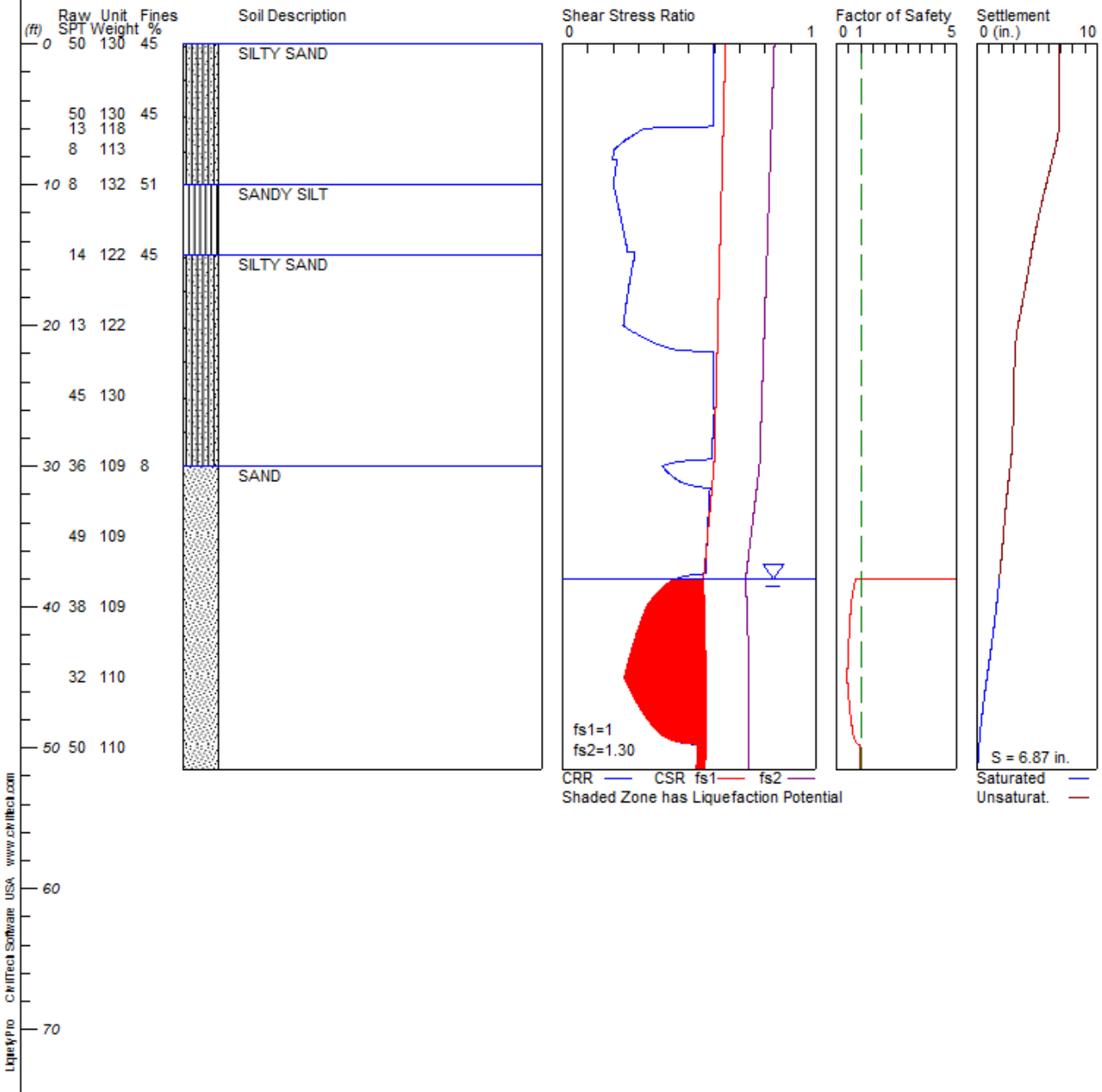

```
*******************************************************************************
********************
                                        LIQUEFACTION ANALYSIS SUMMARY

                                       Copyright by CivilTech Software
                                             www.civiltech.com

*******************************************************************************
********************
        Font: Courier New, Regular, Size 8 is recommended for this report.
        Licensed to ,   5/1/2019        11:45:06 AM

        Input File Name: N:\2018\18-81-134 SBCUSD, New Diesel Technology
Center\-03\Settlement\BH-01 his.liq
        Title:  Gymnasium Expansion - Pacific High School
        Subtitle:  Dynamic Settlement

        Surface Elev.=1132
        Hole No.=BH-01
        Depth of Hole= 51.50 ft
        Water Table during Earthquake= 38.00 ft
        Water Table during In-Situ Testing= 52.00 ft
        Max. Acceleration= 0.99 g
        Earthquake Magnitude= 7.00

 Input Data:
        Surface Elev.=1132
        Hole No.=BH-01
        Depth of Hole=51.50 ft
        Water Table during Earthquake= 38.00 ft
        Water Table during In-Situ Testing= 52.00 ft
        Max. Acceleration=0.99 g
        Earthquake Magnitude=7.00
        No-Liquefiable Soils:   CL, OL are Non-Liq. Soil

        1. SPT or BPT Calculation.
        2. Settlement Analysis Method: Tokimatsu/Seed
        3. Fines Correction for Liquefaction: Idriss/Seed
        4. Fine Correction for Settlement: During Liquefaction*
        5. Settlement Calculation in: All zones*
        6. Hammer Energy Ratio,                                    Ce = 1
        7. Borehole Diameter,                                          Cb= 1
        8. Sampling Method,                                           Cs= 1
        9. User request factor of safety (apply to CSR) ,   User= 1.3
           Plot two CSR (fs1=1, fs2=User)
        10. Use Curve Smoothing: Yes*
        * Recommended Options
```

In-Situ Test Data:

Depth ft	SPT	gamma pcf	Fines %
0.00	50.00	130.00	45.00
5.00	50.00	130.00	45.00
6.00	13.00	118.00	45.00
7.50	8.00	113.00	45.00
10.00	8.00	132.00	51.00
15.00	14.00	122.00	45.00
20.00	13.00	122.00	45.00
25.00	45.00	130.00	45.00
30.00	36.00	109.00	8.00
35.00	49.00	109.00	8.00
40.00	38.00	109.00	8.00
45.00	32.00	110.00	8.00
50.00	50.00	110.00	8.00

Output Results:

Settlement of Saturated Sands=1.82 in.
Settlement of Unsaturated Sands=5.05 in.
Total Settlement of Saturated and Unsaturated Sands=6.87 in.
Differential Settlement=3.434 to 4.532 in.

Depth ft	CRRm	CSRfs	F.S.	S_sat. in.	S_dry in.	S_all in.
0.00	0.60	0.64	5.00	1.82	5.05	6.87
0.05	0.60	0.64	5.00	1.82	5.05	6.87
0.10	0.60	0.64	5.00	1.82	5.05	6.87
0.15	0.60	0.64	5.00	1.82	5.05	6.87
0.20	0.60	0.64	5.00	1.82	5.05	6.87
0.25	0.60	0.64	5.00	1.82	5.05	6.87
0.30	0.60	0.64	5.00	1.82	5.05	6.87
0.35	0.60	0.64	5.00	1.82	5.05	6.87
0.40	0.60	0.64	5.00	1.82	5.05	6.87
0.45	0.60	0.64	5.00	1.82	5.05	6.87
0.50	0.60	0.64	5.00	1.82	5.05	6.87
0.55	0.60	0.64	5.00	1.82	5.05	6.87
0.60	0.60	0.64	5.00	1.82	5.05	6.87
0.65	0.60	0.64	5.00	1.82	5.05	6.87
0.70	0.60	0.64	5.00	1.82	5.05	6.87
0.75	0.60	0.64	5.00	1.82	5.05	6.87
0.80	0.60	0.64	5.00	1.82	5.05	6.87
0.85	0.60	0.64	5.00	1.82	5.05	6.87
0.90	0.60	0.64	5.00	1.82	5.05	6.87

0.95	0.60	0.64	5.00	1.82	5.05	6.87
1.00	0.60	0.64	5.00	1.82	5.05	6.87
1.05	0.60	0.64	5.00	1.82	5.05	6.87
1.10	0.60	0.64	5.00	1.82	5.05	6.87
1.15	0.60	0.64	5.00	1.82	5.05	6.87
1.20	0.60	0.64	5.00	1.82	5.05	6.87
1.25	0.60	0.64	5.00	1.82	5.05	6.87
1.30	0.60	0.64	5.00	1.82	5.05	6.87
1.35	0.60	0.64	5.00	1.82	5.05	6.87
1.40	0.60	0.64	5.00	1.82	5.05	6.87
1.45	0.60	0.64	5.00	1.82	5.05	6.87
1.50	0.60	0.64	5.00	1.82	5.05	6.87
1.55	0.60	0.64	5.00	1.82	5.04	6.87
1.60	0.60	0.64	5.00	1.82	5.04	6.87
1.65	0.60	0.64	5.00	1.82	5.04	6.87
1.70	0.60	0.64	5.00	1.82	5.04	6.87
1.75	0.60	0.64	5.00	1.82	5.04	6.87
1.80	0.60	0.64	5.00	1.82	5.04	6.87
1.85	0.60	0.64	5.00	1.82	5.04	6.86
1.90	0.60	0.64	5.00	1.82	5.04	6.86
1.95	0.60	0.64	5.00	1.82	5.04	6.86
2.00	0.60	0.64	5.00	1.82	5.04	6.86
2.05	0.60	0.64	5.00	1.82	5.04	6.86
2.10	0.60	0.64	5.00	1.82	5.04	6.86
2.15	0.60	0.64	5.00	1.82	5.04	6.86
2.20	0.60	0.64	5.00	1.82	5.04	6.86
2.25	0.60	0.64	5.00	1.82	5.04	6.86
2.30	0.60	0.64	5.00	1.82	5.04	6.86
2.35	0.60	0.64	5.00	1.82	5.04	6.86
2.40	0.60	0.64	5.00	1.82	5.04	6.86
2.45	0.60	0.64	5.00	1.82	5.04	6.86
2.50	0.60	0.64	5.00	1.82	5.04	6.86
2.55	0.60	0.64	5.00	1.82	5.04	6.86
2.60	0.60	0.64	5.00	1.82	5.04	6.86
2.65	0.60	0.64	5.00	1.82	5.04	6.86
2.70	0.60	0.64	5.00	1.82	5.04	6.86
2.75	0.60	0.64	5.00	1.82	5.04	6.86
2.80	0.60	0.64	5.00	1.82	5.04	6.86
2.85	0.60	0.64	5.00	1.82	5.04	6.86
2.90	0.60	0.64	5.00	1.82	5.04	6.86
2.95	0.60	0.64	5.00	1.82	5.04	6.86
3.00	0.60	0.64	5.00	1.82	5.04	6.86
3.05	0.60	0.64	5.00	1.82	5.04	6.86
3.10	0.60	0.64	5.00	1.82	5.04	6.86
3.15	0.60	0.64	5.00	1.82	5.04	6.86
3.20	0.60	0.64	5.00	1.82	5.04	6.86
3.25	0.60	0.64	5.00	1.82	5.04	6.86
3.30	0.60	0.64	5.00	1.82	5.04	6.86

3.35	0.60	0.64	5.00	1.82	5.04	6.86
3.40	0.60	0.64	5.00	1.82	5.04	6.86
3.45	0.60	0.64	5.00	1.82	5.04	6.86
3.50	0.60	0.64	5.00	1.82	5.04	6.86
3.55	0.60	0.64	5.00	1.82	5.04	6.86
3.60	0.60	0.64	5.00	1.82	5.04	6.86
3.65	0.60	0.64	5.00	1.82	5.04	6.86
3.70	0.60	0.64	5.00	1.82	5.04	6.86
3.75	0.60	0.64	5.00	1.82	5.04	6.86
3.80	0.60	0.64	5.00	1.82	5.04	6.86
3.85	0.60	0.64	5.00	1.82	5.04	6.86
3.90	0.60	0.64	5.00	1.82	5.04	6.86
3.95	0.60	0.64	5.00	1.82	5.04	6.86
4.00	0.60	0.64	5.00	1.82	5.04	6.86
4.05	0.60	0.64	5.00	1.82	5.04	6.86
4.10	0.60	0.64	5.00	1.82	5.04	6.86
4.15	0.60	0.64	5.00	1.82	5.04	6.86
4.20	0.60	0.64	5.00	1.82	5.04	6.86
4.25	0.60	0.64	5.00	1.82	5.04	6.86
4.30	0.60	0.64	5.00	1.82	5.04	6.86
4.35	0.60	0.64	5.00	1.82	5.04	6.86
4.40	0.60	0.64	5.00	1.82	5.04	6.86
4.45	0.60	0.64	5.00	1.82	5.04	6.86
4.50	0.60	0.64	5.00	1.82	5.04	6.86
4.55	0.60	0.64	5.00	1.82	5.04	6.86
4.60	0.60	0.64	5.00	1.82	5.04	6.86
4.65	0.60	0.64	5.00	1.82	5.04	6.86
4.70	0.60	0.64	5.00	1.82	5.04	6.86
4.75	0.60	0.64	5.00	1.82	5.04	6.86
4.80	0.60	0.64	5.00	1.82	5.04	6.86
4.85	0.60	0.64	5.00	1.82	5.04	6.86
4.90	0.60	0.64	5.00	1.82	5.04	6.86
4.95	0.60	0.64	5.00	1.82	5.04	6.86
5.00	0.60	0.64	5.00	1.82	5.04	6.86
5.05	0.60	0.64	5.00	1.82	5.04	6.86
5.10	0.60	0.64	5.00	1.82	5.04	6.86
5.15	0.60	0.64	5.00	1.82	5.03	6.86
5.20	0.60	0.64	5.00	1.82	5.03	6.86
5.25	0.60	0.64	5.00	1.82	5.03	6.86
5.30	0.60	0.64	5.00	1.82	5.03	6.85
5.35	0.60	0.64	5.00	1.82	5.03	6.85
5.40	0.60	0.64	5.00	1.82	5.03	6.85
5.45	0.60	0.64	5.00	1.82	5.03	6.85
5.50	0.60	0.64	5.00	1.82	5.03	6.85
5.55	0.60	0.64	5.00	1.82	5.03	6.85
5.60	0.60	0.64	5.00	1.82	5.03	6.85
5.65	0.60	0.64	5.00	1.82	5.03	6.85
5.70	0.60	0.63	5.00	1.82	5.03	6.85

5.75	0.60	0.63	5.00	1.82	5.03	6.85
5.80	0.60	0.63	5.00	1.82	5.03	6.85
5.85	0.60	0.63	5.00	1.82	5.02	6.84
5.90	0.56	0.63	5.00	1.82	5.02	6.84
5.95	0.39	0.63	5.00	1.82	5.01	6.83
6.00	0.32	0.63	5.00	1.82	5.00	6.82
6.05	0.32	0.63	5.00	1.82	5.00	6.82
6.10	0.31	0.63	5.00	1.82	4.99	6.81
6.15	0.31	0.63	5.00	1.82	4.98	6.80
6.20	0.30	0.63	5.00	1.82	4.97	6.79
6.25	0.30	0.63	5.00	1.82	4.96	6.78
6.30	0.29	0.63	5.00	1.82	4.95	6.77
6.35	0.29	0.63	5.00	1.82	4.94	6.76
6.40	0.28	0.63	5.00	1.82	4.93	6.75
6.45	0.28	0.63	5.00	1.82	4.92	6.74
6.50	0.28	0.63	5.00	1.82	4.91	6.73
6.55	0.27	0.63	5.00	1.82	4.90	6.72
6.60	0.27	0.63	5.00	1.82	4.89	6.71
6.65	0.26	0.63	5.00	1.82	4.88	6.70
6.70	0.26	0.63	5.00	1.82	4.87	6.69
6.75	0.26	0.63	5.00	1.82	4.86	6.68
6.80	0.25	0.63	5.00	1.82	4.85	6.67
6.85	0.25	0.63	5.00	1.82	4.84	6.66
6.90	0.24	0.63	5.00	1.82	4.83	6.65
6.95	0.24	0.63	5.00	1.82	4.81	6.63
7.00	0.24	0.63	5.00	1.82	4.80	6.62
7.05	0.23	0.63	5.00	1.82	4.79	6.61
7.10	0.23	0.63	5.00	1.82	4.78	6.60
7.15	0.23	0.63	5.00	1.82	4.76	6.58
7.20	0.22	0.63	5.00	1.82	4.75	6.57
7.25	0.22	0.63	5.00	1.82	4.74	6.56
7.30	0.22	0.63	5.00	1.82	4.72	6.55
7.35	0.21	0.63	5.00	1.82	4.71	6.53
7.40	0.21	0.63	5.00	1.82	4.70	6.52
7.45	0.21	0.63	5.00	1.82	4.68	6.50
7.50	0.20	0.63	5.00	1.82	4.67	6.49
7.55	0.20	0.63	5.00	1.82	4.65	6.47
7.60	0.20	0.63	5.00	1.82	4.64	6.46
7.65	0.20	0.63	5.00	1.82	4.62	6.44
7.70	0.20	0.63	5.00	1.82	4.61	6.43
7.75	0.20	0.63	5.00	1.82	4.59	6.41
7.80	0.20	0.63	5.00	1.82	4.58	6.40
7.85	0.20	0.63	5.00	1.82	4.56	6.38
7.90	0.20	0.63	5.00	1.82	4.55	6.37
7.95	0.20	0.63	5.00	1.82	4.53	6.35
8.00	0.20	0.63	5.00	1.82	4.52	6.34
8.05	0.20	0.63	5.00	1.82	4.50	6.32
8.10	0.20	0.63	5.00	1.82	4.49	6.31

8.15	0.20	0.63	5.00	1.82	4.47	6.29
8.20	0.20	0.63	5.00	1.82	4.45	6.28
8.25	0.21	0.63	5.00	1.82	4.44	6.26
8.30	0.21	0.63	5.00	1.82	4.43	6.25
8.35	0.21	0.63	5.00	1.82	4.41	6.23
8.40	0.21	0.63	5.00	1.82	4.40	6.22
8.45	0.21	0.63	5.00	1.82	4.38	6.20
8.50	0.21	0.63	5.00	1.82	4.37	6.19
8.55	0.21	0.63	5.00	1.82	4.36	6.18
8.60	0.21	0.63	5.00	1.82	4.34	6.16
8.65	0.21	0.63	5.00	1.82	4.33	6.15
8.70	0.21	0.63	5.00	1.82	4.31	6.13
8.75	0.21	0.63	5.00	1.82	4.30	6.12
8.80	0.21	0.63	5.00	1.82	4.28	6.11
8.85	0.21	0.63	5.00	1.82	4.27	6.09
8.90	0.21	0.63	5.00	1.82	4.26	6.08
8.95	0.21	0.63	5.00	1.82	4.24	6.06
9.00	0.21	0.63	5.00	1.82	4.23	6.05
9.05	0.21	0.63	5.00	1.82	4.21	6.03
9.10	0.21	0.63	5.00	1.82	4.20	6.02
9.15	0.21	0.63	5.00	1.82	4.18	6.00
9.20	0.21	0.63	5.00	1.82	4.17	5.99
9.25	0.21	0.63	5.00	1.82	4.15	5.98
9.30	0.21	0.63	5.00	1.82	4.14	5.96
9.35	0.21	0.63	5.00	1.82	4.13	5.95
9.40	0.21	0.63	5.00	1.82	4.11	5.93
9.45	0.21	0.63	5.00	1.82	4.10	5.92
9.50	0.20	0.63	5.00	1.82	4.08	5.90
9.55	0.20	0.63	5.00	1.82	4.07	5.89
9.60	0.20	0.63	5.00	1.82	4.05	5.87
9.65	0.20	0.63	5.00	1.82	4.04	5.86
9.70	0.20	0.63	5.00	1.82	4.02	5.84
9.75	0.20	0.63	5.00	1.82	4.01	5.83
9.80	0.20	0.63	5.00	1.82	3.99	5.81
9.85	0.20	0.63	5.00	1.82	3.98	5.80
9.90	0.20	0.63	5.00	1.82	3.96	5.78
9.95	0.20	0.63	5.00	1.82	3.95	5.77
10.00	0.20	0.63	5.00	1.82	3.93	5.75
10.05	0.20	0.63	5.00	1.82	3.92	5.74
10.10	0.20	0.63	5.00	1.82	3.90	5.72
10.15	0.20	0.63	5.00	1.82	3.89	5.71
10.20	0.20	0.63	5.00	1.82	3.87	5.69
10.25	0.20	0.63	5.00	1.82	3.86	5.68
10.30	0.21	0.63	5.00	1.82	3.84	5.66
10.35	0.21	0.63	5.00	1.82	3.83	5.65
10.40	0.21	0.63	5.00	1.82	3.81	5.63
10.45	0.21	0.63	5.00	1.82	3.80	5.62
10.50	0.21	0.63	5.00	1.82	3.78	5.60

10.55	0.21	0.63	5.00	1.82	3.77	5.59
10.60	0.21	0.63	5.00	1.82	3.75	5.57
10.65	0.21	0.63	5.00	1.82	3.74	5.56
10.70	0.21	0.63	5.00	1.82	3.73	5.55
10.75	0.21	0.63	5.00	1.82	3.71	5.53
10.80	0.21	0.63	5.00	1.82	3.70	5.52
10.85	0.21	0.63	5.00	1.82	3.68	5.50
10.90	0.21	0.63	5.00	1.82	3.67	5.49
10.95	0.21	0.63	5.00	1.82	3.65	5.47
11.00	0.21	0.63	5.00	1.82	3.64	5.46
11.05	0.21	0.63	5.00	1.82	3.63	5.45
11.10	0.22	0.63	5.00	1.82	3.61	5.43
11.15	0.22	0.63	5.00	1.82	3.60	5.42
11.20	0.22	0.63	5.00	1.82	3.58	5.41
11.25	0.22	0.63	5.00	1.82	3.57	5.39
11.30	0.22	0.63	5.00	1.82	3.56	5.38
11.35	0.22	0.63	5.00	1.82	3.54	5.36
11.40	0.22	0.63	5.00	1.82	3.53	5.35
11.45	0.22	0.63	5.00	1.82	3.52	5.34
11.50	0.22	0.63	5.00	1.82	3.50	5.32
11.55	0.22	0.63	5.00	1.82	3.49	5.31
11.60	0.22	0.63	5.00	1.82	3.48	5.30
11.65	0.22	0.63	5.00	1.82	3.46	5.28
11.70	0.22	0.63	5.00	1.82	3.45	5.27
11.75	0.22	0.63	5.00	1.82	3.44	5.26
11.80	0.22	0.63	5.00	1.82	3.42	5.24
11.85	0.22	0.63	5.00	1.82	3.41	5.23
11.90	0.22	0.63	5.00	1.82	3.40	5.22
11.95	0.23	0.63	5.00	1.82	3.38	5.20
12.00	0.23	0.63	5.00	1.82	3.37	5.19
12.05	0.23	0.63	5.00	1.82	3.36	5.18
12.10	0.23	0.63	5.00	1.82	3.34	5.16
12.15	0.23	0.63	5.00	1.82	3.33	5.15
12.20	0.23	0.63	5.00	1.82	3.32	5.14
12.25	0.23	0.63	5.00	1.82	3.31	5.13
12.30	0.23	0.63	5.00	1.82	3.29	5.11
12.35	0.23	0.62	5.00	1.82	3.28	5.10
12.40	0.23	0.62	5.00	1.82	3.27	5.09
12.45	0.23	0.62	5.00	1.82	3.25	5.08
12.50	0.23	0.62	5.00	1.82	3.24	5.06
12.55	0.23	0.62	5.00	1.82	3.23	5.05
12.60	0.23	0.62	5.00	1.82	3.22	5.04
12.65	0.23	0.62	5.00	1.82	3.20	5.02
12.70	0.23	0.62	5.00	1.82	3.19	5.01
12.75	0.23	0.62	5.00	1.82	3.18	5.00
12.80	0.23	0.62	5.00	1.82	3.17	4.99
12.85	0.24	0.62	5.00	1.82	3.15	4.98
12.90	0.24	0.62	5.00	1.82	3.14	4.96

12.95	0.24	0.62	5.00	1.82	3.13	4.95
13.00	0.24	0.62	5.00	1.82	3.12	4.94
13.05	0.24	0.62	5.00	1.82	3.11	4.93
13.10	0.24	0.62	5.00	1.82	3.09	4.91
13.15	0.24	0.62	5.00	1.82	3.08	4.90
13.20	0.24	0.62	5.00	1.82	3.07	4.89
13.25	0.24	0.62	5.00	1.82	3.06	4.88
13.30	0.24	0.62	5.00	1.82	3.05	4.87
13.35	0.24	0.62	5.00	1.82	3.03	4.85
13.40	0.24	0.62	5.00	1.82	3.02	4.84
13.45	0.24	0.62	5.00	1.82	3.01	4.83
13.50	0.24	0.62	5.00	1.82	3.00	4.82
13.55	0.24	0.62	5.00	1.82	2.99	4.81
13.60	0.24	0.62	5.00	1.82	2.97	4.79
13.65	0.24	0.62	5.00	1.82	2.96	4.78
13.70	0.25	0.62	5.00	1.82	2.95	4.77
13.75	0.25	0.62	5.00	1.82	2.94	4.76
13.80	0.25	0.62	5.00	1.82	2.93	4.75
13.85	0.25	0.62	5.00	1.82	2.92	4.74
13.90	0.25	0.62	5.00	1.82	2.90	4.72
13.95	0.25	0.62	5.00	1.82	2.89	4.71
14.00	0.25	0.62	5.00	1.82	2.88	4.70
14.05	0.25	0.62	5.00	1.82	2.87	4.69
14.10	0.25	0.62	5.00	1.82	2.86	4.68
14.15	0.25	0.62	5.00	1.82	2.85	4.67
14.20	0.25	0.62	5.00	1.82	2.83	4.66
14.25	0.25	0.62	5.00	1.82	2.82	4.64
14.30	0.25	0.62	5.00	1.82	2.81	4.63
14.35	0.25	0.62	5.00	1.82	2.80	4.62
14.40	0.25	0.62	5.00	1.82	2.79	4.61
14.45	0.25	0.62	5.00	1.82	2.78	4.60
14.50	0.25	0.62	5.00	1.82	2.77	4.59
14.55	0.25	0.62	5.00	1.82	2.76	4.58
14.60	0.26	0.62	5.00	1.82	2.74	4.57
14.65	0.26	0.62	5.00	1.82	2.73	4.55
14.70	0.26	0.62	5.00	1.82	2.72	4.54
14.75	0.26	0.62	5.00	1.82	2.71	4.53
14.80	0.28	0.62	5.00	1.82	2.70	4.52
14.85	0.28	0.62	5.00	1.82	2.69	4.51
14.90	0.28	0.62	5.00	1.82	2.68	4.50
14.95	0.28	0.62	5.00	1.82	2.67	4.49
15.00	0.28	0.62	5.00	1.82	2.66	4.48
15.05	0.28	0.62	5.00	1.82	2.65	4.47
15.10	0.28	0.62	5.00	1.82	2.64	4.46
15.15	0.28	0.62	5.00	1.82	2.63	4.45
15.20	0.28	0.62	5.00	1.82	2.62	4.44
15.25	0.28	0.62	5.00	1.82	2.61	4.43
15.30	0.28	0.62	5.00	1.82	2.60	4.42

15.35	0.28	0.62	5.00	1.82	2.59	4.41
15.40	0.28	0.62	5.00	1.82	2.58	4.40
15.45	0.28	0.62	5.00	1.82	2.57	4.39
15.50	0.28	0.62	5.00	1.82	2.56	4.38
15.55	0.28	0.62	5.00	1.82	2.55	4.37
15.60	0.28	0.62	5.00	1.82	2.54	4.36
15.65	0.28	0.62	5.00	1.82	2.53	4.35
15.70	0.28	0.62	5.00	1.82	2.52	4.34
15.75	0.28	0.62	5.00	1.82	2.51	4.33
15.80	0.28	0.62	5.00	1.82	2.50	4.32
15.85	0.28	0.62	5.00	1.82	2.49	4.31
15.90	0.27	0.62	5.00	1.82	2.48	4.30
15.95	0.27	0.62	5.00	1.82	2.47	4.29
16.00	0.27	0.62	5.00	1.82	2.46	4.28
16.05	0.27	0.62	5.00	1.82	2.45	4.27
16.10	0.27	0.62	5.00	1.82	2.44	4.26
16.15	0.27	0.62	5.00	1.82	2.43	4.25
16.20	0.27	0.62	5.00	1.82	2.42	4.24
16.25	0.27	0.62	5.00	1.82	2.41	4.23
16.30	0.27	0.62	5.00	1.82	2.40	4.22
16.35	0.27	0.62	5.00	1.82	2.39	4.21
16.40	0.27	0.62	5.00	1.82	2.38	4.20
16.45	0.27	0.62	5.00	1.82	2.37	4.19
16.50	0.27	0.62	5.00	1.82	2.36	4.18
16.55	0.27	0.62	5.00	1.82	2.35	4.17
16.60	0.27	0.62	5.00	1.82	2.34	4.16
16.65	0.27	0.62	5.00	1.82	2.33	4.15
16.70	0.27	0.62	5.00	1.82	2.32	4.14
16.75	0.27	0.62	5.00	1.82	2.31	4.13
16.80	0.27	0.62	5.00	1.82	2.30	4.12
16.85	0.27	0.62	5.00	1.82	2.29	4.11
16.90	0.26	0.62	5.00	1.82	2.27	4.10
16.95	0.26	0.62	5.00	1.82	2.26	4.08
17.00	0.26	0.62	5.00	1.82	2.25	4.07
17.05	0.26	0.62	5.00	1.82	2.24	4.06
17.10	0.26	0.62	5.00	1.82	2.23	4.05
17.15	0.26	0.62	5.00	1.82	2.22	4.04
17.20	0.26	0.62	5.00	1.82	2.21	4.03
17.25	0.26	0.62	5.00	1.82	2.20	4.02
17.30	0.26	0.62	5.00	1.82	2.19	4.01
17.35	0.26	0.62	5.00	1.82	2.18	4.00
17.40	0.26	0.62	5.00	1.82	2.17	3.99
17.45	0.26	0.62	5.00	1.82	2.16	3.98
17.50	0.26	0.62	5.00	1.82	2.15	3.97
17.55	0.26	0.62	5.00	1.82	2.13	3.96
17.60	0.26	0.62	5.00	1.82	2.12	3.94
17.65	0.26	0.62	5.00	1.82	2.11	3.93
17.70	0.26	0.62	5.00	1.82	2.10	3.92

17.75	0.26	0.62	5.00	1.82	2.09	3.91
17.80	0.26	0.62	5.00	1.82	2.08	3.90
17.85	0.26	0.62	5.00	1.82	2.07	3.89
17.90	0.26	0.62	5.00	1.82	2.06	3.88
17.95	0.26	0.62	5.00	1.82	2.05	3.87
18.00	0.26	0.62	5.00	1.82	2.04	3.86
18.05	0.25	0.62	5.00	1.82	2.02	3.85
18.10	0.25	0.62	5.00	1.82	2.01	3.83
18.15	0.25	0.62	5.00	1.82	2.00	3.82
18.20	0.25	0.62	5.00	1.82	1.99	3.81
18.25	0.25	0.62	5.00	1.82	1.98	3.80
18.30	0.25	0.62	5.00	1.82	1.97	3.79
18.35	0.25	0.62	5.00	1.82	1.96	3.78
18.40	0.25	0.62	5.00	1.82	1.95	3.77
18.45	0.25	0.62	5.00	1.82	1.93	3.76
18.50	0.25	0.62	5.00	1.82	1.92	3.74
18.55	0.25	0.62	5.00	1.82	1.91	3.73
18.60	0.25	0.62	5.00	1.82	1.90	3.72
18.65	0.25	0.62	5.00	1.82	1.89	3.71
18.70	0.25	0.62	5.00	1.82	1.88	3.70
18.75	0.25	0.62	5.00	1.82	1.87	3.69
18.80	0.25	0.62	5.00	1.82	1.85	3.68
18.85	0.25	0.62	5.00	1.82	1.84	3.66
18.90	0.25	0.62	5.00	1.82	1.83	3.65
18.95	0.25	0.62	5.00	1.82	1.82	3.64
19.00	0.25	0.61	5.00	1.82	1.81	3.63
19.05	0.25	0.61	5.00	1.82	1.80	3.62
19.10	0.25	0.61	5.00	1.82	1.79	3.61
19.15	0.25	0.61	5.00	1.82	1.77	3.59
19.20	0.25	0.61	5.00	1.82	1.76	3.58
19.25	0.25	0.61	5.00	1.82	1.75	3.57
19.30	0.24	0.61	5.00	1.82	1.74	3.56
19.35	0.24	0.61	5.00	1.82	1.73	3.55
19.40	0.24	0.61	5.00	1.82	1.72	3.54
19.45	0.24	0.61	5.00	1.82	1.70	3.52
19.50	0.24	0.61	5.00	1.82	1.69	3.51
19.55	0.24	0.61	5.00	1.82	1.68	3.50
19.60	0.24	0.61	5.00	1.82	1.67	3.49
19.65	0.24	0.61	5.00	1.82	1.66	3.48
19.70	0.24	0.61	5.00	1.82	1.65	3.47
19.75	0.24	0.61	5.00	1.82	1.64	3.46
19.80	0.24	0.61	5.00	1.82	1.62	3.44
19.85	0.24	0.61	5.00	1.82	1.61	3.43
19.90	0.24	0.61	5.00	1.82	1.60	3.42
19.95	0.24	0.61	5.00	1.82	1.59	3.41
20.00	0.24	0.61	5.00	1.82	1.58	3.40
20.05	0.24	0.61	5.00	1.82	1.56	3.39
20.10	0.25	0.61	5.00	1.82	1.55	3.37

20.15	0.25	0.61	5.00	1.82	1.54	3.36
20.20	0.26	0.61	5.00	1.82	1.53	3.35
20.25	0.26	0.61	5.00	1.82	1.52	3.34
20.30	0.27	0.61	5.00	1.82	1.51	3.33
20.35	0.27	0.61	5.00	1.82	1.50	3.32
20.40	0.27	0.61	5.00	1.82	1.49	3.31
20.45	0.28	0.61	5.00	1.82	1.49	3.31
20.50	0.28	0.61	5.00	1.82	1.48	3.30
20.55	0.29	0.61	5.00	1.82	1.47	3.29
20.60	0.29	0.61	5.00	1.82	1.46	3.28
20.65	0.30	0.61	5.00	1.82	1.45	3.28
20.70	0.30	0.61	5.00	1.82	1.45	3.27
20.75	0.31	0.61	5.00	1.82	1.44	3.26
20.80	0.31	0.61	5.00	1.82	1.43	3.26
20.85	0.32	0.61	5.00	1.82	1.43	3.25
20.90	0.32	0.61	5.00	1.82	1.42	3.24
20.95	0.33	0.61	5.00	1.82	1.42	3.24
21.00	0.33	0.61	5.00	1.82	1.41	3.23
21.05	0.34	0.61	5.00	1.82	1.41	3.23
21.10	0.35	0.61	5.00	1.82	1.40	3.22
21.15	0.35	0.61	5.00	1.82	1.39	3.22
21.20	0.36	0.61	5.00	1.82	1.39	3.21
21.25	0.37	0.61	5.00	1.82	1.39	3.21
21.30	0.37	0.61	5.00	1.82	1.38	3.20
21.35	0.38	0.61	5.00	1.82	1.38	3.20
21.40	0.39	0.61	5.00	1.82	1.37	3.19
21.45	0.40	0.61	5.00	1.82	1.37	3.19
21.50	0.41	0.61	5.00	1.82	1.36	3.18
21.55	0.41	0.61	5.00	1.82	1.36	3.18
21.60	0.43	0.61	5.00	1.82	1.36	3.18
21.65	0.44	0.61	5.00	1.82	1.35	3.17
21.70	0.45	0.61	5.00	1.82	1.35	3.17
21.75	0.47	0.61	5.00	1.82	1.34	3.16
21.80	0.49	0.61	5.00	1.82	1.34	3.16
21.85	0.53	0.61	5.00	1.82	1.34	3.16
21.90	0.60	0.61	5.00	1.82	1.33	3.15
21.95	0.60	0.61	5.00	1.82	1.33	3.15
22.00	0.60	0.61	5.00	1.82	1.33	3.15
22.05	0.60	0.61	5.00	1.82	1.32	3.14
22.10	0.60	0.61	5.00	1.82	1.32	3.14
22.15	0.60	0.61	5.00	1.82	1.32	3.14
22.20	0.60	0.61	5.00	1.82	1.32	3.14
22.25	0.60	0.61	5.00	1.82	1.31	3.13
22.30	0.60	0.61	5.00	1.82	1.31	3.13
22.35	0.60	0.61	5.00	1.82	1.31	3.13
22.40	0.60	0.61	5.00	1.82	1.30	3.12
22.45	0.60	0.61	5.00	1.82	1.30	3.12
22.50	0.60	0.61	5.00	1.82	1.30	3.12

22.55	0.60	0.61	5.00	1.82	1.30	3.12
22.60	0.60	0.61	5.00	1.82	1.29	3.11
22.65	0.60	0.61	5.00	1.82	1.29	3.11
22.70	0.60	0.61	5.00	1.82	1.29	3.11
22.75	0.60	0.61	5.00	1.82	1.29	3.11
22.80	0.60	0.61	5.00	1.82	1.29	3.11
22.85	0.60	0.61	5.00	1.82	1.28	3.10
22.90	0.60	0.61	5.00	1.82	1.28	3.10
22.95	0.60	0.61	5.00	1.82	1.28	3.10
23.00	0.60	0.61	5.00	1.82	1.28	3.10
23.05	0.60	0.61	5.00	1.82	1.28	3.10
23.10	0.60	0.61	5.00	1.82	1.27	3.09
23.15	0.60	0.61	5.00	1.82	1.27	3.09
23.20	0.60	0.61	5.00	1.82	1.27	3.09
23.25	0.60	0.61	5.00	1.82	1.27	3.09
23.30	0.60	0.61	5.00	1.82	1.27	3.09
23.35	0.60	0.61	5.00	1.82	1.26	3.09
23.40	0.60	0.61	5.00	1.82	1.26	3.08
23.45	0.60	0.61	5.00	1.82	1.26	3.08
23.50	0.60	0.61	5.00	1.82	1.26	3.08
23.55	0.60	0.61	5.00	1.82	1.26	3.08
23.60	0.60	0.61	5.00	1.82	1.26	3.08
23.65	0.60	0.61	5.00	1.82	1.26	3.08
23.70	0.60	0.61	5.00	1.82	1.25	3.07
23.75	0.60	0.61	5.00	1.82	1.25	3.07
23.80	0.60	0.61	5.00	1.82	1.25	3.07
23.85	0.60	0.61	5.00	1.82	1.25	3.07
23.90	0.60	0.61	5.00	1.82	1.25	3.07
23.95	0.60	0.61	5.00	1.82	1.25	3.07
24.00	0.60	0.61	5.00	1.82	1.25	3.07
24.05	0.60	0.61	5.00	1.82	1.24	3.07
24.10	0.60	0.61	5.00	1.82	1.24	3.06
24.15	0.60	0.61	5.00	1.82	1.24	3.06
24.20	0.60	0.61	5.00	1.82	1.24	3.06
24.25	0.60	0.61	5.00	1.82	1.24	3.06
24.30	0.60	0.61	5.00	1.82	1.24	3.06
24.35	0.60	0.61	5.00	1.82	1.24	3.06
24.40	0.60	0.61	5.00	1.82	1.24	3.06
24.45	0.60	0.61	5.00	1.82	1.23	3.05
24.50	0.60	0.61	5.00	1.82	1.23	3.05
24.55	0.60	0.61	5.00	1.82	1.23	3.05
24.60	0.60	0.61	5.00	1.82	1.23	3.05
24.65	0.60	0.61	5.00	1.82	1.23	3.05
24.70	0.60	0.61	5.00	1.82	1.23	3.05
24.75	0.60	0.61	5.00	1.82	1.23	3.05
24.80	0.60	0.61	5.00	1.82	1.23	3.05
24.85	0.60	0.61	5.00	1.82	1.22	3.04
24.90	0.60	0.61	5.00	1.82	1.22	3.04

24.95	0.60	0.61	5.00	1.82	1.22	3.04
25.00	0.60	0.61	5.00	1.82	1.22	3.04
25.05	0.60	0.61	5.00	1.82	1.22	3.04
25.10	0.60	0.61	5.00	1.82	1.22	3.04
25.15	0.60	0.61	5.00	1.82	1.22	3.04
25.20	0.60	0.61	5.00	1.82	1.22	3.04
25.25	0.60	0.61	5.00	1.82	1.21	3.03
25.30	0.60	0.61	5.00	1.82	1.21	3.03
25.35	0.60	0.61	5.00	1.82	1.21	3.03
25.40	0.60	0.61	5.00	1.82	1.21	3.03
25.45	0.60	0.61	5.00	1.82	1.21	3.03
25.50	0.60	0.61	5.00	1.82	1.21	3.03
25.55	0.60	0.61	5.00	1.82	1.21	3.03
25.60	0.60	0.61	5.00	1.82	1.20	3.03
25.65	0.60	0.61	5.00	1.82	1.20	3.02
25.70	0.60	0.60	5.00	1.82	1.20	3.02
25.75	0.60	0.60	5.00	1.82	1.20	3.02
25.80	0.60	0.60	5.00	1.82	1.20	3.02
25.85	0.60	0.60	5.00	1.82	1.20	3.02
25.90	0.60	0.60	5.00	1.82	1.20	3.02
25.95	0.60	0.60	5.00	1.82	1.19	3.02
26.00	0.60	0.60	5.00	1.82	1.19	3.01
26.05	0.60	0.60	5.00	1.82	1.19	3.01
26.10	0.60	0.60	5.00	1.82	1.19	3.01
26.15	0.60	0.60	5.00	1.82	1.19	3.01
26.20	0.60	0.60	5.00	1.82	1.19	3.01
26.25	0.60	0.60	5.00	1.82	1.19	3.01
26.30	0.60	0.60	5.00	1.82	1.18	3.01
26.35	0.60	0.60	5.00	1.82	1.18	3.00
26.40	0.60	0.60	5.00	1.82	1.18	3.00
26.45	0.60	0.60	5.00	1.82	1.18	3.00
26.50	0.60	0.60	5.00	1.82	1.18	3.00
26.55	0.60	0.60	5.00	1.82	1.18	3.00
26.60	0.60	0.60	5.00	1.82	1.18	3.00
26.65	0.60	0.60	5.00	1.82	1.17	2.99
26.70	0.60	0.60	5.00	1.82	1.17	2.99
26.75	0.60	0.60	5.00	1.82	1.17	2.99
26.80	0.60	0.60	5.00	1.82	1.17	2.99
26.85	0.60	0.60	5.00	1.82	1.17	2.99
26.90	0.60	0.60	5.00	1.82	1.17	2.99
26.95	0.60	0.60	5.00	1.82	1.16	2.98
27.00	0.60	0.60	5.00	1.82	1.16	2.98
27.05	0.60	0.60	5.00	1.82	1.16	2.98
27.10	0.60	0.60	5.00	1.82	1.16	2.98
27.15	0.60	0.60	5.00	1.82	1.16	2.98
27.20	0.60	0.60	5.00	1.82	1.15	2.97
27.25	0.60	0.60	5.00	1.82	1.15	2.97
27.30	0.60	0.60	5.00	1.82	1.15	2.97

27.35	0.60	0.60	5.00	1.82	1.15	2.97
27.40	0.60	0.60	5.00	1.82	1.15	2.97
27.45	0.59	0.60	5.00	1.82	1.14	2.96
27.50	0.59	0.60	5.00	1.82	1.14	2.96
27.55	0.59	0.60	5.00	1.82	1.14	2.96
27.60	0.59	0.60	5.00	1.82	1.14	2.96
27.65	0.59	0.60	5.00	1.82	1.13	2.96
27.70	0.59	0.60	5.00	1.82	1.13	2.95
27.75	0.59	0.60	5.00	1.82	1.13	2.95
27.80	0.59	0.60	5.00	1.82	1.13	2.95
27.85	0.59	0.60	5.00	1.82	1.12	2.95
27.90	0.59	0.60	5.00	1.82	1.12	2.94
27.95	0.59	0.60	5.00	1.82	1.12	2.94
28.00	0.59	0.60	5.00	1.82	1.12	2.94
28.05	0.59	0.60	5.00	1.82	1.11	2.93
28.10	0.59	0.60	5.00	1.82	1.11	2.93
28.15	0.59	0.60	5.00	1.82	1.11	2.93
28.20	0.59	0.60	5.00	1.82	1.11	2.93
28.25	0.59	0.60	5.00	1.82	1.10	2.92
28.30	0.59	0.60	5.00	1.82	1.10	2.92
28.35	0.59	0.60	5.00	1.82	1.10	2.92
28.40	0.59	0.60	5.00	1.82	1.09	2.92
28.45	0.59	0.60	5.00	1.82	1.09	2.91
28.50	0.59	0.60	5.00	1.82	1.09	2.91
28.55	0.59	0.60	5.00	1.82	1.08	2.91
28.60	0.59	0.60	5.00	1.82	1.08	2.90
28.65	0.59	0.60	5.00	1.82	1.08	2.90
28.70	0.59	0.60	5.00	1.82	1.07	2.89
28.75	0.59	0.60	5.00	1.82	1.07	2.89
28.80	0.59	0.60	5.00	1.82	1.07	2.89
28.85	0.59	0.60	5.00	1.82	1.06	2.88
28.90	0.59	0.60	5.00	1.82	1.06	2.88
28.95	0.59	0.60	5.00	1.82	1.05	2.87
29.00	0.59	0.60	5.00	1.82	1.05	2.87
29.05	0.59	0.60	5.00	1.82	1.04	2.86
29.10	0.59	0.60	5.00	1.82	1.04	2.86
29.15	0.59	0.60	5.00	1.82	1.03	2.85
29.20	0.59	0.60	5.00	1.82	1.03	2.85
29.25	0.59	0.60	5.00	1.82	1.02	2.84
29.30	0.59	0.60	5.00	1.82	1.02	2.84
29.35	0.59	0.60	5.00	1.82	1.01	2.83
29.40	0.59	0.60	5.00	1.82	1.01	2.83
29.45	0.59	0.60	5.00	1.82	1.00	2.82
29.50	0.59	0.60	5.00	1.82	0.99	2.81
29.55	0.55	0.60	5.00	1.82	0.99	2.81
29.60	0.50	0.60	5.00	1.82	0.98	2.80
29.65	0.47	0.60	5.00	1.82	0.98	2.80
29.70	0.45	0.60	5.00	1.82	0.97	2.79

29.75	0.44	0.60	5.00	1.82	0.96	2.78
29.80	0.43	0.60	5.00	1.82	0.96	2.78
29.85	0.42	0.60	5.00	1.82	0.95	2.77
29.90	0.41	0.60	5.00	1.82	0.94	2.76
29.95	0.40	0.60	5.00	1.82	0.93	2.76
30.00	0.40	0.60	5.00	1.82	0.93	2.75
30.05	0.40	0.60	5.00	1.82	0.92	2.74
30.10	0.40	0.60	5.00	1.82	0.91	2.73
30.15	0.40	0.60	5.00	1.82	0.91	2.73
30.20	0.40	0.60	5.00	1.82	0.90	2.72
30.25	0.41	0.60	5.00	1.82	0.89	2.71
30.30	0.41	0.60	5.00	1.82	0.89	2.71
30.35	0.41	0.60	5.00	1.82	0.88	2.70
30.40	0.41	0.60	5.00	1.82	0.87	2.69
30.45	0.42	0.60	5.00	1.82	0.86	2.69
30.50	0.42	0.60	5.00	1.82	0.86	2.68
30.55	0.42	0.60	5.00	1.82	0.85	2.67
30.60	0.43	0.60	5.00	1.82	0.84	2.67
30.65	0.43	0.59	5.00	1.82	0.84	2.66
30.70	0.43	0.59	5.00	1.82	0.83	2.65
30.75	0.44	0.59	5.00	1.82	0.82	2.64
30.80	0.44	0.59	5.00	1.82	0.82	2.64
30.85	0.44	0.59	5.00	1.82	0.81	2.63
30.90	0.45	0.59	5.00	1.82	0.80	2.62
30.95	0.45	0.59	5.00	1.82	0.80	2.62
31.00	0.46	0.59	5.00	1.82	0.79	2.61
31.05	0.46	0.59	5.00	1.82	0.78	2.61
31.10	0.47	0.59	5.00	1.82	0.78	2.60
31.15	0.47	0.59	5.00	1.82	0.77	2.59
31.20	0.48	0.59	5.00	1.82	0.77	2.59
31.25	0.49	0.59	5.00	1.82	0.76	2.58
31.30	0.50	0.59	5.00	1.82	0.75	2.57
31.35	0.51	0.59	5.00	1.82	0.75	2.57
31.40	0.52	0.59	5.00	1.82	0.74	2.56
31.45	0.54	0.59	5.00	1.82	0.73	2.55
31.50	0.57	0.59	5.00	1.82	0.73	2.55
31.55	0.58	0.59	5.00	1.82	0.72	2.54
31.60	0.58	0.59	5.00	1.82	0.71	2.53
31.65	0.58	0.59	5.00	1.82	0.71	2.53
31.70	0.58	0.59	5.00	1.82	0.70	2.52
31.75	0.58	0.59	5.00	1.82	0.70	2.52
31.80	0.58	0.59	5.00	1.82	0.69	2.51
31.85	0.58	0.59	5.00	1.82	0.68	2.50
31.90	0.58	0.59	5.00	1.82	0.68	2.50
31.95	0.58	0.59	5.00	1.82	0.67	2.49
32.00	0.58	0.59	5.00	1.82	0.66	2.49
32.05	0.58	0.59	5.00	1.82	0.66	2.48
32.10	0.58	0.59	5.00	1.82	0.65	2.47

32.15	0.58	0.59	5.00	1.82	0.65	2.47
32.20	0.58	0.59	5.00	1.82	0.64	2.46
32.25	0.58	0.59	5.00	1.82	0.63	2.46
32.30	0.58	0.59	5.00	1.82	0.63	2.45
32.35	0.58	0.59	5.00	1.82	0.62	2.44
32.40	0.58	0.59	5.00	1.82	0.62	2.44
32.45	0.58	0.59	5.00	1.82	0.61	2.43
32.50	0.58	0.59	5.00	1.82	0.60	2.43
32.55	0.58	0.59	5.00	1.82	0.60	2.42
32.60	0.58	0.58	5.00	1.82	0.59	2.41
32.65	0.58	0.58	5.00	1.82	0.59	2.41
32.70	0.58	0.58	5.00	1.82	0.58	2.40
32.75	0.58	0.58	5.00	1.82	0.58	2.40
32.80	0.58	0.58	5.00	1.82	0.57	2.39
32.85	0.58	0.58	5.00	1.82	0.56	2.39
32.90	0.58	0.58	5.00	1.82	0.56	2.38
32.95	0.58	0.58	5.00	1.82	0.55	2.37
33.00	0.58	0.58	5.00	1.82	0.55	2.37
33.05	0.58	0.58	5.00	1.82	0.54	2.36
33.10	0.58	0.58	5.00	1.82	0.54	2.36
33.15	0.58	0.58	5.00	1.82	0.53	2.35
33.20	0.58	0.58	5.00	1.82	0.53	2.35
33.25	0.58	0.58	5.00	1.82	0.52	2.34
33.30	0.58	0.58	5.00	1.82	0.51	2.33
33.35	0.58	0.58	5.00	1.82	0.51	2.33
33.40	0.58	0.58	5.00	1.82	0.50	2.32
33.45	0.58	0.58	5.00	1.82	0.50	2.32
33.50	0.58	0.58	5.00	1.82	0.49	2.31
33.55	0.58	0.58	5.00	1.82	0.49	2.31
33.60	0.58	0.58	5.00	1.82	0.48	2.30
33.65	0.58	0.58	5.00	1.82	0.48	2.30
33.70	0.58	0.58	5.00	1.82	0.47	2.29
33.75	0.58	0.58	5.00	1.82	0.47	2.29
33.80	0.58	0.58	5.00	1.82	0.46	2.28
33.85	0.58	0.58	5.00	1.82	0.45	2.28
33.90	0.58	0.58	5.00	1.82	0.45	2.27
33.95	0.57	0.58	5.00	1.82	0.44	2.27
34.00	0.57	0.58	5.00	1.82	0.44	2.26
34.05	0.57	0.58	5.00	1.82	0.43	2.25
34.10	0.57	0.58	5.00	1.82	0.43	2.25
34.15	0.57	0.58	5.00	1.82	0.42	2.24
34.20	0.57	0.58	5.00	1.82	0.42	2.24
34.25	0.57	0.58	5.00	1.82	0.41	2.23
34.30	0.57	0.58	5.00	1.82	0.41	2.23
34.35	0.57	0.58	5.00	1.82	0.40	2.22
34.40	0.57	0.58	5.00	1.82	0.40	2.22
34.45	0.57	0.58	5.00	1.82	0.39	2.21
34.50	0.57	0.57	5.00	1.82	0.39	2.21

34.55	0.57	0.57	5.00	1.82	0.38	2.21
34.60	0.57	0.57	5.00	1.82	0.38	2.20
34.65	0.57	0.57	5.00	1.82	0.38	2.20
34.70	0.57	0.57	5.00	1.82	0.37	2.19
34.75	0.57	0.57	5.00	1.82	0.37	2.19
34.80	0.57	0.57	5.00	1.82	0.36	2.18
34.85	0.57	0.57	5.00	1.82	0.36	2.18
34.90	0.57	0.57	5.00	1.82	0.35	2.17
34.95	0.57	0.57	5.00	1.82	0.35	2.17
35.00	0.57	0.57	5.00	1.82	0.34	2.16
35.05	0.57	0.57	5.00	1.82	0.34	2.16
35.10	0.57	0.57	5.00	1.82	0.33	2.15
35.15	0.57	0.57	5.00	1.82	0.33	2.15
35.20	0.57	0.57	5.00	1.82	0.32	2.15
35.25	0.57	0.57	5.00	1.82	0.32	2.14
35.30	0.57	0.57	5.00	1.82	0.32	2.14
35.35	0.57	0.57	5.00	1.82	0.31	2.13
35.40	0.57	0.57	5.00	1.82	0.31	2.13
35.45	0.57	0.57	5.00	1.82	0.30	2.12
35.50	0.57	0.57	5.00	1.82	0.30	2.12
35.55	0.57	0.57	5.00	1.82	0.29	2.11
35.60	0.57	0.57	5.00	1.82	0.29	2.11
35.65	0.57	0.57	5.00	1.82	0.28	2.10
35.70	0.57	0.57	5.00	1.82	0.27	2.10
35.75	0.57	0.57	5.00	1.82	0.27	2.09
35.80	0.57	0.57	5.00	1.82	0.26	2.09
35.85	0.57	0.57	5.00	1.82	0.26	2.08
35.90	0.57	0.57	5.00	1.82	0.25	2.07
35.95	0.57	0.57	5.00	1.82	0.25	2.07
36.00	0.57	0.57	5.00	1.82	0.24	2.06
36.05	0.57	0.57	5.00	1.82	0.24	2.06
36.10	0.57	0.57	5.00	1.82	0.23	2.05
36.15	0.57	0.57	5.00	1.82	0.23	2.05
36.20	0.57	0.57	5.00	1.82	0.22	2.04
36.25	0.57	0.57	5.00	1.82	0.22	2.04
36.30	0.57	0.57	5.00	1.82	0.21	2.03
36.35	0.57	0.57	5.00	1.82	0.21	2.03
36.40	0.57	0.56	5.00	1.82	0.20	2.02
36.45	0.57	0.56	5.00	1.82	0.19	2.01
36.50	0.57	0.56	5.00	1.82	0.19	2.01
36.55	0.57	0.56	5.00	1.82	0.18	2.00
36.60	0.57	0.56	5.00	1.82	0.18	2.00
36.65	0.57	0.56	5.00	1.82	0.17	1.99
36.70	0.57	0.56	5.00	1.82	0.17	1.99
36.75	0.57	0.56	5.00	1.82	0.16	1.98
36.80	0.57	0.56	5.00	1.82	0.15	1.97
36.85	0.57	0.56	5.00	1.82	0.15	1.97
36.90	0.57	0.56	5.00	1.82	0.14	1.96

36.95	0.57	0.56	5.00	1.82	0.14	1.96
37.00	0.57	0.56	5.00	1.82	0.13	1.95
37.05	0.57	0.56	5.00	1.82	0.12	1.95
37.10	0.57	0.56	5.00	1.82	0.12	1.94
37.15	0.57	0.56	5.00	1.82	0.11	1.93
37.20	0.57	0.56	5.00	1.82	0.11	1.93
37.25	0.57	0.56	5.00	1.82	0.10	1.92
37.30	0.57	0.56	5.00	1.82	0.09	1.92
37.35	0.57	0.56	5.00	1.82	0.09	1.91
37.40	0.57	0.56	5.00	1.82	0.08	1.90
37.45	0.56	0.56	5.00	1.82	0.08	1.90
37.50	0.56	0.56	5.00	1.82	0.07	1.89
37.55	0.56	0.56	5.00	1.82	0.06	1.88
37.60	0.56	0.56	5.00	1.82	0.06	1.88
37.65	0.54	0.56	5.00	1.82	0.05	1.87
37.70	0.51	0.56	5.00	1.82	0.05	1.87
37.75	0.49	0.56	5.00	1.82	0.04	1.86
37.80	0.48	0.56	5.00	1.82	0.03	1.85
37.85	0.47	0.56	5.00	1.82	0.03	1.85
37.90	0.46	0.56	5.00	1.82	0.02	1.84
37.95	0.45	0.56	5.00	1.82	0.01	1.83
38.00	0.45	0.56	5.00	1.82	0.01	1.83
38.05	0.44	0.56	0.79*	1.82	0.00	1.82
38.10	0.43	0.56	0.78*	1.82	0.00	1.82
38.15	0.43	0.56	0.77*	1.81	0.00	1.81
38.20	0.42	0.56	0.76*	1.81	0.00	1.81
38.25	0.42	0.56	0.75*	1.80	0.00	1.80
38.30	0.42	0.56	0.75*	1.79	0.00	1.79
38.35	0.41	0.56	0.74*	1.79	0.00	1.79
38.40	0.41	0.56	0.73*	1.78	0.00	1.78
38.45	0.41	0.56	0.73*	1.78	0.00	1.78
38.50	0.40	0.56	0.72*	1.77	0.00	1.77
38.55	0.40	0.56	0.71*	1.77	0.00	1.77
38.60	0.40	0.56	0.71*	1.76	0.00	1.76
38.65	0.39	0.56	0.70*	1.76	0.00	1.76
38.70	0.39	0.56	0.70*	1.75	0.00	1.75
38.75	0.39	0.56	0.69*	1.74	0.00	1.74
38.80	0.38	0.56	0.69*	1.74	0.00	1.74
38.85	0.38	0.56	0.68*	1.73	0.00	1.73
38.90	0.38	0.56	0.68*	1.73	0.00	1.73
38.95	0.38	0.56	0.67*	1.72	0.00	1.72
39.00	0.37	0.56	0.67*	1.71	0.00	1.71
39.05	0.37	0.56	0.66*	1.71	0.00	1.71
39.10	0.37	0.56	0.66*	1.70	0.00	1.70
39.15	0.37	0.56	0.65*	1.70	0.00	1.70
39.20	0.36	0.56	0.65*	1.69	0.00	1.69
39.25	0.36	0.56	0.65*	1.68	0.00	1.68
39.30	0.36	0.56	0.64*	1.68	0.00	1.68

39.35	0.36	0.56	0.64*	1.67	0.00	1.67
39.40	0.35	0.56	0.63*	1.66	0.00	1.66
39.45	0.35	0.56	0.63*	1.66	0.00	1.66
39.50	0.35	0.56	0.63*	1.65	0.00	1.65
39.55	0.35	0.56	0.62*	1.64	0.00	1.64
39.60	0.35	0.56	0.62*	1.64	0.00	1.64
39.65	0.34	0.56	0.61*	1.63	0.00	1.63
39.70	0.34	0.56	0.61*	1.62	0.00	1.62
39.75	0.34	0.56	0.61*	1.62	0.00	1.62
39.80	0.34	0.56	0.60*	1.61	0.00	1.61
39.85	0.34	0.56	0.60*	1.60	0.00	1.60
39.90	0.33	0.56	0.60*	1.60	0.00	1.60
39.95	0.33	0.56	0.59*	1.59	0.00	1.59
40.00	0.33	0.56	0.59*	1.58	0.00	1.58
40.05	0.33	0.56	0.59*	1.58	0.00	1.58
40.10	0.33	0.56	0.59*	1.57	0.00	1.57
40.15	0.33	0.56	0.58*	1.56	0.00	1.56
40.20	0.33	0.56	0.58*	1.56	0.00	1.56
40.25	0.32	0.56	0.58*	1.55	0.00	1.55
40.30	0.32	0.56	0.58*	1.54	0.00	1.54
40.35	0.32	0.56	0.58*	1.54	0.00	1.54
40.40	0.32	0.56	0.57*	1.53	0.00	1.53
40.45	0.32	0.56	0.57*	1.52	0.00	1.52
40.50	0.32	0.56	0.57*	1.51	0.00	1.51
40.55	0.32	0.56	0.57*	1.51	0.00	1.51
40.60	0.32	0.56	0.57*	1.50	0.00	1.50
40.65	0.32	0.56	0.56*	1.49	0.00	1.49
40.70	0.32	0.56	0.56*	1.49	0.00	1.49
40.75	0.31	0.56	0.56*	1.48	0.00	1.48
40.80	0.31	0.56	0.56*	1.47	0.00	1.47
40.85	0.31	0.56	0.56*	1.47	0.00	1.47
40.90	0.31	0.56	0.55*	1.46	0.00	1.46
40.95	0.31	0.56	0.55*	1.45	0.00	1.45
41.00	0.31	0.56	0.55*	1.44	0.00	1.44
41.05	0.31	0.56	0.55*	1.44	0.00	1.44
41.10	0.31	0.56	0.55*	1.43	0.00	1.43
41.15	0.31	0.56	0.54*	1.42	0.00	1.42
41.20	0.31	0.56	0.54*	1.41	0.00	1.41
41.25	0.30	0.56	0.54*	1.41	0.00	1.41
41.30	0.30	0.56	0.54*	1.40	0.00	1.40
41.35	0.30	0.56	0.54*	1.39	0.00	1.39
41.40	0.30	0.56	0.54*	1.38	0.00	1.38
41.45	0.30	0.56	0.53*	1.38	0.00	1.38
41.50	0.30	0.56	0.53*	1.37	0.00	1.37
41.55	0.30	0.56	0.53*	1.36	0.00	1.36
41.60	0.30	0.56	0.53*	1.36	0.00	1.36
41.65	0.30	0.56	0.53*	1.35	0.00	1.35
41.70	0.30	0.56	0.53*	1.34	0.00	1.34

41.75	0.29	0.56	0.52*	1.33	0.00	1.33
41.80	0.29	0.56	0.52*	1.33	0.00	1.33
41.85	0.29	0.56	0.52*	1.32	0.00	1.32
41.90	0.29	0.56	0.52*	1.31	0.00	1.31
41.95	0.29	0.56	0.52*	1.30	0.00	1.30
42.00	0.29	0.56	0.52*	1.29	0.00	1.29
42.05	0.29	0.56	0.51*	1.29	0.00	1.29
42.10	0.29	0.56	0.51*	1.28	0.00	1.28
42.15	0.29	0.56	0.51*	1.27	0.00	1.27
42.20	0.29	0.56	0.51*	1.26	0.00	1.26
42.25	0.29	0.56	0.51*	1.26	0.00	1.26
42.30	0.28	0.56	0.51*	1.25	0.00	1.25
42.35	0.28	0.56	0.50*	1.24	0.00	1.24
42.40	0.28	0.56	0.50*	1.23	0.00	1.23
42.45	0.28	0.56	0.50*	1.23	0.00	1.23
42.50	0.28	0.56	0.50*	1.22	0.00	1.22
42.55	0.28	0.56	0.50*	1.21	0.00	1.21
42.60	0.28	0.56	0.50*	1.20	0.00	1.20
42.65	0.28	0.56	0.49*	1.19	0.00	1.19
42.70	0.28	0.56	0.49*	1.19	0.00	1.19
42.75	0.28	0.56	0.49*	1.18	0.00	1.18
42.80	0.28	0.56	0.49*	1.17	0.00	1.17
42.85	0.28	0.56	0.49*	1.16	0.00	1.16
42.90	0.27	0.56	0.49*	1.15	0.00	1.15
42.95	0.27	0.56	0.49*	1.15	0.00	1.15
43.00	0.27	0.56	0.48*	1.14	0.00	1.14
43.05	0.27	0.56	0.48*	1.13	0.00	1.13
43.10	0.27	0.56	0.48*	1.12	0.00	1.12
43.15	0.27	0.56	0.48*	1.11	0.00	1.11
43.20	0.27	0.56	0.48*	1.11	0.00	1.11
43.25	0.27	0.56	0.48*	1.10	0.00	1.10
43.30	0.27	0.56	0.48*	1.09	0.00	1.09
43.35	0.27	0.56	0.47*	1.08	0.00	1.08
43.40	0.27	0.56	0.47*	1.07	0.00	1.07
43.45	0.27	0.56	0.47*	1.07	0.00	1.07
43.50	0.27	0.56	0.47*	1.06	0.00	1.06
43.55	0.26	0.56	0.47*	1.05	0.00	1.05
43.60	0.26	0.56	0.47*	1.04	0.00	1.04
43.65	0.26	0.56	0.47*	1.03	0.00	1.03
43.70	0.26	0.56	0.46*	1.02	0.00	1.02
43.75	0.26	0.56	0.46*	1.02	0.00	1.02
43.80	0.26	0.56	0.46*	1.01	0.00	1.01
43.85	0.26	0.56	0.46*	1.00	0.00	1.00
43.90	0.26	0.56	0.46*	0.99	0.00	0.99
43.95	0.26	0.56	0.46*	0.98	0.00	0.98
44.00	0.26	0.56	0.46*	0.97	0.00	0.97
44.05	0.26	0.57	0.46*	0.97	0.00	0.97
44.10	0.26	0.57	0.45*	0.96	0.00	0.96

44.15	0.26	0.57	0.45*	0.95	0.00	0.95
44.20	0.25	0.57	0.45*	0.94	0.00	0.94
44.25	0.25	0.57	0.45*	0.93	0.00	0.93
44.30	0.25	0.57	0.45*	0.92	0.00	0.92
44.35	0.25	0.57	0.45*	0.92	0.00	0.92
44.40	0.25	0.57	0.45*	0.91	0.00	0.91
44.45	0.25	0.57	0.44*	0.90	0.00	0.90
44.50	0.25	0.57	0.44*	0.89	0.00	0.89
44.55	0.25	0.57	0.44*	0.88	0.00	0.88
44.60	0.25	0.57	0.44*	0.87	0.00	0.87
44.65	0.25	0.57	0.44*	0.86	0.00	0.86
44.70	0.25	0.57	0.44*	0.86	0.00	0.86
44.75	0.25	0.57	0.44*	0.85	0.00	0.85
44.80	0.25	0.57	0.44*	0.84	0.00	0.84
44.85	0.25	0.57	0.43*	0.83	0.00	0.83
44.90	0.25	0.57	0.43*	0.82	0.00	0.82
44.95	0.24	0.57	0.43*	0.81	0.00	0.81
45.00	0.24	0.57	0.43*	0.80	0.00	0.80
45.05	0.25	0.57	0.43*	0.79	0.00	0.79
45.10	0.25	0.57	0.44*	0.79	0.00	0.79
45.15	0.25	0.57	0.44*	0.78	0.00	0.78
45.20	0.25	0.57	0.44*	0.77	0.00	0.77
45.25	0.25	0.57	0.44*	0.76	0.00	0.76
45.30	0.25	0.57	0.44*	0.75	0.00	0.75
45.35	0.25	0.57	0.45*	0.74	0.00	0.74
45.40	0.25	0.57	0.45*	0.73	0.00	0.73
45.45	0.26	0.57	0.45*	0.73	0.00	0.73
45.50	0.26	0.57	0.45*	0.72	0.00	0.72
45.55	0.26	0.57	0.46*	0.71	0.00	0.71
45.60	0.26	0.57	0.46*	0.70	0.00	0.70
45.65	0.26	0.57	0.46*	0.69	0.00	0.69
45.70	0.26	0.57	0.46*	0.68	0.00	0.68
45.75	0.26	0.57	0.47*	0.68	0.00	0.68
45.80	0.26	0.57	0.47*	0.67	0.00	0.67
45.85	0.27	0.57	0.47*	0.66	0.00	0.66
45.90	0.27	0.57	0.47*	0.65	0.00	0.65
45.95	0.27	0.57	0.48*	0.64	0.00	0.64
46.00	0.27	0.57	0.48*	0.63	0.00	0.63
46.05	0.27	0.57	0.48*	0.63	0.00	0.63
46.10	0.27	0.57	0.48*	0.62	0.00	0.62
46.15	0.27	0.57	0.49*	0.61	0.00	0.61
46.20	0.28	0.57	0.49*	0.60	0.00	0.60
46.25	0.28	0.57	0.49*	0.60	0.00	0.60
46.30	0.28	0.57	0.49*	0.59	0.00	0.59
46.35	0.28	0.57	0.50*	0.58	0.00	0.58
46.40	0.28	0.57	0.50*	0.57	0.00	0.57
46.45	0.28	0.57	0.50*	0.56	0.00	0.56
46.50	0.28	0.57	0.50*	0.56	0.00	0.56

46.55	0.29	0.57	0.51*	0.55	0.00	0.55
46.60	0.29	0.57	0.51*	0.54	0.00	0.54
46.65	0.29	0.57	0.51*	0.53	0.00	0.53
46.70	0.29	0.57	0.51*	0.53	0.00	0.53
46.75	0.29	0.57	0.52*	0.52	0.00	0.52
46.80	0.29	0.57	0.52*	0.51	0.00	0.51
46.85	0.30	0.57	0.52*	0.50	0.00	0.50
46.90	0.30	0.57	0.53*	0.50	0.00	0.50
46.95	0.30	0.57	0.53*	0.49	0.00	0.49
47.00	0.30	0.57	0.53*	0.48	0.00	0.48
47.05	0.30	0.57	0.53*	0.48	0.00	0.48
47.10	0.30	0.57	0.54*	0.47	0.00	0.47
47.15	0.31	0.57	0.54*	0.46	0.00	0.46
47.20	0.31	0.57	0.54*	0.45	0.00	0.45
47.25	0.31	0.57	0.55*	0.45	0.00	0.45
47.30	0.31	0.57	0.55*	0.44	0.00	0.44
47.35	0.31	0.57	0.55*	0.43	0.00	0.43
47.40	0.31	0.57	0.56*	0.43	0.00	0.43
47.45	0.32	0.57	0.56*	0.42	0.00	0.42
47.50	0.32	0.57	0.56*	0.41	0.00	0.41
47.55	0.32	0.57	0.56*	0.40	0.00	0.40
47.60	0.32	0.57	0.57*	0.40	0.00	0.40
47.65	0.32	0.57	0.57*	0.39	0.00	0.39
47.70	0.33	0.57	0.57*	0.38	0.00	0.38
47.75	0.33	0.57	0.58*	0.38	0.00	0.38
47.80	0.33	0.57	0.58*	0.37	0.00	0.37
47.85	0.33	0.57	0.58*	0.36	0.00	0.36
47.90	0.33	0.57	0.59*	0.36	0.00	0.36
47.95	0.34	0.57	0.59*	0.35	0.00	0.35
48.00	0.34	0.57	0.60*	0.34	0.00	0.34
48.05	0.34	0.57	0.60*	0.34	0.00	0.34
48.10	0.34	0.57	0.60*	0.33	0.00	0.33
48.15	0.34	0.57	0.61*	0.33	0.00	0.33
48.20	0.35	0.57	0.61*	0.32	0.00	0.32
48.25	0.35	0.57	0.61*	0.31	0.00	0.31
48.30	0.35	0.57	0.62*	0.31	0.00	0.31
48.35	0.35	0.57	0.62*	0.30	0.00	0.30
48.40	0.35	0.57	0.63*	0.29	0.00	0.29
48.45	0.36	0.57	0.63*	0.29	0.00	0.29
48.50	0.36	0.57	0.64*	0.28	0.00	0.28
48.55	0.36	0.57	0.64*	0.28	0.00	0.28
48.60	0.36	0.57	0.64*	0.27	0.00	0.27
48.65	0.37	0.57	0.65*	0.26	0.00	0.26
48.70	0.37	0.57	0.65*	0.26	0.00	0.26
48.75	0.37	0.57	0.66*	0.25	0.00	0.25
48.80	0.38	0.57	0.66*	0.25	0.00	0.25
48.85	0.38	0.57	0.67*	0.24	0.00	0.24
48.90	0.38	0.57	0.67*	0.23	0.00	0.23

48.95	0.38	0.57	0.68*	0.23	0.00	0.23
49.00	0.39	0.57	0.69*	0.22	0.00	0.22
49.05	0.39	0.57	0.69*	0.22	0.00	0.22
49.10	0.40	0.57	0.70*	0.21	0.00	0.21
49.15	0.40	0.57	0.71*	0.21	0.00	0.21
49.20	0.40	0.57	0.71*	0.20	0.00	0.20
49.25	0.41	0.57	0.72*	0.20	0.00	0.20
49.30	0.41	0.57	0.73*	0.19	0.00	0.19
49.35	0.42	0.57	0.74*	0.19	0.00	0.19
49.40	0.42	0.57	0.75*	0.18	0.00	0.18
49.45	0.43	0.57	0.76*	0.18	0.00	0.18
49.50	0.44	0.57	0.77*	0.17	0.00	0.17
49.55	0.45	0.57	0.79*	0.17	0.00	0.17
49.60	0.46	0.57	0.81*	0.16	0.00	0.16
49.65	0.47	0.57	0.84*	0.16	0.00	0.16
49.70	0.49	0.57	0.87*	0.15	0.00	0.15
49.75	0.52	0.57	0.93*	0.15	0.00	0.15
49.80	0.53	0.56	0.94*	0.14	0.00	0.14
49.85	0.53	0.56	0.94*	0.14	0.00	0.14
49.90	0.53	0.56	0.94*	0.13	0.00	0.13
49.95	0.53	0.56	0.94*	0.13	0.00	0.13
50.00	0.53	0.56	0.94*	0.13	0.00	0.13
50.05	0.53	0.56	0.94*	0.12	0.00	0.12
50.10	0.53	0.56	0.94*	0.12	0.00	0.12
50.15	0.53	0.56	0.94*	0.11	0.00	0.11
50.20	0.53	0.56	0.94*	0.11	0.00	0.11
50.25	0.53	0.56	0.94*	0.11	0.00	0.11
50.30	0.53	0.56	0.94*	0.10	0.00	0.10
50.35	0.53	0.56	0.94*	0.10	0.00	0.10
50.40	0.53	0.56	0.94*	0.09	0.00	0.09
50.45	0.53	0.56	0.94*	0.09	0.00	0.09
50.50	0.53	0.56	0.94*	0.09	0.00	0.09
50.55	0.53	0.56	0.94*	0.08	0.00	0.08
50.60	0.53	0.56	0.94*	0.08	0.00	0.08
50.65	0.53	0.56	0.94*	0.07	0.00	0.07
50.70	0.53	0.56	0.94*	0.07	0.00	0.07
50.75	0.53	0.56	0.94*	0.06	0.00	0.06
50.80	0.53	0.56	0.94*	0.06	0.00	0.06
50.85	0.53	0.56	0.94*	0.06	0.00	0.06
50.90	0.53	0.56	0.94*	0.05	0.00	0.05
50.95	0.53	0.56	0.94*	0.05	0.00	0.05
51.00	0.53	0.56	0.94*	0.04	0.00	0.04
51.05	0.53	0.56	0.94*	0.04	0.00	0.04
51.10	0.53	0.56	0.94*	0.03	0.00	0.03
51.15	0.53	0.56	0.94*	0.03	0.00	0.03
51.20	0.53	0.56	0.94*	0.03	0.00	0.03
51.25	0.53	0.56	0.94*	0.02	0.00	0.02
51.30	0.53	0.56	0.94*	0.02	0.00	0.02

51.35	0.53	0.56	0.94*	0.01	0.00	0.01
51.40	0.53	0.56	0.94*	0.01	0.00	0.01
51.45	0.53	0.56	0.94*	0.00	0.00	0.00
51.50	0.53	0.56	0.94*	0.00	0.00	0.00

* F.S.<1, Liquefaction Potential Zone
(F.S. is limited to 5, CRR is limited to 2, CSR is limited to 2)

Units: Unit: qc, fs, Stress or Pressure = atm (1.0581tsf); Unit Weight = pcf; Depth = ft; Settlement = in.

---

1 atm (atmosphere) = 1 tsf (ton/ft2)

CRRm	Cyclic resistance ratio from soils
CSRsf	Cyclic stress ratio induced by a given earthquake (with user request factor of safety)
F.S.	Factor of Safety against liquefaction, F.S.=CRRm/CSRsf
S_sat	Settlement from saturated sands
S_dry	Settlement from Unsaturated Sands
S_all	Total Settlement from Saturated and Unsaturated Sands
NoLiq	No-Liquefy Soils

Appendix D

EZ-Frisk Output Files

Deterministic Spectra Results using EZ-FRISK 7.65 Build 004

Largest Amplitudes of Ground Motions Considering All Sources Calculated using Weighted Mean of Attenuation Equations

Amplitude Units: Acceleration (g)

Fractile: 0.84

Period	Amplitude	Magnitude	Closest Distance(km)	Region	Controlling Source
PGA	9.905e-001	7.00 Mw	5.00	USGS 2008 California	California Gridded
0.03	1.062e+000	7.00 Mw	5.00	USGS 2008 California	California Gridded
0.05	1.169e+000	7.00 Mw	5.00	USGS 2008 California	California Gridded
0.1	1.531e+000	7.00 Mw	5.00	USGS 2008 California	California Gridded
0.2	1.981e+000	7.00 Mw	5.00	USGS 2008 California	California Gridded
0.3	2.112e+000	7.00 Mw	5.00	USGS 2008 California	California Gridded
0.4	2.163e+000	7.00 Mw	5.00	USGS 2008 California	California Gridded
0.5	2.145e+000	7.00 Mw	5.00	USGS 2008 California	California Gridded
0.75	2.007e+000	8.20 Mw	3.79	USGS 2008 California	Southern San Andreas
1	1.858e+000	8.20 Mw	3.79	USGS 2008 California	Southern San Andreas
2	1.358e+000	8.20 Mw	3.79	USGS 2008 California	Southern San Andreas
3	1.067e+000	8.20 Mw	3.79	USGS 2008 California	Southern San Andreas
4	8.342e-001	8.20 Mw	3.79	USGS 2008 California	Southern San Andreas

Fractile: Mean

Period	Amplitude	Magnitude	Closest Distance(km)	Region	Controlling Source
PGA	6.535e-001	7.00 Mw	5.00	USGS 2008 California	California Gridded
0.03	7.005e-001	7.00 Mw	5.00	USGS 2008 California	California Gridded
0.05	7.712e-001	7.00 Mw	5.00	USGS 2008 California	California Gridded

0.1	1.009e+000	7.00 Mw	5.00	USGS 2008 California	California Gridded
0.2	1.307e+000	7.00 Mw	5.00	USGS 2008 California	California Gridded
0.3	1.391e+000	7.00 Mw	5.00	USGS 2008 California	California Gridded
0.4	1.433e+000	7.00 Mw	5.00	USGS 2008 California	California Gridded
0.5	1.425e+000	7.00 Mw	5.00	USGS 2008 California	California Gridded
0.75	1.326e+000	8.20 Mw	3.79	USGS 2008 California	Southern San Andreas
1	1.219e+000	8.20 Mw	3.79	USGS 2008 California	Southern San Andreas
2	8.733e-001	8.20 Mw	3.79	USGS 2008 California	Southern San Andreas
3	6.841e-001	8.20 Mw	3.79	USGS 2008 California	Southern San Andreas
4	5.334e-001	8.20 Mw	3.79	USGS 2008 California	Southern San Andreas

Largest Amplitudes of Ground Motions Considering Sources Calculated with Boore-Atkinson (2008) NGA USGS 2008 MRC

Amplitude Units: Acceleration (g)

Fractile: 0.84

Period	Amplitude	Magnitude	Closest Distance(km)	Region	Controlling Source
PGA	1.052e+000	7.60 Mw	5.00	USGS 2008 California	San Gorgornio Shear Gridded
0.03	1.164e+000	7.60 Mw	5.00	USGS 2008 California	San Gorgornio Shear Gridded
0.05	1.305e+000	7.60 Mw	5.00	USGS 2008 California	San Gorgornio Shear Gridded
0.1	1.831e+000	7.60 Mw	5.00	USGS 2008 California	San Gorgornio Shear Gridded
0.2	2.357e+000	7.00 Mw	5.00	USGS 2008 California	California Gridded
0.3	2.564e+000	7.00 Mw	5.00	USGS 2008 California	California Gridded
0.4	2.649e+000	7.00 Mw	5.00	USGS 2008 California	California Gridded
0.5	2.622e+000	7.00 Mw	5.00	USGS 2008 California	California Gridded
0.75	2.320e+000	7.60 Mw	5.00	USGS 2008 California	San Gorgornio Shear Gridded
1	1.849e+000	7.60 Mw	5.00	USGS 2008 California	San Gorgornio Shear Gridded

2	1.146e+000	7.60 Mw	5.00	USGS 2008 California	San Gorgornio Shear Gridded
3	1.082e+000	8.20 Mw	3.79	USGS 2008 California	Southern San Andreas
4	8.583e-001	8.20 Mw	3.79	USGS 2008 California	Southern San Andreas

Fractile: Mean

Period	Amplitude	Magnitude	Closest Distance(km)	Region	Controlling Source
PGA	6.943e-001	7.60 Mw	5.00	USGS 2008 California	San Gorgornio Shear Gridded
0.03	7.680e-001	7.60 Mw	5.00	USGS 2008 California	San Gorgornio Shear Gridded
0.05	8.613e-001	7.60 Mw	5.00	USGS 2008 California	San Gorgornio Shear Gridded
0.1	1.204e+000	7.60 Mw	5.00	USGS 2008 California	San Gorgornio Shear Gridded
0.2	1.555e+000	7.00 Mw	5.00	USGS 2008 California	California Gridded
0.3	1.685e+000	7.00 Mw	5.00	USGS 2008 California	California Gridded
0.4	1.745e+000	7.00 Mw	5.00	USGS 2008 California	California Gridded
0.5	1.718e+000	7.00 Mw	5.00	USGS 2008 California	California Gridded
0.75	1.504e+000	7.60 Mw	5.00	USGS 2008 California	San Gorgornio Shear Gridded
1	1.198e+000	7.60 Mw	5.00	USGS 2008 California	San Gorgornio Shear Gridded
2	7.297e-001	7.60 Mw	5.00	USGS 2008 California	San Gorgornio Shear Gridded
3	6.903e-001	8.20 Mw	3.79	USGS 2008 California	Southern San Andreas
4	5.470e-001	8.20 Mw	3.79	USGS 2008 California	Southern San Andreas

Largest Amplitudes of Ground Motions Considering Sources Calculated with Campbell-Bozorgnia (2008) NGA USGS 2008 MRC

Amplitude Units: Acceleration (g)

Fractile: 0.84

Period	Amplitude	Magnitude	Closest Distance(km)	Region	Controlling Source

PGA	8.404e-001	7.00 Mw	5.00	USGS 2008 California	California Gridded
0.03	8.698e-001	7.00 Mw	5.00	USGS 2008 California	California Gridded
0.05	9.546e-001	7.00 Mw	5.00	USGS 2008 California	California Gridded
0.1	1.202e+000	7.00 Mw	5.00	USGS 2008 California	California Gridded
0.2	1.541e+000	7.00 Mw	5.00	USGS 2008 California	California Gridded
0.3	1.652e+000	7.00 Mw	5.00	USGS 2008 California	California Gridded
0.4	1.743e+000	7.00 Mw	5.00	USGS 2008 California	California Gridded
0.5	1.838e+000	8.20 Mw	3.79	USGS 2008 California	Southern San Andreas
0.75	1.993e+000	8.20 Mw	3.79	USGS 2008 California	Southern San Andreas
1	2.045e+000	8.20 Mw	3.79	USGS 2008 California	Southern San Andreas
2	1.729e+000	8.20 Mw	3.79	USGS 2008 California	Southern San Andreas
3	1.281e+000	8.20 Mw	3.79	USGS 2008 California	Southern San Andreas
4	1.024e+000	8.20 Mw	3.79	USGS 2008 California	Southern San Andreas

Fractile: Mean

Period	Amplitude	Magnitude	Closest Distance(km)	Region	Controlling Source
PGA	5.545e-001	7.00 Mw	5.00	USGS 2008 California	California Gridded
0.03	5.739e-001	7.00 Mw	5.00	USGS 2008 California	California Gridded
0.05	6.298e-001	7.00 Mw	5.00	USGS 2008 California	California Gridded
0.1	7.930e-001	7.00 Mw	5.00	USGS 2008 California	California Gridded
0.2	1.017e+000	7.00 Mw	5.00	USGS 2008 California	California Gridded
0.3	1.090e+000	7.00 Mw	5.00	USGS 2008 California	California Gridded
0.4	1.159e+000	7.00 Mw	5.00	USGS 2008 California	California Gridded
0.5	1.232e+000	8.20 Mw	3.79	USGS 2008 California	Southern San Andreas
0.75	1.325e+000	8.20 Mw	3.79	USGS 2008 California	Southern San Andreas
1	1.347e+000	8.20 Mw	3.79	USGS 2008 California	Southern San Andreas
2	1.117e+000	8.20 Mw	3.79	USGS 2008 California	Southern San Andreas
3	8.277e-001	8.20 Mw	3.79	USGS 2008 California	Southern San Andreas

4	6.612e-001	8.20 Mw	3.79	USGS 2008 California	Southern San Andreas

Largest Amplitudes of Ground Motions Considering Sources Calculated with Chiou-Youngs (2007) NGA USGS 2008 MRC
Amplitude Units: Acceleration (g)

Fractile: 0.84

Period	Amplitude	Magnitude	Closest Distance(km)	Region	Controlling Source
PGA	1.131e+000	7.60 Mw	5.00	USGS 2008 California	San Gorgornio Shear Gridded
0.03	1.209e+000	7.60 Mw	5.00	USGS 2008 California	San Gorgornio Shear Gridded
0.05	1.318e+000	7.60 Mw	5.00	USGS 2008 California	San Gorgornio Shear Gridded
0.1	1.670e+000	7.60 Mw	5.00	USGS 2008 California	San Gorgornio Shear Gridded
0.2	2.123e+000	7.60 Mw	5.00	USGS 2008 California	San Gorgornio Shear Gridded
0.3	2.231e+000	7.60 Mw	5.00	USGS 2008 California	San Gorgornio Shear Gridded
0.4	2.262e+000	8.20 Mw	3.79	USGS 2008 California	Southern San Andreas
0.5	2.222e+000	8.20 Mw	3.79	USGS 2008 California	Southern San Andreas
0.75	2.055e+000	8.20 Mw	3.79	USGS 2008 California	Southern San Andreas
1	1.939e+000	8.20 Mw	3.79	USGS 2008 California	Southern San Andreas
2	1.204e+000	8.20 Mw	3.79	USGS 2008 California	Southern San Andreas
3	8.384e-001	8.20 Mw	3.79	USGS 2008 California	Southern San Andreas
4	6.202e-001	8.20 Mw	3.79	USGS 2008 California	Southern San Andreas

Fractile: Mean

Period	Amplitude	Magnitude	Closest Distance(km)	Region	Controlling Source
PGA	7.465e-001	7.60 Mw	5.00	USGS 2008 California	San Gorgornio Shear Gridded
0.03	7.974e-001	7.60 Mw	5.00	USGS 2008 California	San Gorgornio Shear Gridded
0.05	8.693e-001	7.60 Mw	5.00	USGS 2008 California	San Gorgornio Shear Gridded

0.1	1.102e+000	7.60 Mw	5.00	USGS 2008 California	San Gorgornio Shear Gridded
0.2	1.400e+000	7.60 Mw	5.00	USGS 2008 California	San Gorgornio Shear Gridded
0.3	1.472e+000	7.60 Mw	5.00	USGS 2008 California	San Gorgornio Shear Gridded
0.4	1.505e+000	8.20 Mw	3.79	USGS 2008 California	Southern San Andreas
0.5	1.490e+000	8.20 Mw	3.79	USGS 2008 California	Southern San Andreas
0.75	1.374e+000	8.20 Mw	3.79	USGS 2008 California	Southern San Andreas
1	1.279e+000	8.20 Mw	3.79	USGS 2008 California	Southern San Andreas
2	7.763e-001	8.20 Mw	3.79	USGS 2008 California	Southern San Andreas
3	5.342e-001	8.20 Mw	3.79	USGS 2008 California	Southern San Andreas
4	3.920e-001	8.20 Mw	3.79	USGS 2008 California	Southern San Andreas

Largest Amplitudes of Ground Motions for Each Source

Source: Burnt Mtn
Region: USGS 2008 California
Closest Distance: 73.45 km
Amplitude Units: Acceleration (g)
Magnitude: 6.80 Mw
Fractile: 0.84
Column 1: Spectral Period
Column 2: Acceleration (g) for: Weighted Mean of Attenuation Equations
Column 3: Acceleration (g) for: Boore-Atkinson (2008) NGA USGS 2008 MRC
Column 4: Acceleration (g) for: Campbell-Bozorgnia (2008) NGA USGS 2008 MRC
Column 5: Acceleration (g) for: Chiou-Youngs (2007) NGA USGS 2008 MRC

1	2	3	4	5
PGA	1.243e-001	1.665e-001	1.123e-001	9.417e-002

0.03	1.269e-001	1.664e-001	1.166e-001	9.780e-002
0.05	1.388e-001	1.744e-001	1.312e-001	1.107e-001
0.1	1.935e-001	2.342e-001	1.831e-001	1.633e-001
0.2	2.792e-001	3.582e-001	2.559e-001	2.234e-001
0.3	2.848e-001	3.663e-001	2.676e-001	2.206e-001
0.4	2.736e-001	3.612e-001	2.501e-001	2.094e-001
0.5	2.611e-001	3.470e-001	2.411e-001	1.953e-001
0.75	2.099e-001	2.768e-001	1.950e-001	1.578e-001
1	1.727e-001	2.264e-001	1.585e-001	1.332e-001
2	8.653e-002	1.155e-001	7.768e-002	6.643e-002
3	5.286e-002	6.742e-002	4.966e-002	4.149e-002
4	3.902e-002	5.083e-002	3.727e-002	2.895e-002

Fractile: Mean
Column 1: Spectral Period
Column 2: Acceleration (g) for: Weighted Mean of Attenuation Equations
Column 3: Acceleration (g) for: Boore-Atkinson (2008) NGA USGS 2008 MRC
Column 4: Acceleration (g) for: Campbell-Bozorgnia (2008) NGA USGS 2008 MRC
Column 5: Acceleration (g) for: Chiou-Youngs (2007) NGA USGS 2008 MRC

1	2	3	4	5
PGA	8.203e-002	1.098e-001	7.413e-002	6.214e-002
0.03	8.375e-002	1.098e-001	7.692e-002	6.453e-002
0.05	9.156e-002	1.151e-001	8.655e-002	7.306e-002
0.1	1.275e-001	1.539e-001	1.208e-001	1.077e-001
0.2	1.842e-001	2.363e-001	1.688e-001	1.474e-001
0.3	1.876e-001	2.407e-001	1.765e-001	1.456e-001
0.4	1.808e-001	2.378e-001	1.663e-001	1.381e-001
0.5	1.720e-001	2.274e-001	1.601e-001	1.284e-001

0.75	1.369e-001	1.794e-001	1.282e-001	1.030e-001
1	1.123e-001	1.467e-001	1.037e-001	8.644e-002
2	5.545e-002	7.355e-002	5.021e-002	4.260e-002
3	3.383e-002	4.301e-002	3.208e-002	2.639e-002
4	2.491e-002	3.239e-002	2.407e-002	1.828e-002

Source: Calico-Hidalgo
Region: USGS 2008 California
Closest Distance: 89.59 km
Amplitude Units: Acceleration (g)
Magnitude: 7.40 Mw
Fractile: 0.84
Column 1: Spectral Period
Column 2: Acceleration (g) for: Weighted Mean of Attenuation Equations
Column 3: Acceleration (g) for: Boore-Atkinson (2008) NGA USGS 2008 MRC
Column 4: Acceleration (g) for: Campbell-Bozorgnia (2008) NGA USGS 2008 MRC
Column 5: Acceleration (g) for: Chiou-Youngs (2007) NGA USGS 2008 MRC

1	2	3	4	5
PGA	1.386e-001	1.715e-001	1.213e-001	1.230e-001
0.03	1.425e-001	1.751e-001	1.251e-001	1.272e-001
0.05	1.551e-001	1.845e-001	1.386e-001	1.421e-001
0.1	2.074e-001	2.327e-001	1.826e-001	2.067e-001
0.2	2.856e-001	3.040e-001	2.621e-001	2.906e-001
0.3	3.013e-001	3.209e-001	2.878e-001	2.952e-001
0.4	2.943e-001	3.263e-001	2.753e-001	2.814e-001
0.5	2.928e-001	3.281e-001	2.822e-001	2.680e-001

0.75	2.588e-001	2.953e-001	2.555e-001	2.256e-001
1	2.252e-001	2.553e-001	2.235e-001	1.969e-001
2	1.287e-001	1.496e-001	1.299e-001	1.067e-001
3	8.719e-002	1.036e-001	8.785e-002	7.009e-002
4	6.504e-002	7.667e-002	6.790e-002	5.054e-002

Fractile: Mean
Column 1: Spectral Period
Column 2: Acceleration (g) for: Weighted Mean of Attenuation Equations
Column 3: Acceleration (g) for: Boore-Atkinson (2008) NGA USGS 2008 MRC
Column 4: Acceleration (g) for: Campbell-Bozorgnia (2008) NGA USGS 2008 MRC
Column 5: Acceleration (g) for: Chiou-Youngs (2007) NGA USGS 2008 MRC

1	2	3	4	5
PGA	9.145e-002	1.132e-001	8.004e-002	8.117e-002
0.03	9.400e-002	1.156e-001	8.254e-002	8.390e-002
0.05	1.023e-001	1.217e-001	9.144e-002	9.378e-002
0.1	1.366e-001	1.529e-001	1.205e-001	1.364e-001
0.2	1.884e-001	2.006e-001	1.729e-001	1.917e-001
0.3	1.985e-001	2.109e-001	1.899e-001	1.948e-001
0.4	1.950e-001	2.148e-001	1.831e-001	1.871e-001
0.5	1.933e-001	2.150e-001	1.875e-001	1.774e-001
0.75	1.691e-001	1.915e-001	1.680e-001	1.479e-001
1	1.466e-001	1.654e-001	1.463e-001	1.282e-001
2	8.259e-002	9.527e-002	8.396e-002	6.855e-002
3	5.582e-002	6.610e-002	5.675e-002	4.462e-002
4	4.155e-002	4.886e-002	4.384e-002	3.194e-002

Source: California Gridded
Region: USGS 2008 California
Closest Distance: 5.00 km
Amplitude Units: Acceleration (g)
Magnitude: 7.00 Mw
Fractile: 0.84
Column 1: Spectral Period
Column 2: Acceleration (g) for: Weighted Mean of Attenuation Equations
Column 3: Acceleration (g) for: Boore-Atkinson (2008) NGA USGS 2008 MRC
Column 4: Acceleration (g) for: Campbell-Bozorgnia (2008) NGA USGS 2008 MRC
Column 5: Acceleration (g) for: Chiou-Youngs (2007) NGA USGS 2008 MRC

1	2	3	4	5
PGA	9.905e-001	1.037e+000	8.404e-001	1.099e+000
0.03	1.062e+000	1.145e+000	8.698e-001	1.173e+000
0.05	1.169e+000	1.283e+000	9.546e-001	1.281e+000
0.1	1.531e+000	1.780e+000	1.202e+000	1.626e+000
0.2	1.981e+000	2.357e+000	1.541e+000	2.046e+000
0.3	2.112e+000	2.564e+000	1.652e+000	2.121e+000
0.4	2.163e+000	2.649e+000	1.743e+000	2.097e+000
0.5	2.145e+000	2.622e+000	1.802e+000	2.010e+000
0.75	1.889e+000	2.293e+000	1.616e+000	1.759e+000
1	1.579e+000	1.767e+000	1.408e+000	1.561e+000
2	7.887e-001	9.069e-001	7.428e-001	7.788e-001
3	5.030e-001	5.658e-001	4.546e-001	4.887e-001
4	3.644e-001	4.096e-001	3.454e-001	3.383e-001

Fractile: Mean

Column 1: Spectral Period
Column 2: Acceleration (g) for: Weighted Mean of Attenuation Equations
Column 3: Acceleration (g) for: Boore-Atkinson (2008) NGA USGS 2008 MRC
Column 4: Acceleration (g) for: Campbell-Bozorgnia (2008) NGA USGS 2008 MRC
Column 5: Acceleration (g) for: Chiou-Youngs (2007) NGA USGS 2008 MRC

1	2	3	4	5
PGA	6.535e-001	6.842e-001	5.545e-001	7.250e-001
0.03	7.005e-001	7.553e-001	5.739e-001	7.743e-001
0.05	7.712e-001	8.467e-001	6.298e-001	8.450e-001
0.1	1.009e+000	1.170e+000	7.930e-001	1.073e+000
0.2	1.307e+000	1.555e+000	1.017e+000	1.350e+000
0.3	1.391e+000	1.685e+000	1.090e+000	1.399e+000
0.4	1.433e+000	1.745e+000	1.159e+000	1.395e+000
0.5	1.425e+000	1.718e+000	1.208e+000	1.347e+000
0.75	1.246e+000	1.486e+000	1.075e+000	1.175e+000
1	1.034e+000	1.145e+000	9.280e-001	1.029e+000
2	5.064e-001	5.777e-001	4.801e-001	5.019e-001
3	3.220e-001	3.609e-001	2.937e-001	3.114e-001
4	2.326e-001	2.610e-001	2.230e-001	2.138e-001

Source: Chino
Region: USGS 2008 California
Closest Distance: 43.18 km
Amplitude Units: Acceleration (g)
Magnitude: 6.80 Mw
Fractile: 0.84

Column 1: Spectral Period
Column 2: Acceleration (g) for: Weighted Mean of Attenuation Equations
Column 3: Acceleration (g) for: Boore-Atkinson (2008) NGA USGS 2008 MRC
Column 4: Acceleration (g) for: Campbell-Bozorgnia (2008) NGA USGS 2008 MRC
Column 5: Acceleration (g) for: Chiou-Youngs (2007) NGA USGS 2008 MRC

1	2	3	4	5
PGA	2.006e-001	2.605e-001	1.770e-001	1.643e-001
0.03	2.073e-001	2.640e-001	1.852e-001	1.726e-001
0.05	2.296e-001	2.791e-001	2.114e-001	1.983e-001
0.1	3.278e-001	3.809e-001	3.091e-001	2.934e-001
0.2	4.507e-001	5.544e-001	4.155e-001	3.822e-001
0.3	4.431e-001	5.486e-001	4.142e-001	3.665e-001
0.4	4.197e-001	5.368e-001	3.856e-001	3.366e-001
0.5	3.965e-001	5.106e-001	3.678e-001	3.112e-001
0.75	3.151e-001	4.023e-001	2.947e-001	2.484e-001
1	2.580e-001	3.251e-001	2.408e-001	2.083e-001
2	1.287e-001	1.633e-001	1.200e-001	1.029e-001
3	7.895e-002	9.516e-002	7.723e-002	6.446e-002
4	5.814e-002	7.123e-002	5.817e-002	4.503e-002

Fractile: Mean
Column 1: Spectral Period
Column 2: Acceleration (g) for: Weighted Mean of Attenuation Equations
Column 3: Acceleration (g) for: Boore-Atkinson (2008) NGA USGS 2008 MRC
Column 4: Acceleration (g) for: Campbell-Bozorgnia (2008) NGA USGS 2008 MRC
Column 5: Acceleration (g) for: Chiou-Youngs (2007) NGA USGS 2008 MRC

1	2	3	4	5

PGA	1.324e-001	1.719e-001	1.168e-001	1.084e-001
0.03	1.368e-001	1.742e-001	1.222e-001	1.139e-001
0.05	1.515e-001	1.841e-001	1.395e-001	1.308e-001
0.1	2.159e-001	2.503e-001	2.039e-001	1.936e-001
0.2	2.974e-001	3.658e-001	2.741e-001	2.522e-001
0.3	2.919e-001	3.605e-001	2.733e-001	2.418e-001
0.4	2.778e-001	3.535e-001	2.565e-001	2.234e-001
0.5	2.617e-001	3.346e-001	2.448e-001	2.055e-001
0.75	2.058e-001	2.608e-001	1.940e-001	1.626e-001
1	1.679e-001	2.106e-001	1.577e-001	1.354e-001
2	8.254e-002	1.040e-001	7.754e-002	6.604e-002
3	5.053e-002	6.070e-002	4.989e-002	4.101e-002
4	3.713e-002	4.539e-002	3.756e-002	2.844e-002

```
Source: Clamshell-Sawpit
Region: USGS 2008 California
  Closest Distance: 54.95 km
  Amplitude Units: Acceleration (g)
  Magnitude: 6.70 Mw
  Fractile: 0.84
  Column 1: Spectral Period
  Column 2: Acceleration (g) for: Weighted Mean of Attenuation Equations
  Column 3: Acceleration (g) for: Boore-Atkinson (2008) NGA USGS 2008 MRC
  Column 4: Acceleration (g) for: Campbell-Bozorgnia (2008) NGA USGS 2008 MRC
  Column 5: Acceleration (g) for: Chiou-Youngs (2007) NGA USGS 2008 MRC

      1          2              3              4              5
```

PGA	1.574e-001	2.043e-001	1.387e-001	1.293e-001
0.03	1.620e-001	2.061e-001	1.447e-001	1.351e-001
0.05	1.785e-001	2.166e-001	1.645e-001	1.544e-001
0.1	2.541e-001	2.965e-001	2.375e-001	2.282e-001
0.2	3.611e-001	4.569e-001	3.240e-001	3.024e-001
0.3	3.668e-001	4.801e-001	3.279e-001	2.924e-001
0.4	3.440e-001	4.543e-001	3.045e-001	2.730e-001
0.5	3.253e-001	4.346e-001	2.890e-001	2.524e-001
0.75	2.582e-001	3.465e-001	2.282e-001	2.000e-001
1	2.052e-001	2.672e-001	1.836e-001	1.646e-001
2	9.056e-002	1.130e-001	8.828e-002	7.043e-002
3	5.349e-002	6.197e-002	5.628e-002	4.222e-002
4	3.829e-002	4.353e-002	4.221e-002	2.914e-002

Fractile: Mean
Column 1: Spectral Period
Column 2: Acceleration (g) for: Weighted Mean of Attenuation Equations
Column 3: Acceleration (g) for: Boore-Atkinson (2008) NGA USGS 2008 MRC
Column 4: Acceleration (g) for: Campbell-Bozorgnia (2008) NGA USGS 2008 MRC
Column 5: Acceleration (g) for: Chiou-Youngs (2007) NGA USGS 2008 MRC

1	2	3	4	5
PGA	1.039e-001	1.348e-001	9.153e-002	8.529e-002
0.03	1.069e-001	1.360e-001	9.550e-002	8.916e-002
0.05	1.178e-001	1.429e-001	1.086e-001	1.018e-001
0.1	1.674e-001	1.949e-001	1.567e-001	1.506e-001
0.2	2.383e-001	3.015e-001	2.138e-001	1.996e-001
0.3	2.416e-001	3.155e-001	2.164e-001	1.930e-001
0.4	2.273e-001	2.992e-001	2.026e-001	1.803e-001

0.5	2.144e-001	2.849e-001	1.922e-001	1.660e-001
0.75	1.685e-001	2.246e-001	1.501e-001	1.306e-001
1	1.334e-001	1.731e-001	1.202e-001	1.068e-001
2	5.805e-002	7.195e-002	5.706e-002	4.515e-002
3	3.424e-002	3.953e-002	3.636e-002	2.685e-002
4	2.446e-002	2.774e-002	2.726e-002	1.840e-002

Source: Cleghorn
Region: USGS 2008 California
Closest Distance: 16.10 km
Amplitude Units: Acceleration (g)
Magnitude: 6.80 Mw
Fractile: 0.84
Column 1: Spectral Period
Column 2: Acceleration (g) for: Weighted Mean of Attenuation Equations
Column 3: Acceleration (g) for: Boore-Atkinson (2008) NGA USGS 2008 MRC
Column 4: Acceleration (g) for: Campbell-Bozorgnia (2008) NGA USGS 2008 MRC
Column 5: Acceleration (g) for: Chiou-Youngs (2007) NGA USGS 2008 MRC

1	2	3	4	5
PGA	4.123e-001	4.397e-001	3.837e-001	4.134e-001
0.03	4.342e-001	4.587e-001	4.040e-001	4.400e-001
0.05	4.865e-001	4.926e-001	4.644e-001	5.023e-001
0.1	7.020e-001	6.930e-001	6.980e-001	7.150e-001
0.2	9.223e-001	9.658e-001	8.938e-001	9.073e-001
0.3	8.963e-001	9.522e-001	8.553e-001	8.814e-001
0.4	8.608e-001	9.530e-001	8.102e-001	8.194e-001

0.5	8.097e-001	9.136e-001	7.657e-001	7.499e-001
0.75	6.569e-001	7.322e-001	6.173e-001	6.212e-001
1	5.452e-001	5.902e-001	5.140e-001	5.315e-001
2	2.791e-001	2.980e-001	2.682e-001	2.712e-001
3	1.734e-001	1.742e-001	1.740e-001	1.720e-001
4	1.268e-001	1.286e-001	1.310e-001	1.206e-001

Fractile: Mean
Column 1: Spectral Period
Column 2: Acceleration (g) for: Weighted Mean of Attenuation Equations
Column 3: Acceleration (g) for: Boore-Atkinson (2008) NGA USGS 2008 MRC
Column 4: Acceleration (g) for: Campbell-Bozorgnia (2008) NGA USGS 2008 MRC
Column 5: Acceleration (g) for: Chiou-Youngs (2007) NGA USGS 2008 MRC

1	2	3	4	5
PGA	2.720e-001	2.901e-001	2.532e-001	2.728e-001
0.03	2.865e-001	3.027e-001	2.666e-001	2.903e-001
0.05	3.210e-001	3.250e-001	3.064e-001	3.314e-001
0.1	4.626e-001	4.554e-001	4.606e-001	4.718e-001
0.2	6.085e-001	6.372e-001	5.897e-001	5.986e-001
0.3	5.905e-001	6.258e-001	5.643e-001	5.815e-001
0.4	5.705e-001	6.275e-001	5.389e-001	5.450e-001
0.5	5.379e-001	5.988e-001	5.131e-001	5.019e-001
0.75	4.309e-001	4.747e-001	4.079e-001	4.102e-001
1	3.558e-001	3.823e-001	3.374e-001	3.477e-001
2	1.792e-001	1.898e-001	1.734e-001	1.744e-001
3	1.110e-001	1.111e-001	1.124e-001	1.095e-001
4	8.092e-002	8.196e-002	8.461e-002	7.620e-002

Source: Cucamonga
Region: USGS 2008 California
Closest Distance: 17.31 km
Amplitude Units: Acceleration (g)
Magnitude: 6.70 Mw
Fractile: 0.84
Column 1: Spectral Period
Column 2: Acceleration (g) for: Weighted Mean of Attenuation Equations
Column 3: Acceleration (g) for: Boore-Atkinson (2008) NGA USGS 2008 MRC
Column 4: Acceleration (g) for: Campbell-Bozorgnia (2008) NGA USGS 2008 MRC
Column 5: Acceleration (g) for: Chiou-Youngs (2007) NGA USGS 2008 MRC

1	2	3	4	5
PGA	3.909e-001	4.086e-001	3.590e-001	4.050e-001
0.03	4.120e-001	4.270e-001	3.782e-001	4.308e-001
0.05	4.615e-001	4.572e-001	4.356e-001	4.917e-001
0.1	6.691e-001	6.473e-001	6.601e-001	6.999e-001
0.2	8.873e-001	9.296e-001	8.458e-001	8.865e-001
0.3	8.741e-001	9.586e-001	8.054e-001	8.581e-001
0.4	8.269e-001	9.276e-001	7.582e-001	7.950e-001
0.5	7.772e-001	8.929e-001	7.096e-001	7.290e-001
0.75	6.264e-001	7.221e-001	5.607e-001	5.965e-001
1	5.048e-001	5.546e-001	4.602e-001	4.995e-001
2	2.286e-001	2.340e-001	2.322e-001	2.197e-001
3	1.368e-001	1.284e-001	1.491e-001	1.330e-001
4	9.741e-002	8.839e-002	1.118e-001	9.201e-002

Fractile: Mean
Column 1: Spectral Period
Column 2: Acceleration (g) for: Weighted Mean of Attenuation Equations
Column 3: Acceleration (g) for: Boore-Atkinson (2008) NGA USGS 2008 MRC
Column 4: Acceleration (g) for: Campbell-Bozorgnia (2008) NGA USGS 2008 MRC
Column 5: Acceleration (g) for: Chiou-Youngs (2007) NGA USGS 2008 MRC

1	2	3	4	5
PGA	2.579e-001	2.696e-001	2.368e-001	2.672e-001
0.03	2.718e-001	2.817e-001	2.495e-001	2.842e-001
0.05	3.045e-001	3.017e-001	2.874e-001	3.244e-001
0.1	4.409e-001	4.254e-001	4.355e-001	4.618e-001
0.2	5.855e-001	6.134e-001	5.581e-001	5.849e-001
0.3	5.759e-001	6.300e-001	5.314e-001	5.662e-001
0.4	5.480e-001	6.108e-001	5.043e-001	5.288e-001
0.5	5.157e-001	5.853e-001	4.752e-001	4.867e-001
0.75	4.106e-001	4.681e-001	3.704e-001	3.932e-001
1	3.292e-001	3.593e-001	3.020e-001	3.263e-001
2	1.467e-001	1.490e-001	1.501e-001	1.411e-001
3	8.761e-002	8.188e-002	9.634e-002	8.461e-002
4	6.221e-002	5.633e-002	7.220e-002	5.810e-002

Source: Elsinore
Region: USGS 2008 California
Closest Distance: 43.43 km
Amplitude Units: Acceleration (g)
Magnitude: 7.85 Mw

Fractile: 0.84
Column 1: Spectral Period
Column 2: Acceleration (g) for: Weighted Mean of Attenuation Equations
Column 3: Acceleration (g) for: Boore-Atkinson (2008) NGA USGS 2008 MRC
Column 4: Acceleration (g) for: Campbell-Bozorgnia (2008) NGA USGS 2008 MRC
Column 5: Acceleration (g) for: Chiou-Youngs (2007) NGA USGS 2008 MRC

1	2	3	4	5
PGA	3.142e-001	3.783e-001	2.445e-001	3.197e-001
0.03	3.312e-001	4.021e-001	2.542e-001	3.373e-001
0.05	3.657e-001	4.301e-001	2.846e-001	3.825e-001
0.1	4.928e-001	5.411e-001	3.879e-001	5.493e-001
0.2	6.156e-001	5.916e-001	5.328e-001	7.224e-001
0.3	6.279e-001	6.075e-001	5.615e-001	7.147e-001
0.4	6.085e-001	6.091e-001	5.435e-001	6.727e-001
0.5	6.029e-001	6.142e-001	5.732e-001	6.214e-001
0.75	5.563e-001	5.851e-001	5.566e-001	5.273e-001
1	4.950e-001	5.016e-001	5.201e-001	4.635e-001
2	3.081e-001	3.171e-001	3.507e-001	2.565e-001
3	2.236e-001	2.528e-001	2.468e-001	1.711e-001
4	1.687e-001	1.875e-001	1.941e-001	1.246e-001

Fractile: Mean
Column 1: Spectral Period
Column 2: Acceleration (g) for: Weighted Mean of Attenuation Equations
Column 3: Acceleration (g) for: Boore-Atkinson (2008) NGA USGS 2008 MRC
Column 4: Acceleration (g) for: Campbell-Bozorgnia (2008) NGA USGS 2008 MRC
Column 5: Acceleration (g) for: Chiou-Youngs (2007) NGA USGS 2008 MRC

1	2	3	4	5
PGA	2.073e-001	2.496e-001	1.613e-001	2.109e-001
0.03	2.185e-001	2.653e-001	1.677e-001	2.226e-001
0.05	2.413e-001	2.838e-001	1.878e-001	2.524e-001
0.1	3.247e-001	3.556e-001	2.559e-001	3.625e-001
0.2	4.062e-001	3.903e-001	3.515e-001	4.767e-001
0.3	4.138e-001	3.993e-001	3.705e-001	4.715e-001
0.4	4.034e-001	4.011e-001	3.615e-001	4.475e-001
0.5	4.003e-001	4.025e-001	3.824e-001	4.161e-001
0.75	3.649e-001	3.793e-001	3.669e-001	3.484e-001
1	3.231e-001	3.250e-001	3.408e-001	3.034e-001
2	1.979e-001	2.020e-001	2.267e-001	1.650e-001
3	1.432e-001	1.613e-001	1.594e-001	1.090e-001
4	1.079e-001	1.195e-001	1.254e-001	7.875e-002

Source: Elysian Park (Upper)
Region: USGS 2008 California
  Closest Distance: 77.36 km
  Amplitude Units: Acceleration (g)
  Magnitude: 6.70 Mw
  Fractile: 0.84
  Column 1: Spectral Period
  Column 2: Acceleration (g) for: Weighted Mean of Attenuation Equations
  Column 3: Acceleration (g) for: Boore-Atkinson (2008) NGA USGS 2008 MRC
  Column 4: Acceleration (g) for: Campbell-Bozorgnia (2008) NGA USGS 2008 MRC
  Column 5: Acceleration (g) for: Chiou-Youngs (2007) NGA USGS 2008 MRC

1	2	3	4	5
PGA	1.253e-001	1.424e-001	1.322e-001	1.014e-001
0.03	1.281e-001	1.426e-001	1.367e-001	1.050e-001
0.05	1.399e-001	1.489e-001	1.529e-001	1.179e-001
0.1	1.955e-001	2.017e-001	2.127e-001	1.720e-001
0.2	2.863e-001	3.234e-001	2.994e-001	2.359e-001
0.3	3.000e-001	3.509e-001	3.152e-001	2.338e-001
0.4	2.846e-001	3.358e-001	2.951e-001	2.230e-001
0.5	2.716e-001	3.249e-001	2.823e-001	2.076e-001
0.75	2.181e-001	2.633e-001	2.257e-001	1.654e-001
1	1.727e-001	2.051e-001	1.770e-001	1.360e-001
2	7.239e-002	8.800e-002	7.235e-002	5.682e-002
3	4.119e-002	4.845e-002	4.197e-002	3.315e-002
4	2.940e-002	3.425e-002	3.148e-002	2.247e-002

Fractile: Mean
Column 1: Spectral Period
Column 2: Acceleration (g) for: Weighted Mean of Attenuation Equations
Column 3: Acceleration (g) for: Boore-Atkinson (2008) NGA USGS 2008 MRC
Column 4: Acceleration (g) for: Campbell-Bozorgnia (2008) NGA USGS 2008 MRC
Column 5: Acceleration (g) for: Chiou-Youngs (2007) NGA USGS 2008 MRC

1	2	3	4	5
PGA	8.269e-002	9.395e-002	8.722e-002	6.689e-002
0.03	8.453e-002	9.411e-002	9.022e-002	6.926e-002
0.05	9.231e-002	9.827e-002	1.009e-001	7.781e-002
0.1	1.288e-001	1.326e-001	1.403e-001	1.135e-001
0.2	1.889e-001	2.134e-001	1.976e-001	1.557e-001
0.3	1.976e-001	2.306e-001	2.080e-001	1.543e-001

0.4	1.881e-001	2.211e-001	1.963e-001	1.469e-001
0.5	1.790e-001	2.130e-001	1.877e-001	1.363e-001
0.75	1.423e-001	1.707e-001	1.485e-001	1.078e-001
1	1.123e-001	1.329e-001	1.159e-001	8.815e-002
2	4.641e-002	5.605e-002	4.676e-002	3.642e-002
3	2.636e-002	3.090e-002	2.711e-002	2.108e-002
4	1.878e-002	2.183e-002	2.032e-002	1.419e-002

Source: Eureka Peak
Region: USGS 2008 California
Closest Distance: 79.99 km
Amplitude Units: Acceleration (g)
Magnitude: 6.70 Mw
Fractile: 0.84
Column 1: Spectral Period
Column 2: Acceleration (g) for: Weighted Mean of Attenuation Equations
Column 3: Acceleration (g) for: Boore-Atkinson (2008) NGA USGS 2008 MRC
Column 4: Acceleration (g) for: Campbell-Bozorgnia (2008) NGA USGS 2008 MRC
Column 5: Acceleration (g) for: Chiou-Youngs (2007) NGA USGS 2008 MRC

1	2	3	4	5
PGA	1.042e-001	1.372e-001	9.865e-002	7.659e-002
0.03	1.062e-001	1.371e-001	1.023e-001	7.919e-002
0.05	1.160e-001	1.440e-001	1.149e-001	8.918e-002
0.1	1.619e-001	1.946e-001	1.602e-001	1.311e-001
0.2	2.368e-001	3.037e-001	2.249e-001	1.819e-001
0.3	2.440e-001	3.141e-001	2.359e-001	1.821e-001

0.4	2.339e-001	3.071e-001	2.200e-001	1.747e-001
0.5	2.229e-001	2.948e-001	2.104e-001	1.633e-001
0.75	1.779e-001	2.342e-001	1.675e-001	1.319e-001
1	1.456e-001	1.913e-001	1.343e-001	1.112e-001
2	7.199e-002	9.677e-002	6.405e-002	5.515e-002
3	4.373e-002	5.602e-002	4.078e-002	3.438e-002
4	3.207e-002	4.172e-002	3.059e-002	2.389e-002

Fractile: Mean
Column 1: Spectral Period
Column 2: Acceleration (g) for: Weighted Mean of Attenuation Equations
Column 3: Acceleration (g) for: Boore-Atkinson (2008) NGA USGS 2008 MRC
Column 4: Acceleration (g) for: Campbell-Bozorgnia (2008) NGA USGS 2008 MRC
Column 5: Acceleration (g) for: Chiou-Youngs (2007) NGA USGS 2008 MRC

1	2	3	4	5
PGA	6.873e-002	9.056e-002	6.509e-002	5.054e-002
0.03	7.006e-002	9.046e-002	6.747e-002	5.225e-002
0.05	7.657e-002	9.504e-002	7.583e-002	5.884e-002
0.1	1.067e-001	1.279e-001	1.057e-001	8.652e-002
0.2	1.563e-001	2.004e-001	1.484e-001	1.200e-001
0.3	1.607e-001	2.064e-001	1.557e-001	1.200e-001
0.4	1.545e-001	2.022e-001	1.463e-001	1.148e-001
0.5	1.467e-001	1.932e-001	1.397e-001	1.070e-001
0.75	1.160e-001	1.518e-001	1.101e-001	8.591e-002
1	9.462e-002	1.239e-001	8.789e-002	7.205e-002
2	4.613e-002	6.164e-002	4.140e-002	3.534e-002
3	2.798e-002	3.574e-002	2.635e-002	2.186e-002
4	2.048e-002	2.659e-002	1.975e-002	1.509e-002

Source: Gravel Hills-Harper Lk
Region: USGS 2008 California
Closest Distance: 88.42 km
Amplitude Units: Acceleration (g)
Magnitude: 7.10 Mw
Fractile: 0.84
Column 1: Spectral Period
Column 2: Acceleration (g) for: Weighted Mean of Attenuation Equations
Column 3: Acceleration (g) for: Boore-Atkinson (2008) NGA USGS 2008 MRC
Column 4: Acceleration (g) for: Campbell-Bozorgnia (2008) NGA USGS 2008 MRC
Column 5: Acceleration (g) for: Chiou-Youngs (2007) NGA USGS 2008 MRC

1	2	3	4	5
PGA	1.181e-001	1.499e-001	1.074e-001	9.703e-002
0.03	1.208e-001	1.512e-001	1.110e-001	1.002e-001
0.05	1.314e-001	1.586e-001	1.236e-001	1.122e-001
0.1	1.786e-001	2.058e-001	1.662e-001	1.638e-001
0.2	2.540e-001	2.948e-001	2.369e-001	2.302e-001
0.3	2.662e-001	3.100e-001	2.560e-001	2.327e-001
0.4	2.589e-001	3.120e-001	2.423e-001	2.223e-001
0.5	2.533e-001	3.080e-001	2.413e-001	2.106e-001
0.75	2.149e-001	2.628e-001	2.069e-001	1.750e-001
1	1.824e-001	2.219e-001	1.743e-001	1.511e-001
2	9.816e-002	1.220e-001	9.299e-002	7.949e-002
3	6.342e-002	7.770e-002	6.128e-002	5.128e-002
4	4.714e-002	5.813e-002	4.675e-002	3.653e-002

Fractile: Mean
Column 1: Spectral Period
Column 2: Acceleration (g) for: Weighted Mean of Attenuation Equations
Column 3: Acceleration (g) for: Boore-Atkinson (2008) NGA USGS 2008 MRC
Column 4: Acceleration (g) for: Campbell-Bozorgnia (2008) NGA USGS 2008 MRC
Column 5: Acceleration (g) for: Chiou-Youngs (2007) NGA USGS 2008 MRC

1	2	3	4	5
PGA	7.794e-002	9.894e-002	7.088e-002	6.402e-002
0.03	7.970e-002	9.977e-002	7.322e-002	6.610e-002
0.05	8.673e-002	1.046e-001	8.153e-002	7.401e-002
0.1	1.177e-001	1.352e-001	1.097e-001	1.081e-001
0.2	1.676e-001	1.945e-001	1.563e-001	1.519e-001
0.3	1.754e-001	2.037e-001	1.689e-001	1.535e-001
0.4	1.713e-001	2.054e-001	1.612e-001	1.473e-001
0.5	1.670e-001	2.019e-001	1.603e-001	1.390e-001
0.75	1.403e-001	1.704e-001	1.360e-001	1.145e-001
1	1.187e-001	1.438e-001	1.141e-001	9.822e-002
2	6.295e-002	7.771e-002	6.010e-002	5.103e-002
3	4.060e-002	4.956e-002	3.958e-002	3.264e-002
4	3.011e-002	3.704e-002	3.019e-002	2.308e-002

Source: Helendale-So Lockhart
Region: USGS 2008 California
Closest Distance: 45.30 km
Amplitude Units: Acceleration (g)

Magnitude: 7.40 Mw
Fractile: 0.84
Column 1: Spectral Period
Column 2: Acceleration (g) for: Weighted Mean of Attenuation Equations
Column 3: Acceleration (g) for: Boore-Atkinson (2008) NGA USGS 2008 MRC
Column 4: Acceleration (g) for: Campbell-Bozorgnia (2008) NGA USGS 2008 MRC
Column 5: Acceleration (g) for: Chiou-Youngs (2007) NGA USGS 2008 MRC

1	2	3	4	5
PGA	2.508e-001	3.106e-001	2.061e-001	2.357e-001
0.03	2.619e-001	3.230e-001	2.148e-001	2.480e-001
0.05	2.896e-001	3.434e-001	2.424e-001	2.829e-001
0.1	3.994e-001	4.462e-001	3.396e-001	4.126e-001
0.2	5.191e-001	5.523e-001	4.633e-001	5.418e-001
0.3	5.219e-001	5.589e-001	4.780e-001	5.288e-001
0.4	5.004e-001	5.549e-001	4.549e-001	4.914e-001
0.5	4.866e-001	5.461e-001	4.598e-001	4.540e-001
0.75	4.223e-001	4.799e-001	4.111e-001	3.759e-001
1	3.631e-001	4.020e-001	3.624e-001	3.248e-001
2	2.059e-001	2.304e-001	2.144e-001	1.729e-001
3	1.397e-001	1.605e-001	1.454e-001	1.131e-001
4	1.044e-001	1.194e-001	1.124e-001	8.143e-002

Fractile: Mean
Column 1: Spectral Period
Column 2: Acceleration (g) for: Weighted Mean of Attenuation Equations
Column 3: Acceleration (g) for: Boore-Atkinson (2008) NGA USGS 2008 MRC
Column 4: Acceleration (g) for: Campbell-Bozorgnia (2008) NGA USGS 2008 MRC
Column 5: Acceleration (g) for: Chiou-Youngs (2007) NGA USGS 2008 MRC

1	2	3	4	5
PGA	1.655e-001	2.050e-001	1.360e-001	1.555e-001
0.03	1.728e-001	2.131e-001	1.417e-001	1.637e-001
0.05	1.911e-001	2.266e-001	1.599e-001	1.867e-001
0.1	2.632e-001	2.932e-001	2.241e-001	2.722e-001
0.2	3.425e-001	3.644e-001	3.057e-001	3.575e-001
0.3	3.439e-001	3.673e-001	3.154e-001	3.489e-001
0.4	3.316e-001	3.654e-001	3.025e-001	3.268e-001
0.5	3.223e-001	3.580e-001	3.064e-001	3.025e-001
0.75	2.765e-001	3.111e-001	2.708e-001	2.476e-001
1	2.366e-001	2.604e-001	2.374e-001	2.121e-001
2	1.322e-001	1.468e-001	1.386e-001	1.112e-001
3	8.944e-002	1.024e-001	9.392e-002	7.204e-002
4	6.670e-002	7.608e-002	7.256e-002	5.146e-002

Source: Hollywood
Region: USGS 2008 California
  Closest Distance: 88.99 km
  Amplitude Units: Acceleration (g)
  Magnitude: 6.70 Mw
  Fractile: 0.84
  Column 1: Spectral Period
  Column 2: Acceleration (g) for: Weighted Mean of Attenuation Equations
  Column 3: Acceleration (g) for: Boore-Atkinson (2008) NGA USGS 2008 MRC
  Column 4: Acceleration (g) for: Campbell-Bozorgnia (2008) NGA USGS 2008 MRC
  Column 5: Acceleration (g) for: Chiou-Youngs (2007) NGA USGS 2008 MRC

1	2	3	4	5
PGA	9.185e-002	1.190e-001	8.940e-002	6.714e-002
0.03	9.345e-002	1.187e-001	9.249e-002	6.915e-002
0.05	1.018e-001	1.245e-001	1.036e-001	7.739e-002
0.1	1.412e-001	1.675e-001	1.428e-001	1.133e-001
0.2	2.094e-001	2.656e-001	2.022e-001	1.603e-001
0.3	2.187e-001	2.789e-001	2.145e-001	1.627e-001
0.4	2.108e-001	2.746e-001	2.003e-001	1.574e-001
0.5	2.017e-001	2.652e-001	1.920e-001	1.480e-001
0.75	1.621e-001	2.126e-001	1.533e-001	1.205e-001
1	1.331e-001	1.745e-001	1.228e-001	1.020e-001
2	6.611e-002	8.892e-002	5.846e-002	5.096e-002
3	4.021e-002	5.158e-002	3.721e-002	3.183e-002
4	2.952e-002	3.850e-002	2.791e-002	2.214e-002

Fractile: Mean
Column 1: Spectral Period
Column 2: Acceleration (g) for: Weighted Mean of Attenuation Equations
Column 3: Acceleration (g) for: Boore-Atkinson (2008) NGA USGS 2008 MRC
Column 4: Acceleration (g) for: Campbell-Bozorgnia (2008) NGA USGS 2008 MRC
Column 5: Acceleration (g) for: Chiou-Youngs (2007) NGA USGS 2008 MRC

1	2	3	4	5
PGA	6.061e-002	7.853e-002	5.899e-002	4.430e-002
0.03	6.166e-002	7.833e-002	6.103e-002	4.562e-002
0.05	6.717e-002	8.213e-002	6.832e-002	5.106e-002
0.1	9.302e-002	1.101e-001	9.421e-002	7.475e-002
0.2	1.381e-001	1.752e-001	1.334e-001	1.057e-001

0.3	1.439e-001	1.833e-001	1.415e-001	1.071e-001
0.4	1.391e-001	1.808e-001	1.332e-001	1.034e-001
0.5	1.327e-001	1.738e-001	1.275e-001	9.687e-002
0.75	1.057e-001	1.378e-001	1.008e-001	7.840e-002
1	8.649e-002	1.131e-001	8.036e-002	6.606e-002
2	4.236e-002	5.664e-002	3.778e-002	3.265e-002
3	2.573e-002	3.290e-002	2.404e-002	2.024e-002
4	1.884e-002	2.453e-002	1.802e-002	1.398e-002

Source: Imp Extensional Gridded, Char, Normal
Region: USGS 2008 California
  Closest Distance: 5.00 km
  Amplitude Units: Acceleration (g)
  Magnitude: 7.00 Mw
  Fractile: 0.84
  Column 1: Spectral Period
  Column 2: Acceleration (g) for: Weighted Mean of Attenuation Equations
  Column 3: Acceleration (g) for: Boore-Atkinson (2008) NGA USGS 2008 MRC
  Column 4: Acceleration (g) for: Campbell-Bozorgnia (2008) NGA USGS 2008 MRC
  Column 5: Acceleration (g) for: Chiou-Youngs (2007) NGA USGS 2008 MRC

1	2	3	4	5
PGA	7.760e-001	8.574e-001	6.404e-001	8.301e-001
0.03	8.343e-001	9.421e-001	6.740e-001	8.870e-001
0.05	9.402e-001	1.073e+000	7.635e-001	9.846e-001
0.1	1.287e+000	1.542e+000	1.014e+000	1.304e+000
0.2	1.703e+000	2.043e+000	1.407e+000	1.658e+000

0.3	1.750e+000	2.073e+000	1.472e+000	1.705e+000
0.4	1.783e+000	2.166e+000	1.505e+000	1.679e+000
0.5	1.747e+000	2.111e+000	1.520e+000	1.610e+000
0.75	1.451e+000	1.600e+000	1.326e+000	1.428e+000
1	1.225e+000	1.222e+000	1.160e+000	1.293e+000
2	6.632e-001	6.066e-001	6.821e-001	7.008e-001
3	4.174e-001	3.567e-001	4.546e-001	4.410e-001
4	3.078e-001	2.726e-001	3.454e-001	3.055e-001

Fractile: Mean
Column 1: Spectral Period
Column 2: Acceleration (g) for: Weighted Mean of Attenuation Equations
Column 3: Acceleration (g) for: Boore-Atkinson (2008) NGA USGS 2008 MRC
Column 4: Acceleration (g) for: Campbell-Bozorgnia (2008) NGA USGS 2008 MRC
Column 5: Acceleration (g) for: Chiou-Youngs (2007) NGA USGS 2008 MRC

1	2	3	4	5
PGA	5.120e-001	5.658e-001	4.226e-001	5.477e-001
0.03	5.505e-001	6.216e-001	4.447e-001	5.853e-001
0.05	6.204e-001	7.077e-001	5.038e-001	6.496e-001
0.1	8.476e-001	1.013e+000	6.691e-001	8.603e-001
0.2	1.123e+000	1.348e+000	9.281e-001	1.094e+000
0.3	1.153e+000	1.362e+000	9.713e-001	1.125e+000
0.4	1.181e+000	1.426e+000	1.001e+000	1.117e+000
0.5	1.160e+000	1.383e+000	1.019e+000	1.079e+000
0.75	9.564e-001	1.037e+000	8.797e-001	9.525e-001
1	8.023e-001	7.914e-001	7.634e-001	8.520e-001
2	4.263e-001	3.864e-001	4.408e-001	4.516e-001
3	2.674e-001	2.275e-001	2.937e-001	2.809e-001

4	1.966e-001	1.737e-001	2.230e-001	1.931e-001

Source: Imp Extensional Gridded, Char, Strike Slip
Region: USGS 2008 California
  Closest Distance: 5.00 km
  Amplitude Units: Acceleration (g)
  Magnitude: 7.00 Mw
  Fractile: 0.84
  Column 1: Spectral Period
  Column 2: Acceleration (g) for: Weighted Mean of Attenuation Equations
  Column 3: Acceleration (g) for: Boore-Atkinson (2008) NGA USGS 2008 MRC
  Column 4: Acceleration (g) for: Campbell-Bozorgnia (2008) NGA USGS 2008 MRC
  Column 5: Acceleration (g) for: Chiou-Youngs (2007) NGA USGS 2008 MRC

1	2	3	4	5
PGA	9.164e-001	1.037e+000	6.964e-001	1.016e+000
0.03	9.864e-001	1.145e+000	7.293e-001	1.085e+000
0.05	1.097e+000	1.283e+000	8.186e-001	1.190e+000
0.1	1.455e+000	1.780e+000	1.055e+000	1.529e+000
0.2	1.858e+000	2.301e+000	1.346e+000	1.927e+000
0.3	1.923e+000	2.376e+000	1.406e+000	1.988e+000
0.4	1.970e+000	2.505e+000	1.450e+000	1.955e+000
0.5	1.932e+000	2.455e+000	1.474e+000	1.867e+000
0.75	1.676e+000	2.101e+000	1.296e+000	1.630e+000
1	1.432e+000	1.695e+000	1.141e+000	1.461e+000
2	7.887e-001	9.069e-001	6.804e-001	7.788e-001
3	5.030e-001	5.658e-001	4.546e-001	4.887e-001

4	3.644e-001	4.096e-001	3.454e-001	3.383e-001

Fractile: Mean
Column 1: Spectral Period
Column 2: Acceleration (g) for: Weighted Mean of Attenuation Equations
Column 3: Acceleration (g) for: Boore-Atkinson (2008) NGA USGS 2008 MRC
Column 4: Acceleration (g) for: Campbell-Bozorgnia (2008) NGA USGS 2008 MRC
Column 5: Acceleration (g) for: Chiou-Youngs (2007) NGA USGS 2008 MRC

1	2	3	4	5
PGA	6.047e-001	6.842e-001	4.595e-001	6.703e-001
0.03	6.508e-001	7.553e-001	4.812e-001	7.160e-001
0.05	7.240e-001	8.467e-001	5.401e-001	7.852e-001
0.1	9.582e-001	1.170e+000	6.960e-001	1.009e+000
0.2	1.226e+000	1.519e+000	8.879e-001	1.272e+000
0.3	1.267e+000	1.562e+000	9.277e-001	1.311e+000
0.4	1.305e+000	1.650e+000	9.646e-001	1.301e+000
0.5	1.283e+000	1.609e+000	9.884e-001	1.252e+000
0.75	1.104e+000	1.362e+000	8.606e-001	1.088e+000
1	9.373e-001	1.098e+000	7.509e-001	9.629e-001
2	5.064e-001	5.776e-001	4.398e-001	5.019e-001
3	3.220e-001	3.609e-001	2.937e-001	3.114e-001
4	2.326e-001	2.610e-001	2.230e-001	2.138e-001

Source: Imp Extensional Gridded, GR, Normal
Region: USGS 2008 California
Closest Distance: 5.01 km

Amplitude Units: Acceleration (g)
Magnitude: 7.00 Mw
Fractile: 0.84
Column 1: Spectral Period
Column 2: Acceleration (g) for: Weighted Mean of Attenuation Equations
Column 3: Acceleration (g) for: Boore-Atkinson (2008) NGA USGS 2008 MRC
Column 4: Acceleration (g) for: Campbell-Bozorgnia (2008) NGA USGS 2008 MRC
Column 5: Acceleration (g) for: Chiou-Youngs (2007) NGA USGS 2008 MRC

1	2	3	4	5
PGA	7.724e-001	8.480e-001	6.399e-001	8.293e-001
0.03	8.302e-001	9.310e-001	6.734e-001	8.861e-001
0.05	9.353e-001	1.059e+000	7.629e-001	9.837e-001
0.1	1.282e+000	1.530e+000	1.014e+000	1.303e+000
0.2	1.698e+000	2.032e+000	1.406e+000	1.657e+000
0.3	1.746e+000	2.062e+000	1.471e+000	1.704e+000
0.4	1.778e+000	2.154e+000	1.503e+000	1.678e+000
0.5	1.742e+000	2.100e+000	1.518e+000	1.608e+000
0.75	1.447e+000	1.591e+000	1.324e+000	1.426e+000
1	1.222e+000	1.215e+000	1.159e+000	1.292e+000
2	6.616e-001	6.038e-001	6.811e-001	6.999e-001
3	4.165e-001	3.551e-001	4.539e-001	4.403e-001
4	3.071e-001	2.714e-001	3.449e-001	3.051e-001

Fractile: Mean
Column 1: Spectral Period
Column 2: Acceleration (g) for: Weighted Mean of Attenuation Equations
Column 3: Acceleration (g) for: Boore-Atkinson (2008) NGA USGS 2008 MRC
Column 4: Acceleration (g) for: Campbell-Bozorgnia (2008) NGA USGS 2008 MRC

Column 5: Acceleration (g) for: Chiou-Youngs (2007) NGA USGS 2008 MRC

1	2	3	4	5
PGA	5.096e-001	5.595e-001	4.222e-001	5.472e-001
0.03	5.478e-001	6.143e-001	4.443e-001	5.847e-001
0.05	6.171e-001	6.990e-001	5.034e-001	6.490e-001
0.1	8.446e-001	1.005e+000	6.689e-001	8.596e-001
0.2	1.121e+000	1.341e+000	9.278e-001	1.093e+000
0.3	1.150e+000	1.355e+000	9.707e-001	1.124e+000
0.4	1.178e+000	1.419e+000	9.999e-001	1.116e+000
0.5	1.157e+000	1.376e+000	1.018e+000	1.078e+000
0.75	9.538e-001	1.032e+000	8.786e-001	9.513e-001
1	8.003e-001	7.874e-001	7.624e-001	8.510e-001
2	4.253e-001	3.846e-001	4.402e-001	4.510e-001
3	2.668e-001	2.265e-001	2.932e-001	2.805e-001
4	1.962e-001	1.730e-001	2.227e-001	1.928e-001

Source: Imp Extensional Gridded, GR, Strike Slip
Region: USGS 2008 California
Closest Distance: 5.01 km
Amplitude Units: Acceleration (g)
Magnitude: 7.00 Mw
Fractile: 0.84
Column 1: Spectral Period
Column 2: Acceleration (g) for: Weighted Mean of Attenuation Equations
Column 3: Acceleration (g) for: Boore-Atkinson (2008) NGA USGS 2008 MRC
Column 4: Acceleration (g) for: Campbell-Bozorgnia (2008) NGA USGS 2008 MRC

Column 5: Acceleration (g) for: Chiou-Youngs (2007) NGA USGS 2008 MRC

1	2	3	4	5
PGA	9.121e-001	1.026e+000	6.958e-001	1.015e+000
0.03	9.814e-001	1.131e+000	7.287e-001	1.084e+000
0.05	1.091e+000	1.267e+000	8.179e-001	1.189e+000
0.1	1.449e+000	1.766e+000	1.055e+000	1.528e+000
0.2	1.853e+000	2.289e+000	1.345e+000	1.926e+000
0.3	1.918e+000	2.364e+000	1.405e+000	1.986e+000
0.4	1.965e+000	2.492e+000	1.449e+000	1.954e+000
0.5	1.927e+000	2.443e+000	1.473e+000	1.865e+000
0.75	1.671e+000	2.090e+000	1.294e+000	1.628e+000
1	1.428e+000	1.686e+000	1.139e+000	1.459e+000
2	7.866e-001	9.027e-001	6.795e-001	7.777e-001
3	5.017e-001	5.632e-001	4.539e-001	4.880e-001
4	3.635e-001	4.078e-001	3.449e-001	3.378e-001

Fractile: Mean
Column 1: Spectral Period
Column 2: Acceleration (g) for: Weighted Mean of Attenuation Equations
Column 3: Acceleration (g) for: Boore-Atkinson (2008) NGA USGS 2008 MRC
Column 4: Acceleration (g) for: Campbell-Bozorgnia (2008) NGA USGS 2008 MRC
Column 5: Acceleration (g) for: Chiou-Youngs (2007) NGA USGS 2008 MRC

1	2	3	4	5
PGA	6.018e-001	6.767e-001	4.591e-001	6.697e-001
0.03	6.475e-001	7.464e-001	4.808e-001	7.153e-001
0.05	7.201e-001	8.362e-001	5.397e-001	7.845e-001
0.1	9.547e-001	1.160e+000	6.958e-001	1.008e+000

0.2	1.223e+000	1.510e+000	8.876e-001	1.271e+000
0.3	1.264e+000	1.554e+000	9.272e-001	1.310e+000
0.4	1.301e+000	1.641e+000	9.638e-001	1.299e+000
0.5	1.279e+000	1.601e+000	9.874e-001	1.250e+000
0.75	1.100e+000	1.355e+000	8.596e-001	1.087e+000
1	9.347e-001	1.092e+000	7.500e-001	9.617e-001
2	5.051e-001	5.749e-001	4.392e-001	5.012e-001
3	3.212e-001	3.593e-001	2.932e-001	3.110e-001
4	2.320e-001	2.599e-001	2.227e-001	2.135e-001

Source: Johnson Valley (No)
Region: USGS 2008 California
Closest Distance: 68.98 km
Amplitude Units: Acceleration (g)
Magnitude: 6.90 Mw
Fractile: 0.84
Column 1: Spectral Period
Column 2: Acceleration (g) for: Weighted Mean of Attenuation Equations
Column 3: Acceleration (g) for: Boore-Atkinson (2008) NGA USGS 2008 MRC
Column 4: Acceleration (g) for: Campbell-Bozorgnia (2008) NGA USGS 2008 MRC
Column 5: Acceleration (g) for: Chiou-Youngs (2007) NGA USGS 2008 MRC

1	2	3	4	5
PGA	1.375e-001	1.821e-001	1.224e-001	1.082e-001
0.03	1.408e-001	1.829e-001	1.271e-001	1.125e-001
0.05	1.542e-001	1.921e-001	1.431e-001	1.275e-001
0.1	2.146e-001	2.561e-001	1.997e-001	1.879e-001

0.2	3.040e-001	3.785e-001	2.782e-001	2.552e-001
0.3	3.092e-001	3.861e-001	2.905e-001	2.512e-001
0.4	2.965e-001	3.811e-001	2.722e-001	2.362e-001
0.5	2.842e-001	3.675e-001	2.645e-001	2.206e-001
0.75	2.314e-001	2.977e-001	2.175e-001	1.790e-001
1	1.919e-001	2.448e-001	1.791e-001	1.519e-001
2	9.830e-002	1.273e-001	9.067e-002	7.695e-002
3	6.132e-002	7.645e-002	5.877e-002	4.874e-002
4	4.540e-002	5.744e-002	4.446e-002	3.430e-002

Fractile: Mean
Column 1: Spectral Period
Column 2: Acceleration (g) for: Weighted Mean of Attenuation Equations
Column 3: Acceleration (g) for: Boore-Atkinson (2008) NGA USGS 2008 MRC
Column 4: Acceleration (g) for: Campbell-Bozorgnia (2008) NGA USGS 2008 MRC
Column 5: Acceleration (g) for: Chiou-Youngs (2007) NGA USGS 2008 MRC

1	2	3	4	5
PGA	9.075e-002	1.201e-001	8.075e-002	7.136e-002
0.03	9.292e-002	1.207e-001	8.386e-002	7.420e-002
0.05	1.018e-001	1.268e-001	9.442e-002	8.413e-002
0.1	1.414e-001	1.683e-001	1.318e-001	1.240e-001
0.2	2.006e-001	2.497e-001	1.836e-001	1.684e-001
0.3	2.037e-001	2.537e-001	1.917e-001	1.657e-001
0.4	1.961e-001	2.509e-001	1.810e-001	1.563e-001
0.5	1.874e-001	2.409e-001	1.758e-001	1.454e-001
0.75	1.510e-001	1.930e-001	1.430e-001	1.170e-001
1	1.248e-001	1.586e-001	1.172e-001	9.868e-002
2	6.302e-002	8.107e-002	5.860e-002	4.938e-002

3	3.925e-002	4.877e-002	3.796e-002	3.101e-002
4	2.899e-002	3.661e-002	2.871e-002	2.167e-002

Source: Landers
Region: USGS 2008 California
  Closest Distance: 76.41 km
  Amplitude Units: Acceleration (g)
  Magnitude: 7.40 Mw
  Fractile: 0.84
  Column 1: Spectral Period
  Column 2: Acceleration (g) for: Weighted Mean of Attenuation Equations
  Column 3: Acceleration (g) for: Boore-Atkinson (2008) NGA USGS 2008 MRC
  Column 4: Acceleration (g) for: Campbell-Bozorgnia (2008) NGA USGS 2008 MRC
  Column 5: Acceleration (g) for: Chiou-Youngs (2007) NGA USGS 2008 MRC

1	2	3	4	5
PGA	1.627e-001	2.054e-001	1.376e-001	1.452e-001
0.03	1.679e-001	2.104e-001	1.423e-001	1.509e-001
0.05	1.835e-001	2.221e-001	1.585e-001	1.699e-001
0.1	2.475e-001	2.823e-001	2.121e-001	2.480e-001
0.2	3.347e-001	3.626e-001	3.006e-001	3.408e-001
0.3	3.474e-001	3.762e-001	3.250e-001	3.409e-001
0.4	3.367e-001	3.786e-001	3.102e-001	3.213e-001
0.5	3.326e-001	3.773e-001	3.169e-001	3.035e-001
0.75	2.917e-001	3.359e-001	2.859e-001	2.533e-001
1	2.527e-001	2.875e-001	2.505e-001	2.200e-001
2	1.438e-001	1.670e-001	1.461e-001	1.183e-001

3	9.735e-002	1.157e-001	9.883e-002	7.751e-002
4	7.264e-002	8.569e-002	7.639e-002	5.584e-002

Fractile: Mean
Column 1: Spectral Period
Column 2: Acceleration (g) for: Weighted Mean of Attenuation Equations
Column 3: Acceleration (g) for: Boore-Atkinson (2008) NGA USGS 2008 MRC
Column 4: Acceleration (g) for: Campbell-Bozorgnia (2008) NGA USGS 2008 MRC
Column 5: Acceleration (g) for: Chiou-Youngs (2007) NGA USGS 2008 MRC

1	2	3	4	5
PGA	1.074e-001	1.355e-001	9.082e-002	9.579e-002
0.03	1.108e-001	1.388e-001	9.392e-002	9.954e-002
0.05	1.211e-001	1.466e-001	1.046e-001	1.121e-001
0.1	1.630e-001	1.855e-001	1.400e-001	1.636e-001
0.2	2.208e-001	2.392e-001	1.984e-001	2.249e-001
0.3	2.289e-001	2.472e-001	2.145e-001	2.250e-001
0.4	2.231e-001	2.493e-001	2.064e-001	2.137e-001
0.5	2.197e-001	2.473e-001	2.107e-001	2.011e-001
0.75	1.907e-001	2.177e-001	1.881e-001	1.662e-001
1	1.645e-001	1.863e-001	1.640e-001	1.433e-001
2	9.225e-002	1.063e-001	9.441e-002	7.598e-002
3	6.233e-002	7.380e-002	6.384e-002	4.935e-002
4	4.641e-002	5.461e-002	4.932e-002	3.529e-002

Source: Lenwood-Lockhart-Old Woman Springs
Region: USGS 2008 California

Closest Distance: 62.06 km
Amplitude Units: Acceleration (g)
Magnitude: 7.50 Mw
Fractile: 0.84
Column 1: Spectral Period
Column 2: Acceleration (g) for: Weighted Mean of Attenuation Equations
Column 3: Acceleration (g) for: Boore-Atkinson (2008) NGA USGS 2008 MRC
Column 4: Acceleration (g) for: Campbell-Bozorgnia (2008) NGA USGS 2008 MRC
Column 5: Acceleration (g) for: Chiou-Youngs (2007) NGA USGS 2008 MRC

1	2	3	4	5
PGA	2.057e-001	2.585e-001	1.681e-001	1.905e-001
0.03	2.137e-001	2.676e-001	1.744e-001	1.992e-001
0.05	2.348e-001	2.836e-001	1.950e-001	2.256e-001
0.1	3.180e-001	3.606e-001	2.643e-001	3.292e-001
0.2	4.179e-001	4.415e-001	3.694e-001	4.426e-001
0.3	4.280e-001	4.526e-001	3.937e-001	4.377e-001
0.4	4.132e-001	4.532e-001	3.765e-001	4.099e-001
0.5	4.069e-001	4.512e-001	3.865e-001	3.829e-001
0.75	3.595e-001	4.056e-001	3.537e-001	3.191e-001
1	3.126e-001	3.460e-001	3.145e-001	2.771e-001
2	1.809e-001	2.038e-001	1.897e-001	1.493e-001
3	1.244e-001	1.456e-001	1.296e-001	9.818e-002
4	9.309e-002	1.077e-001	1.006e-001	7.092e-002

Fractile: Mean
Column 1: Spectral Period
Column 2: Acceleration (g) for: Weighted Mean of Attenuation Equations
Column 3: Acceleration (g) for: Boore-Atkinson (2008) NGA USGS 2008 MRC

Column 4: Acceleration (g) for: Campbell-Bozorgnia (2008) NGA USGS 2008 MRC
Column 5: Acceleration (g) for: Chiou-Youngs (2007) NGA USGS 2008 MRC

1	2	3	4	5
PGA	1.357e-001	1.706e-001	1.109e-001	1.257e-001
0.03	1.410e-001	1.765e-001	1.151e-001	1.314e-001
0.05	1.549e-001	1.872e-001	1.287e-001	1.489e-001
0.1	2.095e-001	2.370e-001	1.744e-001	2.172e-001
0.2	2.757e-001	2.913e-001	2.438e-001	2.921e-001
0.3	2.820e-001	2.975e-001	2.598e-001	2.888e-001
0.4	2.738e-001	2.984e-001	2.504e-001	2.726e-001
0.5	2.692e-001	2.957e-001	2.572e-001	2.545e-001
0.75	2.352e-001	2.630e-001	2.328e-001	2.098e-001
1	2.036e-001	2.242e-001	2.060e-001	1.808e-001
2	1.161e-001	1.298e-001	1.226e-001	9.596e-002
3	7.970e-002	9.285e-002	8.372e-002	6.252e-002
4	5.948e-002	6.866e-002	6.496e-002	4.482e-002

Source: Mojave Shear Gridded
Region: USGS 2008 California
Closest Distance: 41.35 km
Amplitude Units: Acceleration (g)
Magnitude: 7.60 Mw
Fractile: 0.84
Column 1: Spectral Period
Column 2: Acceleration (g) for: Weighted Mean of Attenuation Equations
Column 3: Acceleration (g) for: Boore-Atkinson (2008) NGA USGS 2008 MRC

Column 4: Acceleration (g) for: Campbell-Bozorgnia (2008) NGA USGS 2008 MRC
Column 5: Acceleration (g) for: Chiou-Youngs (2007) NGA USGS 2008 MRC

1	2	3	4	5
PGA	3.153e-001	3.530e-001	2.343e-001	3.586e-001
0.03	3.312e-001	3.713e-001	2.441e-001	3.783e-001
0.05	3.658e-001	3.961e-001	2.750e-001	4.263e-001
0.1	4.983e-001	5.089e-001	3.827e-001	6.032e-001
0.2	6.329e-001	5.948e-001	5.211e-001	7.830e-001
0.3	6.380e-001	6.052e-001	5.395e-001	7.692e-001
0.4	6.134e-001	6.032e-001	5.173e-001	7.197e-001
0.5	5.968e-001	5.996e-001	5.321e-001	6.586e-001
0.75	5.292e-001	5.459e-001	4.932e-001	5.486e-001
1	4.603e-001	4.610e-001	4.466e-001	4.733e-001
2	2.667e-001	2.760e-001	2.809e-001	2.432e-001
3	1.837e-001	2.043e-001	1.939e-001	1.529e-001
4	1.368e-001	1.519e-001	1.512e-001	1.073e-001

Fractile: Mean
Column 1: Spectral Period
Column 2: Acceleration (g) for: Weighted Mean of Attenuation Equations
Column 3: Acceleration (g) for: Boore-Atkinson (2008) NGA USGS 2008 MRC
Column 4: Acceleration (g) for: Campbell-Bozorgnia (2008) NGA USGS 2008 MRC
Column 5: Acceleration (g) for: Chiou-Youngs (2007) NGA USGS 2008 MRC

1	2	3	4	5
PGA	2.080e-001	2.329e-001	1.546e-001	2.366e-001
0.03	2.186e-001	2.450e-001	1.611e-001	2.496e-001
0.05	2.414e-001	2.614e-001	1.814e-001	2.813e-001

0.1	3.283e-001	3.344e-001	2.525e-001	3.980e-001
0.2	4.176e-001	3.925e-001	3.438e-001	5.166e-001
0.3	4.204e-001	3.978e-001	3.560e-001	5.075e-001
0.4	4.066e-001	3.972e-001	3.440e-001	4.787e-001
0.5	3.964e-001	3.930e-001	3.549e-001	4.414e-001
0.75	3.472e-001	3.539e-001	3.250e-001	3.627e-001
1	3.004e-001	2.987e-001	2.926e-001	3.099e-001
2	1.713e-001	1.758e-001	1.816e-001	1.565e-001
3	1.177e-001	1.303e-001	1.253e-001	9.737e-002
4	8.740e-002	9.680e-002	9.763e-002	6.779e-002

Source: Newport-Inglewood
Region: USGS 2008 California
Closest Distance: 84.08 km
Amplitude Units: Acceleration (g)
Magnitude: 7.50 Mw
Fractile: 0.84
Column 1: Spectral Period
Column 2: Acceleration (g) for: Weighted Mean of Attenuation Equations
Column 3: Acceleration (g) for: Boore-Atkinson (2008) NGA USGS 2008 MRC
Column 4: Acceleration (g) for: Campbell-Bozorgnia (2008) NGA USGS 2008 MRC
Column 5: Acceleration (g) for: Chiou-Youngs (2007) NGA USGS 2008 MRC

1	2	3	4	5
PGA	1.565e-001	1.941e-001	1.332e-001	1.425e-001
0.03	1.614e-001	1.993e-001	1.374e-001	1.477e-001
0.05	1.760e-001	2.104e-001	1.523e-001	1.654e-001

0.1	2.350e-001	2.639e-001	2.006e-001	2.406e-001
0.2	3.179e-001	3.317e-001	2.870e-001	3.350e-001
0.3	3.337e-001	3.479e-001	3.149e-001	3.386e-001
0.4	3.255e-001	3.532e-001	3.020e-001	3.214e-001
0.5	3.243e-001	3.560e-001	3.120e-001	3.051e-001
0.75	2.895e-001	3.246e-001	2.872e-001	2.569e-001
1	2.535e-001	2.815e-001	2.547e-001	2.245e-001
2	1.475e-001	1.678e-001	1.525e-001	1.223e-001
3	1.014e-001	1.196e-001	1.041e-001	8.065e-002
4	7.576e-002	8.820e-002	8.078e-002	5.832e-002

Fractile: Mean
Column 1: Spectral Period
Column 2: Acceleration (g) for: Weighted Mean of Attenuation Equations
Column 3: Acceleration (g) for: Boore-Atkinson (2008) NGA USGS 2008 MRC
Column 4: Acceleration (g) for: Campbell-Bozorgnia (2008) NGA USGS 2008 MRC
Column 5: Acceleration (g) for: Chiou-Youngs (2007) NGA USGS 2008 MRC

1	2	3	4	5
PGA	1.033e-001	1.281e-001	8.787e-002	9.399e-002
0.03	1.065e-001	1.315e-001	9.068e-002	9.742e-002
0.05	1.161e-001	1.388e-001	1.005e-001	1.092e-001
0.1	1.548e-001	1.734e-001	1.324e-001	1.588e-001
0.2	2.097e-001	2.189e-001	1.894e-001	2.210e-001
0.3	2.199e-001	2.286e-001	2.077e-001	2.234e-001
0.4	2.157e-001	2.326e-001	2.008e-001	2.138e-001
0.5	2.143e-001	2.333e-001	2.074e-001	2.022e-001
0.75	1.893e-001	2.104e-001	1.890e-001	1.686e-001
1	1.651e-001	1.824e-001	1.667e-001	1.463e-001

2	9.466e-002	1.069e-001	9.858e-002	7.857e-002
3	6.494e-002	7.627e-002	6.723e-002	5.135e-002
4	4.840e-002	5.621e-002	5.216e-002	3.686e-002

Source: North Frontal (East)
Region: USGS 2008 California
Closest Distance: 44.27 km
Amplitude Units: Acceleration (g)
Magnitude: 7.00 Mw
Fractile: 0.84
Column 1: Spectral Period
Column 2: Acceleration (g) for: Weighted Mean of Attenuation Equations
Column 3: Acceleration (g) for: Boore-Atkinson (2008) NGA USGS 2008 MRC
Column 4: Acceleration (g) for: Campbell-Bozorgnia (2008) NGA USGS 2008 MRC
Column 5: Acceleration (g) for: Chiou-Youngs (2007) NGA USGS 2008 MRC

1	2	3	4	5
PGA	2.289e-001	2.852e-001	1.900e-001	2.115e-001
0.03	2.381e-001	2.926e-001	1.985e-001	2.231e-001
0.05	2.631e-001	3.081e-001	2.255e-001	2.558e-001
0.1	3.718e-001	4.152e-001	3.245e-001	3.756e-001
0.2	5.058e-001	5.890e-001	4.390e-001	4.893e-001
0.3	5.109e-001	6.180e-001	4.434e-001	4.713e-001
0.4	4.815e-001	5.955e-001	4.161e-001	4.329e-001
0.5	4.602e-001	5.782e-001	4.047e-001	3.977e-001
0.75	3.802e-001	4.829e-001	3.367e-001	3.209e-001
1	3.091e-001	3.768e-001	2.823e-001	2.681e-001

2	1.448e-001	1.681e-001	1.479e-001	1.185e-001
3	8.875e-002	9.891e-002	9.556e-002	7.178e-002
4	6.406e-002	7.017e-002	7.190e-002	5.011e-002

Fractile: Mean
Column 1: Spectral Period
Column 2: Acceleration (g) for: Weighted Mean of Attenuation Equations
Column 3: Acceleration (g) for: Boore-Atkinson (2008) NGA USGS 2008 MRC
Column 4: Acceleration (g) for: Campbell-Bozorgnia (2008) NGA USGS 2008 MRC
Column 5: Acceleration (g) for: Chiou-Youngs (2007) NGA USGS 2008 MRC

1	2	3	4	5
PGA	1.511e-001	1.882e-001	1.254e-001	1.396e-001
0.03	1.571e-001	1.931e-001	1.310e-001	1.472e-001
0.05	1.736e-001	2.033e-001	1.488e-001	1.688e-001
0.1	2.449e-001	2.729e-001	2.141e-001	2.478e-001
0.2	3.337e-001	3.886e-001	2.896e-001	3.229e-001
0.3	3.366e-001	4.061e-001	2.926e-001	3.110e-001
0.4	3.189e-001	3.921e-001	2.768e-001	2.879e-001
0.5	3.043e-001	3.790e-001	2.696e-001	2.645e-001
0.75	2.486e-001	3.131e-001	2.217e-001	2.111e-001
1	2.013e-001	2.441e-001	1.849e-001	1.749e-001
2	9.293e-002	1.070e-001	9.559e-002	7.616e-002
3	5.684e-002	6.309e-002	6.173e-002	4.570e-002
4	4.094e-002	4.472e-002	4.642e-002	3.166e-002

Source: North Frontal (West)

Region: USGS 2008 California
Closest Distance: 17.78 km
Amplitude Units: Acceleration (g)
Magnitude: 7.20 Mw
Fractile: 0.84
Column 1: Spectral Period
Column 2: Acceleration (g) for: Weighted Mean of Attenuation Equations
Column 3: Acceleration (g) for: Boore-Atkinson (2008) NGA USGS 2008 MRC
Column 4: Acceleration (g) for: Campbell-Bozorgnia (2008) NGA USGS 2008 MRC
Column 5: Acceleration (g) for: Chiou-Youngs (2007) NGA USGS 2008 MRC

1	2	3	4	5
PGA	5.140e-001	5.253e-001	4.249e-001	5.918e-001
0.03	5.470e-001	5.589e-001	4.447e-001	6.374e-001
0.05	6.094e-001	6.002e-001	5.040e-001	7.240e-001
0.1	8.579e-001	8.333e-001	7.367e-001	1.004e+000
0.2	1.112e+000	1.109e+000	9.569e-001	1.269e+000
0.3	1.124e+000	1.183e+000	9.412e-001	1.247e+000
0.4	1.081e+000	1.164e+000	9.070e-001	1.173e+000
0.5	1.040e+000	1.144e+000	8.937e-001	1.081e+000
0.75	8.938e-001	1.003e+000	7.771e-001	9.016e-001
1	7.456e-001	7.806e-001	6.822e-001	7.741e-001
2	3.692e-001	3.680e-001	3.888e-001	3.507e-001
3	2.288e-001	2.331e-001	2.464e-001	2.068e-001
4	1.630e-001	1.650e-001	1.811e-001	1.429e-001

Fractile: Mean
Column 1: Spectral Period
Column 2: Acceleration (g) for: Weighted Mean of Attenuation Equations

Column 3: Acceleration (g) for: Boore-Atkinson (2008) NGA USGS 2008 MRC
Column 4: Acceleration (g) for: Campbell-Bozorgnia (2008) NGA USGS 2008 MRC
Column 5: Acceleration (g) for: Chiou-Youngs (2007) NGA USGS 2008 MRC

1	2	3	4	5
PGA	3.392e-001	3.466e-001	2.804e-001	3.905e-001
0.03	3.609e-001	3.688e-001	2.934e-001	4.206e-001
0.05	4.021e-001	3.960e-001	3.326e-001	4.777e-001
0.1	5.653e-001	5.476e-001	4.861e-001	6.622e-001
0.2	7.335e-001	7.316e-001	6.314e-001	8.375e-001
0.3	7.403e-001	7.772e-001	6.210e-001	8.228e-001
0.4	7.166e-001	7.662e-001	6.033e-001	7.805e-001
0.5	6.912e-001	7.496e-001	5.992e-001	7.250e-001
0.75	5.877e-001	6.502e-001	5.139e-001	5.989e-001
1	4.874e-001	5.057e-001	4.479e-001	5.085e-001
2	2.372e-001	2.344e-001	2.513e-001	2.258e-001
3	1.465e-001	1.487e-001	1.592e-001	1.317e-001
4	1.041e-001	1.052e-001	1.169e-001	9.029e-002

Source: Pinto Mtn
Region: USGS 2008 California
Closest Distance: 50.70 km
Amplitude Units: Acceleration (g)
Magnitude: 7.30 Mw
Fractile: 0.84
Column 1: Spectral Period
Column 2: Acceleration (g) for: Weighted Mean of Attenuation Equations

Column 3: Acceleration (g) for: Boore-Atkinson (2008) NGA USGS 2008 MRC
Column 4: Acceleration (g) for: Campbell-Bozorgnia (2008) NGA USGS 2008 MRC
Column 5: Acceleration (g) for: Chiou-Youngs (2007) NGA USGS 2008 MRC

1	2	3	4	5
PGA	2.203e-001	2.785e-001	1.830e-001	1.995e-001
0.03	2.291e-001	2.873e-001	1.905e-001	2.094e-001
0.05	2.527e-001	3.046e-001	2.149e-001	2.387e-001
0.1	3.490e-001	3.971e-001	3.003e-001	3.497e-001
0.2	4.609e-001	5.085e-001	4.121e-001	4.620e-001
0.3	4.640e-001	5.143e-001	4.269e-001	4.509e-001
0.4	4.443e-001	5.098e-001	4.048e-001	4.182e-001
0.5	4.312e-001	4.996e-001	4.061e-001	3.878e-001
0.75	3.692e-001	4.314e-001	3.571e-001	3.192e-001
1	3.152e-001	3.604e-001	3.104e-001	2.747e-001
2	1.750e-001	2.024e-001	1.777e-001	1.448e-001
3	1.167e-001	1.367e-001	1.194e-001	9.415e-002
4	8.705e-002	1.017e-001	9.190e-002	6.751e-002

Fractile: Mean
Column 1: Spectral Period
Column 2: Acceleration (g) for: Weighted Mean of Attenuation Equations
Column 3: Acceleration (g) for: Boore-Atkinson (2008) NGA USGS 2008 MRC
Column 4: Acceleration (g) for: Campbell-Bozorgnia (2008) NGA USGS 2008 MRC
Column 5: Acceleration (g) for: Chiou-Youngs (2007) NGA USGS 2008 MRC

1	2	3	4	5
PGA	1.454e-001	1.837e-001	1.207e-001	1.316e-001
0.03	1.511e-001	1.895e-001	1.257e-001	1.382e-001

0.05	1.668e-001	2.010e-001	1.418e-001	1.575e-001
0.1	2.300e-001	2.610e-001	1.981e-001	2.307e-001
0.2	3.041e-001	3.355e-001	2.719e-001	3.049e-001
0.3	3.057e-001	3.380e-001	2.817e-001	2.975e-001
0.4	2.944e-001	3.357e-001	2.693e-001	2.782e-001
0.5	2.852e-001	3.274e-001	2.704e-001	2.578e-001
0.75	2.416e-001	2.797e-001	2.351e-001	2.099e-001
1	2.053e-001	2.335e-001	2.033e-001	1.792e-001
2	1.123e-001	1.289e-001	1.149e-001	9.305e-002
3	7.475e-002	8.717e-002	7.714e-002	5.995e-002
4	5.561e-002	6.483e-002	5.934e-002	4.267e-002

Source: Pisgah-Bullion Mtn-Mesquite Lk
Region: USGS 2008 California
Closest Distance: 97.99 km
Amplitude Units: Acceleration (g)
Magnitude: 7.30 Mw
Fractile: 0.84
Column 1: Spectral Period
Column 2: Acceleration (g) for: Weighted Mean of Attenuation Equations
Column 3: Acceleration (g) for: Boore-Atkinson (2008) NGA USGS 2008 MRC
Column 4: Acceleration (g) for: Campbell-Bozorgnia (2008) NGA USGS 2008 MRC
Column 5: Acceleration (g) for: Chiou-Youngs (2007) NGA USGS 2008 MRC

1	2	3	4	5
PGA	1.183e-001	1.449e-001	1.078e-001	1.023e-001
0.03	1.212e-001	1.471e-001	1.111e-001	1.053e-001

0.05	1.315e-001	1.545e-001	1.229e-001	1.172e-001
0.1	1.759e-001	1.959e-001	1.615e-001	1.701e-001
0.2	2.477e-001	2.672e-001	2.330e-001	2.429e-001
0.3	2.638e-001	2.853e-001	2.570e-001	2.491e-001
0.4	2.589e-001	2.914e-001	2.452e-001	2.401e-001
0.5	2.573e-001	2.931e-001	2.495e-001	2.293e-001
0.75	2.258e-001	2.615e-001	2.223e-001	1.934e-001
1	1.955e-001	2.257e-001	1.920e-001	1.689e-001
2	1.099e-001	1.304e-001	1.082e-001	9.126e-002
3	7.337e-002	8.785e-002	7.254e-002	5.972e-002
4	5.466e-002	6.523e-002	5.583e-002	4.293e-002

Fractile: Mean
Column 1: Spectral Period
Column 2: Acceleration (g) for: Weighted Mean of Attenuation Equations
Column 3: Acceleration (g) for: Boore-Atkinson (2008) NGA USGS 2008 MRC
Column 4: Acceleration (g) for: Campbell-Bozorgnia (2008) NGA USGS 2008 MRC
Column 5: Acceleration (g) for: Chiou-Youngs (2007) NGA USGS 2008 MRC

1	2	3	4	5
PGA	7.808e-002	9.558e-002	7.116e-002	6.750e-002
0.03	7.995e-002	9.706e-002	7.330e-002	6.950e-002
0.05	8.678e-002	1.019e-001	8.109e-002	7.731e-002
0.1	1.159e-001	1.288e-001	1.066e-001	1.123e-001
0.2	1.634e-001	1.763e-001	1.538e-001	1.603e-001
0.3	1.738e-001	1.875e-001	1.696e-001	1.644e-001
0.4	1.714e-001	1.919e-001	1.631e-001	1.593e-001
0.5	1.698e-001	1.921e-001	1.657e-001	1.515e-001
0.75	1.475e-001	1.695e-001	1.462e-001	1.267e-001

1	1.272e-001	1.462e-001	1.256e-001	1.099e-001
2	7.053e-002	8.302e-002	6.995e-002	5.861e-002
3	4.697e-002	5.604e-002	4.686e-002	3.802e-002
4	3.492e-002	4.157e-002	3.605e-002	2.713e-002

Source: Puente Hills
Region: USGS 2008 California
Closest Distance: 56.80 km
Amplitude Units: Acceleration (g)
Magnitude: 7.10 Mw
Fractile: 0.84
Column 1: Spectral Period
Column 2: Acceleration (g) for: Weighted Mean of Attenuation Equations
Column 3: Acceleration (g) for: Boore-Atkinson (2008) NGA USGS 2008 MRC
Column 4: Acceleration (g) for: Campbell-Bozorgnia (2008) NGA USGS 2008 MRC
Column 5: Acceleration (g) for: Chiou-Youngs (2007) NGA USGS 2008 MRC

1	2	3	4	5
PGA	2.206e-001	2.417e-001	2.023e-001	2.178e-001
0.03	2.282e-001	2.468e-001	2.096e-001	2.283e-001
0.05	2.504e-001	2.591e-001	2.343e-001	2.579e-001
0.1	3.470e-001	3.428e-001	3.261e-001	3.722e-001
0.2	4.752e-001	4.827e-001	4.528e-001	4.900e-001
0.3	4.880e-001	5.130e-001	4.737e-001	4.772e-001
0.4	4.623e-001	4.960e-001	4.495e-001	4.412e-001
0.5	4.452e-001	4.856e-001	4.440e-001	4.061e-001
0.75	3.736e-001	4.135e-001	3.802e-001	3.271e-001

1	3.046e-001	3.268e-001	3.150e-001	2.718e-001
2	1.370e-001	1.496e-001	1.456e-001	1.159e-001
3	8.187e-002	9.055e-002	8.720e-002	6.786e-002
4	5.896e-002	6.423e-002	6.633e-002	4.633e-002

Fractile: Mean
Column 1: Spectral Period
Column 2: Acceleration (g) for: Weighted Mean of Attenuation Equations
Column 3: Acceleration (g) for: Boore-Atkinson (2008) NGA USGS 2008 MRC
Column 4: Acceleration (g) for: Campbell-Bozorgnia (2008) NGA USGS 2008 MRC
Column 5: Acceleration (g) for: Chiou-Youngs (2007) NGA USGS 2008 MRC

1	2	3	4	5
PGA	1.455e-001	1.594e-001	1.335e-001	1.437e-001
0.03	1.506e-001	1.629e-001	1.383e-001	1.506e-001
0.05	1.652e-001	1.709e-001	1.546e-001	1.702e-001
0.1	2.287e-001	2.253e-001	2.152e-001	2.456e-001
0.2	3.135e-001	3.185e-001	2.988e-001	3.233e-001
0.3	3.215e-001	3.371e-001	3.126e-001	3.148e-001
0.4	3.064e-001	3.266e-001	2.990e-001	2.935e-001
0.5	2.947e-001	3.183e-001	2.958e-001	2.701e-001
0.75	2.445e-001	2.681e-001	2.504e-001	2.151e-001
1	1.985e-001	2.117e-001	2.063e-001	1.773e-001
2	8.793e-002	9.528e-002	9.408e-002	7.443e-002
3	5.243e-002	5.776e-002	5.633e-002	4.320e-002
4	3.768e-002	4.093e-002	4.283e-002	2.928e-002

Source: Puente Hills (Coyote Hills)
Region: USGS 2008 California
Closest Distance: 61.41 km
Amplitude Units: Acceleration (g)
Magnitude: 6.90 Mw
Fractile: 0.84
Column 1: Spectral Period
Column 2: Acceleration (g) for: Weighted Mean of Attenuation Equations
Column 3: Acceleration (g) for: Boore-Atkinson (2008) NGA USGS 2008 MRC
Column 4: Acceleration (g) for: Campbell-Bozorgnia (2008) NGA USGS 2008 MRC
Column 5: Acceleration (g) for: Chiou-Youngs (2007) NGA USGS 2008 MRC

1	2	3	4	5
PGA	1.774e-001	2.035e-001	1.750e-001	1.536e-001
0.03	1.824e-001	2.055e-001	1.814e-001	1.603e-001
0.05	1.999e-001	2.148e-001	2.033e-001	1.816e-001
0.1	2.794e-001	2.880e-001	2.850e-001	2.652e-001
0.2	3.944e-001	4.337e-001	3.961e-001	3.534e-001
0.3	4.063e-001	4.617e-001	4.126e-001	3.446e-001
0.4	3.842e-001	4.450e-001	3.886e-001	3.192e-001
0.5	3.686e-001	4.317e-001	3.771e-001	2.969e-001
0.75	3.016e-001	3.557e-001	3.114e-001	2.377e-001
1	2.421e-001	2.784e-001	2.512e-001	1.969e-001
2	1.054e-001	1.224e-001	1.095e-001	8.429e-002
3	6.155e-002	6.991e-002	6.468e-002	5.004e-002
4	4.438e-002	4.983e-002	4.892e-002	3.438e-002

Fractile: Mean
Column 1: Spectral Period

Column 2: Acceleration (g) for: Weighted Mean of Attenuation Equations
Column 3: Acceleration (g) for: Boore-Atkinson (2008) NGA USGS 2008 MRC
Column 4: Acceleration (g) for: Campbell-Bozorgnia (2008) NGA USGS 2008 MRC
Column 5: Acceleration (g) for: Chiou-Youngs (2007) NGA USGS 2008 MRC

1	2	3	4	5
PGA	1.170e-001	1.343e-001	1.155e-001	1.014e-001
0.03	1.204e-001	1.356e-001	1.197e-001	1.058e-001
0.05	1.319e-001	1.417e-001	1.341e-001	1.198e-001
0.1	1.841e-001	1.892e-001	1.881e-001	1.750e-001
0.2	2.602e-001	2.862e-001	2.614e-001	2.332e-001
0.3	2.677e-001	3.034e-001	2.722e-001	2.274e-001
0.4	2.545e-001	2.930e-001	2.584e-001	2.121e-001
0.5	2.434e-001	2.829e-001	2.510e-001	1.964e-001
0.75	1.971e-001	2.306e-001	2.050e-001	1.557e-001
1	1.576e-001	1.803e-001	1.645e-001	1.281e-001
2	6.761e-002	7.797e-002	7.075e-002	5.410e-002
3	3.941e-002	4.460e-002	4.178e-002	3.184e-002
4	2.836e-002	3.176e-002	3.159e-002	2.172e-002

Source: Puente Hills (LA)
Region: USGS 2008 California
Closest Distance: 81.43 km
Amplitude Units: Acceleration (g)
Magnitude: 7.00 Mw
Fractile: 0.84
Column 1: Spectral Period

Column 2: Acceleration (g) for: Weighted Mean of Attenuation Equations
Column 3: Acceleration (g) for: Boore-Atkinson (2008) NGA USGS 2008 MRC
Column 4: Acceleration (g) for: Campbell-Bozorgnia (2008) NGA USGS 2008 MRC
Column 5: Acceleration (g) for: Chiou-Youngs (2007) NGA USGS 2008 MRC

1	2	3	4	5
PGA	1.399e-001	1.575e-001	1.433e-001	1.189e-001
0.03	1.432e-001	1.587e-001	1.478e-001	1.231e-001
0.05	1.558e-001	1.653e-001	1.642e-001	1.380e-001
0.1	2.137e-001	2.175e-001	2.229e-001	2.008e-001
0.2	3.074e-001	3.281e-001	3.169e-001	2.773e-001
0.3	3.257e-001	3.594e-001	3.404e-001	2.772e-001
0.4	3.118e-001	3.516e-001	3.223e-001	2.614e-001
0.5	3.035e-001	3.469e-001	3.176e-001	2.460e-001
0.75	2.549e-001	2.953e-001	2.684e-001	2.008e-001
1	2.076e-001	2.354e-001	2.186e-001	1.686e-001
2	9.303e-002	1.071e-001	9.727e-002	7.468e-002
3	5.538e-002	6.308e-002	5.790e-002	4.515e-002
4	4.011e-002	4.496e-002	4.399e-002	3.137e-002

Fractile: Mean
Column 1: Spectral Period
Column 2: Acceleration (g) for: Weighted Mean of Attenuation Equations
Column 3: Acceleration (g) for: Boore-Atkinson (2008) NGA USGS 2008 MRC
Column 4: Acceleration (g) for: Campbell-Bozorgnia (2008) NGA USGS 2008 MRC
Column 5: Acceleration (g) for: Chiou-Youngs (2007) NGA USGS 2008 MRC

1	2	3	4	5
PGA	9.229e-002	1.039e-001	9.453e-002	7.846e-002

0.03	9.449e-002	1.047e-001	9.754e-002	8.124e-002
0.05	1.028e-001	1.091e-001	1.083e-001	9.106e-002
0.1	1.408e-001	1.429e-001	1.471e-001	1.325e-001
0.2	2.028e-001	2.165e-001	2.091e-001	1.829e-001
0.3	2.146e-001	2.362e-001	2.246e-001	1.829e-001
0.4	2.065e-001	2.315e-001	2.144e-001	1.736e-001
0.5	2.004e-001	2.273e-001	2.112e-001	1.626e-001
0.75	1.665e-001	1.915e-001	1.766e-001	1.315e-001
1	1.351e-001	1.525e-001	1.431e-001	1.097e-001
2	5.968e-002	6.824e-002	6.287e-002	4.794e-002
3	3.546e-002	4.024e-002	3.740e-002	2.874e-002
4	2.563e-002	2.865e-002	2.840e-002	1.983e-002

Source: Puente Hills (Santa Fe Springs)
Region: USGS 2008 California
Closest Distance: 72.99 km
Amplitude Units: Acceleration (g)
Magnitude: 6.70 Mw
Fractile: 0.84
Column 1: Spectral Period
Column 2: Acceleration (g) for: Weighted Mean of Attenuation Equations
Column 3: Acceleration (g) for: Boore-Atkinson (2008) NGA USGS 2008 MRC
Column 4: Acceleration (g) for: Campbell-Bozorgnia (2008) NGA USGS 2008 MRC
Column 5: Acceleration (g) for: Chiou-Youngs (2007) NGA USGS 2008 MRC

1	2	3	4	5
PGA	1.357e-001	1.527e-001	1.393e-001	1.152e-001

0.03	1.389e-001	1.531e-001	1.442e-001	1.195e-001
0.05	1.519e-001	1.601e-001	1.615e-001	1.344e-001
0.1	2.129e-001	2.172e-001	2.259e-001	1.957e-001
0.2	3.092e-001	3.456e-001	3.167e-001	2.656e-001
0.3	3.217e-001	3.725e-001	3.315e-001	2.614e-001
0.4	3.043e-001	3.553e-001	3.102e-001	2.474e-001
0.5	2.896e-001	3.429e-001	2.964e-001	2.296e-001
0.75	2.317e-001	2.768e-001	2.367e-001	1.817e-001
1	1.831e-001	2.152e-001	1.858e-001	1.486e-001
2	7.632e-002	9.200e-002	7.604e-002	6.097e-002
3	4.325e-002	5.061e-002	4.412e-002	3.507e-002
4	3.079e-002	3.574e-002	3.309e-002	2.357e-002

Fractile: Mean
Column 1: Spectral Period
Column 2: Acceleration (g) for: Weighted Mean of Attenuation Equations
Column 3: Acceleration (g) for: Boore-Atkinson (2008) NGA USGS 2008 MRC
Column 4: Acceleration (g) for: Campbell-Bozorgnia (2008) NGA USGS 2008 MRC
Column 5: Acceleration (g) for: Chiou-Youngs (2007) NGA USGS 2008 MRC

1	2	3	4	5
PGA	8.953e-002	1.008e-001	9.191e-002	7.599e-002
0.03	9.165e-002	1.010e-001	9.516e-002	7.884e-002
0.05	1.003e-001	1.056e-001	1.065e-001	8.868e-002
0.1	1.403e-001	1.428e-001	1.491e-001	1.291e-001
0.2	2.040e-001	2.280e-001	2.089e-001	1.753e-001
0.3	2.119e-001	2.448e-001	2.187e-001	1.725e-001
0.4	2.011e-001	2.340e-001	2.064e-001	1.632e-001
0.5	1.909e-001	2.248e-001	1.971e-001	1.509e-001

0.75	1.512e-001	1.794e-001	1.557e-001	1.186e-001
1	1.191e-001	1.394e-001	1.216e-001	9.639e-002
2	4.893e-002	5.860e-002	4.914e-002	3.908e-002
3	2.769e-002	3.228e-002	2.850e-002	2.230e-002
4	1.967e-002	2.278e-002	2.136e-002	1.488e-002

Source: Raymond
Region: USGS 2008 California
Closest Distance: 66.96 km
Amplitude Units: Acceleration (g)
Magnitude: 6.80 Mw
Fractile: 0.84
Column 1: Spectral Period
Column 2: Acceleration (g) for: Weighted Mean of Attenuation Equations
Column 3: Acceleration (g) for: Boore-Atkinson (2008) NGA USGS 2008 MRC
Column 4: Acceleration (g) for: Campbell-Bozorgnia (2008) NGA USGS 2008 MRC
Column 5: Acceleration (g) for: Chiou-Youngs (2007) NGA USGS 2008 MRC

1	2	3	4	5
PGA	1.374e-001	1.784e-001	1.207e-001	1.129e-001
0.03	1.407e-001	1.790e-001	1.255e-001	1.175e-001
0.05	1.538e-001	1.866e-001	1.417e-001	1.332e-001
0.1	2.158e-001	2.516e-001	1.995e-001	1.962e-001
0.2	3.120e-001	3.938e-001	2.768e-001	2.654e-001
0.3	3.229e-001	4.215e-001	2.868e-001	2.605e-001
0.4	3.064e-001	4.063e-001	2.677e-001	2.453e-001
0.5	2.930e-001	3.931e-001	2.575e-001	2.285e-001

0.75	2.369e-001	3.194e-001	2.079e-001	1.835e-001
1	1.902e-001	2.490e-001	1.690e-001	1.525e-001
2	8.585e-002	1.076e-001	8.323e-002	6.673e-002
3	5.122e-002	5.973e-002	5.349e-002	4.046e-002
4	3.705e-002	4.272e-002	4.029e-002	2.813e-002

Fractile: Mean
Column 1: Spectral Period
Column 2: Acceleration (g) for: Weighted Mean of Attenuation Equations
Column 3: Acceleration (g) for: Boore-Atkinson (2008) NGA USGS 2008 MRC
Column 4: Acceleration (g) for: Campbell-Bozorgnia (2008) NGA USGS 2008 MRC
Column 5: Acceleration (g) for: Chiou-Youngs (2007) NGA USGS 2008 MRC

1	2	3	4	5
PGA	9.063e-002	1.177e-001	7.967e-002	7.448e-002
0.03	9.281e-002	1.181e-001	8.281e-002	7.750e-002
0.05	1.015e-001	1.231e-001	9.347e-002	8.790e-002
0.1	1.422e-001	1.653e-001	1.317e-001	1.295e-001
0.2	2.059e-001	2.598e-001	1.826e-001	1.751e-001
0.3	2.127e-001	2.770e-001	1.892e-001	1.719e-001
0.4	2.026e-001	2.676e-001	1.780e-001	1.621e-001
0.5	1.931e-001	2.576e-001	1.711e-001	1.504e-001
0.75	1.545e-001	2.071e-001	1.367e-001	1.199e-001
1	1.237e-001	1.613e-001	1.106e-001	9.899e-002
2	5.504e-002	6.852e-002	5.379e-002	4.280e-002
3	3.279e-002	3.810e-002	3.455e-002	2.573e-002
4	2.367e-002	2.723e-002	2.601e-002	1.777e-002

Source: Southern San Andreas
Region: USGS 2008 California
Closest Distance: 3.79 km
Amplitude Units: Acceleration (g)
Magnitude: 8.20 Mw
Fractile: 0.84
Column 1: Spectral Period
Column 2: Acceleration (g) for: Weighted Mean of Attenuation Equations
Column 3: Acceleration (g) for: Boore-Atkinson (2008) NGA USGS 2008 MRC
Column 4: Acceleration (g) for: Campbell-Bozorgnia (2008) NGA USGS 2008 MRC
Column 5: Acceleration (g) for: Chiou-Youngs (2007) NGA USGS 2008 MRC

1	2	3	4	5
PGA	9.017e-001	8.746e-001	7.659e-001	1.065e+000
0.03	9.678e-001	9.648e-001	7.997e-001	1.139e+000
0.05	1.069e+000	1.067e+000	8.876e-001	1.252e+000
0.1	1.396e+000	1.496e+000	1.083e+000	1.615e+000
0.2	1.752e+000	1.785e+000	1.387e+000	2.088e+000
0.3	1.916e+000	2.017e+000	1.503e+000	2.229e+000
0.4	1.956e+000	1.996e+000	1.609e+000	2.262e+000
0.5	2.011e+000	1.973e+000	1.838e+000	2.222e+000
0.75	2.007e+000	1.973e+000	1.993e+000	2.055e+000
1	1.858e+000	1.591e+000	2.045e+000	1.939e+000
2	1.358e+000	1.140e+000	1.729e+000	1.204e+000
3	1.067e+000	1.082e+000	1.281e+000	8.384e-001
4	8.342e-001	8.583e-001	1.024e+000	6.202e-001

Fractile: Mean

Column 1: Spectral Period
Column 2: Acceleration (g) for: Weighted Mean of Attenuation Equations
Column 3: Acceleration (g) for: Boore-Atkinson (2008) NGA USGS 2008 MRC
Column 4: Acceleration (g) for: Campbell-Bozorgnia (2008) NGA USGS 2008 MRC
Column 5: Acceleration (g) for: Chiou-Youngs (2007) NGA USGS 2008 MRC

1	2	3	4	5
PGA	5.950e-001	5.771e-001	5.053e-001	7.025e-001
0.03	6.386e-001	6.366e-001	5.277e-001	7.515e-001
0.05	7.052e-001	7.040e-001	5.857e-001	8.258e-001
0.1	9.201e-001	9.832e-001	7.147e-001	1.065e+000
0.2	1.156e+000	1.178e+000	9.150e-001	1.378e+000
0.3	1.263e+000	1.325e+000	9.917e-001	1.471e+000
0.4	1.296e+000	1.314e+000	1.070e+000	1.505e+000
0.5	1.338e+000	1.293e+000	1.232e+000	1.490e+000
0.75	1.326e+000	1.279e+000	1.325e+000	1.374e+000
1	1.219e+000	1.031e+000	1.347e+000	1.279e+000
2	8.733e-001	7.260e-001	1.117e+000	7.763e-001
3	6.841e-001	6.903e-001	8.277e-001	5.342e-001
4	5.334e-001	5.470e-001	6.612e-001	3.920e-001

Source: San Gabriel
Region: USGS 2008 California
Closest Distance: 93.75 km
Amplitude Units: Acceleration (g)
Magnitude: 7.30 Mw
Fractile: 0.84

Column 1: Spectral Period
Column 2: Acceleration (g) for: Weighted Mean of Attenuation Equations
Column 3: Acceleration (g) for: Boore-Atkinson (2008) NGA USGS 2008 MRC
Column 4: Acceleration (g) for: Campbell-Bozorgnia (2008) NGA USGS 2008 MRC
Column 5: Acceleration (g) for: Chiou-Youngs (2007) NGA USGS 2008 MRC

1	2	3	4	5
PGA	1.259e-001	1.564e-001	1.125e-001	1.087e-001
0.03	1.290e-001	1.590e-001	1.160e-001	1.122e-001
0.05	1.402e-001	1.671e-001	1.285e-001	1.252e-001
0.1	1.881e-001	2.125e-001	1.696e-001	1.821e-001
0.2	2.631e-001	2.876e-001	2.438e-001	2.579e-001
0.3	2.784e-001	3.046e-001	2.677e-001	2.628e-001
0.4	2.722e-001	3.096e-001	2.553e-001	2.518e-001
0.5	2.698e-001	3.101e-001	2.595e-001	2.399e-001
0.75	2.359e-001	2.751e-001	2.310e-001	2.016e-001
1	2.039e-001	2.365e-001	1.995e-001	1.756e-001
2	1.143e-001	1.360e-001	1.124e-001	9.434e-002
3	7.609e-002	9.164e-002	7.516e-002	6.148e-002
4	5.663e-002	6.805e-002	5.773e-002	4.412e-002

Fractile: Mean
Column 1: Spectral Period
Column 2: Acceleration (g) for: Weighted Mean of Attenuation Equations
Column 3: Acceleration (g) for: Boore-Atkinson (2008) NGA USGS 2008 MRC
Column 4: Acceleration (g) for: Campbell-Bozorgnia (2008) NGA USGS 2008 MRC
Column 5: Acceleration (g) for: Chiou-Youngs (2007) NGA USGS 2008 MRC

1	2	3	4	5

PGA	8.304e-002	1.032e-001	7.422e-002	7.170e-002
0.03	8.514e-002	1.049e-001	7.651e-002	7.400e-002
0.05	9.253e-002	1.103e-001	8.476e-002	8.258e-002
0.1	1.239e-001	1.396e-001	1.119e-001	1.202e-001
0.2	1.736e-001	1.898e-001	1.609e-001	1.702e-001
0.3	1.834e-001	2.002e-001	1.766e-001	1.734e-001
0.4	1.803e-001	2.038e-001	1.698e-001	1.671e-001
0.5	1.781e-001	2.033e-001	1.724e-001	1.585e-001
0.75	1.541e-001	1.784e-001	1.519e-001	1.321e-001
1	1.327e-001	1.532e-001	1.306e-001	1.142e-001
2	7.330e-002	8.664e-002	7.267e-002	6.059e-002
3	4.872e-002	5.846e-002	4.855e-002	3.914e-002
4	3.618e-002	4.337e-002	3.728e-002	2.788e-002

Source: San Gorgornio Shear Gridded
Region: USGS 2008 California
  Closest Distance: 5.00 km
  Amplitude Units: Acceleration (g)
  Magnitude: 7.60 Mw
  Fractile: 0.84
  Column 1: Spectral Period
  Column 2: Acceleration (g) for: Weighted Mean of Attenuation Equations
  Column 3: Acceleration (g) for: Boore-Atkinson (2008) NGA USGS 2008 MRC
  Column 4: Acceleration (g) for: Campbell-Bozorgnia (2008) NGA USGS 2008 MRC
  Column 5: Acceleration (g) for: Chiou-Youngs (2007) NGA USGS 2008 MRC

1	2	3	4	5

PGA	9.649e-001	1.052e+000	7.110e-001	1.131e+000
0.03	1.039e+000	1.164e+000	7.437e-001	1.209e+000
0.05	1.151e+000	1.305e+000	8.314e-001	1.318e+000
0.1	1.519e+000	1.831e+000	1.056e+000	1.670e+000
0.2	1.934e+000	2.328e+000	1.351e+000	2.123e+000
0.3	2.066e+000	2.540e+000	1.427e+000	2.231e+000
0.4	2.101e+000	2.581e+000	1.488e+000	2.235e+000
0.5	2.094e+000	2.521e+000	1.594e+000	2.167e+000
0.75	1.937e+000	2.320e+000	1.545e+000	1.946e+000
1	1.701e+000	1.849e+000	1.466e+000	1.788e+000
2	1.065e+000	1.146e+000	1.036e+000	1.013e+000
3	7.573e-001	8.855e-001	7.286e-001	6.578e-001
4	5.695e-001	6.744e-001	5.680e-001	4.660e-001

Fractile: Mean
Column 1: Spectral Period
Column 2: Acceleration (g) for: Weighted Mean of Attenuation Equations
Column 3: Acceleration (g) for: Boore-Atkinson (2008) NGA USGS 2008 MRC
Column 4: Acceleration (g) for: Campbell-Bozorgnia (2008) NGA USGS 2008 MRC
Column 5: Acceleration (g) for: Chiou-Youngs (2007) NGA USGS 2008 MRC

1	2	3	4	5
PGA	6.366e-001	6.943e-001	4.691e-001	7.465e-001
0.03	6.854e-001	7.680e-001	4.907e-001	7.974e-001
0.05	7.597e-001	8.613e-001	5.486e-001	8.693e-001
0.1	1.001e+000	1.204e+000	6.970e-001	1.102e+000
0.2	1.276e+000	1.536e+000	8.914e-001	1.400e+000
0.3	1.361e+000	1.670e+000	9.416e-001	1.472e+000
0.4	1.392e+000	1.700e+000	9.899e-001	1.486e+000

0.5	1.391e+000	1.652e+000	1.069e+000	1.452e+000
0.75	1.277e+000	1.504e+000	1.026e+000	1.301e+000
1	1.114e+000	1.198e+000	9.650e-001	1.179e+000
2	6.840e-001	7.297e-001	6.694e-001	6.528e-001
3	4.849e-001	5.648e-001	4.707e-001	4.191e-001
4	3.637e-001	4.298e-001	3.668e-001	2.945e-001

Source: San Jacinto
Region: USGS 2008 California
Closest Distance: 6.36 km
Amplitude Units: Acceleration (g)
Magnitude: 7.88 Mw
Fractile: 0.84
Column 1: Spectral Period
Column 2: Acceleration (g) for: Weighted Mean of Attenuation Equations
Column 3: Acceleration (g) for: Boore-Atkinson (2008) NGA USGS 2008 MRC
Column 4: Acceleration (g) for: Campbell-Bozorgnia (2008) NGA USGS 2008 MRC
Column 5: Acceleration (g) for: Chiou-Youngs (2007) NGA USGS 2008 MRC

1	2	3	4	5
PGA	7.771e-001	7.485e-001	6.728e-001	9.101e-001
0.03	8.313e-001	8.174e-001	7.037e-001	9.728e-001
0.05	9.206e-001	8.968e-001	7.880e-001	1.077e+000
0.1	1.228e+000	1.242e+000	1.026e+000	1.417e+000
0.2	1.541e+000	1.484e+000	1.314e+000	1.824e+000
0.3	1.628e+000	1.605e+000	1.370e+000	1.907e+000
0.4	1.640e+000	1.607e+000	1.415e+000	1.900e+000

0.5	1.654e+000	1.590e+000	1.534e+000	1.837e+000
0.75	1.571e+000	1.521e+000	1.536e+000	1.657e+000
1	1.425e+000	1.241e+000	1.501e+000	1.535e+000
2	9.572e-001	8.164e-001	1.133e+000	9.225e-001
3	7.117e-001	6.872e-001	8.143e-001	6.336e-001
4	5.460e-001	5.299e-001	6.424e-001	4.656e-001

Fractile: Mean
Column 1: Spectral Period
Column 2: Acceleration (g) for: Weighted Mean of Attenuation Equations
Column 3: Acceleration (g) for: Boore-Atkinson (2008) NGA USGS 2008 MRC
Column 4: Acceleration (g) for: Campbell-Bozorgnia (2008) NGA USGS 2008 MRC
Column 5: Acceleration (g) for: Chiou-Youngs (2007) NGA USGS 2008 MRC

1	2	3	4	5
PGA	5.127e-001	4.938e-001	4.439e-001	6.005e-001
0.03	5.485e-001	5.394e-001	4.643e-001	6.419e-001
0.05	6.074e-001	5.917e-001	5.199e-001	7.106e-001
0.1	8.094e-001	8.165e-001	6.770e-001	9.348e-001
0.2	1.017e+000	9.790e-001	8.668e-001	1.204e+000
0.3	1.073e+000	1.055e+000	9.042e-001	1.259e+000
0.4	1.088e+000	1.058e+000	9.410e-001	1.264e+000
0.5	1.101e+000	1.042e+000	1.029e+000	1.231e+000
0.75	1.037e+000	9.860e-001	1.020e+000	1.106e+000
1	9.345e-001	8.038e-001	9.877e-001	1.012e+000
2	6.155e-001	5.200e-001	7.320e-001	5.946e-001
3	4.560e-001	4.384e-001	5.260e-001	4.037e-001
4	3.489e-001	3.377e-001	4.148e-001	2.943e-001

Source: San Joaquin Hills
Region: USGS 2008 California
Closest Distance: 69.20 km
Amplitude Units: Acceleration (g)
Magnitude: 7.10 Mw
Fractile: 0.84
Column 1: Spectral Period
Column 2: Acceleration (g) for: Weighted Mean of Attenuation Equations
Column 3: Acceleration (g) for: Boore-Atkinson (2008) NGA USGS 2008 MRC
Column 4: Acceleration (g) for: Campbell-Bozorgnia (2008) NGA USGS 2008 MRC
Column 5: Acceleration (g) for: Chiou-Youngs (2007) NGA USGS 2008 MRC

1	2	3	4	5
PGA	1.738e-001	1.977e-001	1.708e-001	1.530e-001
0.03	1.789e-001	2.007e-001	1.766e-001	1.593e-001
0.05	1.954e-001	2.100e-001	1.966e-001	1.797e-001
0.1	2.688e-001	2.755e-001	2.692e-001	2.618e-001
0.2	3.762e-001	3.959e-001	3.789e-001	3.538e-001
0.3	3.931e-001	4.270e-001	4.031e-001	3.493e-001
0.4	3.746e-001	4.155e-001	3.826e-001	3.258e-001
0.5	3.644e-001	4.092e-001	3.793e-001	3.047e-001
0.75	3.083e-001	3.510e-001	3.256e-001	2.482e-001
1	2.524e-001	2.797e-001	2.690e-001	2.085e-001
2	1.152e-001	1.289e-001	1.238e-001	9.290e-002
3	6.965e-002	7.803e-002	7.439e-002	5.652e-002
4	5.054e-002	5.539e-002	5.676e-002	3.947e-002

Fractile: Mean
Column 1: Spectral Period
Column 2: Acceleration (g) for: Weighted Mean of Attenuation Equations
Column 3: Acceleration (g) for: Boore-Atkinson (2008) NGA USGS 2008 MRC
Column 4: Acceleration (g) for: Campbell-Bozorgnia (2008) NGA USGS 2008 MRC
Column 5: Acceleration (g) for: Chiou-Youngs (2007) NGA USGS 2008 MRC

1	2	3	4	5
PGA	1.147e-001	1.304e-001	1.127e-001	1.010e-001
0.03	1.180e-001	1.324e-001	1.165e-001	1.051e-001
0.05	1.289e-001	1.385e-001	1.297e-001	1.186e-001
0.1	1.771e-001	1.811e-001	1.776e-001	1.727e-001
0.2	2.482e-001	2.612e-001	2.500e-001	2.335e-001
0.3	2.590e-001	2.806e-001	2.659e-001	2.305e-001
0.4	2.482e-001	2.736e-001	2.545e-001	2.167e-001
0.5	2.409e-001	2.682e-001	2.525e-001	2.019e-001
0.75	2.016e-001	2.276e-001	2.143e-001	1.628e-001
1	1.644e-001	1.812e-001	1.762e-001	1.358e-001
2	7.393e-002	8.212e-002	8.000e-002	5.966e-002
3	4.460e-002	4.978e-002	4.806e-002	3.598e-002
4	3.230e-002	3.530e-002	3.665e-002	2.494e-002

Source: San Jose
Region: USGS 2008 California
Closest Distance: 39.30 km
Amplitude Units: Acceleration (g)
Magnitude: 6.70 Mw

Fractile: 0.84
Column 1: Spectral Period
Column 2: Acceleration (g) for: Weighted Mean of Attenuation Equations
Column 3: Acceleration (g) for: Boore-Atkinson (2008) NGA USGS 2008 MRC
Column 4: Acceleration (g) for: Campbell-Bozorgnia (2008) NGA USGS 2008 MRC
Column 5: Acceleration (g) for: Chiou-Youngs (2007) NGA USGS 2008 MRC

1	2	3	4	5
PGA	2.068e-001	2.652e-001	1.862e-001	1.689e-001
0.03	2.142e-001	2.697e-001	1.952e-001	1.777e-001
0.05	2.383e-001	2.869e-001	2.236e-001	2.046e-001
0.1	3.434e-001	3.961e-001	3.312e-001	3.030e-001
0.2	4.694e-001	5.741e-001	4.417e-001	3.923e-001
0.3	4.578e-001	5.640e-001	4.350e-001	3.743e-001
0.4	4.308e-001	5.450e-001	4.036e-001	3.440e-001
0.5	4.042e-001	5.152e-001	3.806e-001	3.169e-001
0.75	3.171e-001	4.010e-001	2.992e-001	2.510e-001
1	2.577e-001	3.223e-001	2.417e-001	2.091e-001
2	1.261e-001	1.594e-001	1.174e-001	1.016e-001
3	7.659e-002	9.177e-002	7.494e-002	6.306e-002
4	5.580e-002	6.747e-002	5.620e-002	4.374e-002

Fractile: Mean
Column 1: Spectral Period
Column 2: Acceleration (g) for: Weighted Mean of Attenuation Equations
Column 3: Acceleration (g) for: Boore-Atkinson (2008) NGA USGS 2008 MRC
Column 4: Acceleration (g) for: Campbell-Bozorgnia (2008) NGA USGS 2008 MRC
Column 5: Acceleration (g) for: Chiou-Youngs (2007) NGA USGS 2008 MRC

1	2	3	4	5
PGA	1.364e-001	1.750e-001	1.229e-001	1.114e-001
0.03	1.413e-001	1.780e-001	1.288e-001	1.173e-001
0.05	1.573e-001	1.893e-001	1.475e-001	1.350e-001
0.1	2.262e-001	2.603e-001	2.185e-001	1.999e-001
0.2	3.097e-001	3.788e-001	2.914e-001	2.588e-001
0.3	3.015e-001	3.707e-001	2.870e-001	2.470e-001
0.4	2.851e-001	3.588e-001	2.684e-001	2.279e-001
0.5	2.667e-001	3.377e-001	2.535e-001	2.090e-001
0.75	2.070e-001	2.600e-001	1.970e-001	1.641e-001
1	1.676e-001	2.088e-001	1.583e-001	1.359e-001
2	8.085e-002	1.015e-001	7.586e-002	6.519e-002
3	4.902e-002	5.854e-002	4.841e-002	4.010e-002
4	3.563e-002	4.300e-002	3.629e-002	2.762e-002

Source: Santa Monica
Region: USGS 2008 California
Closest Distance: 93.97 km
Amplitude Units: Acceleration (g)
Magnitude: 7.40 Mw
Fractile: 0.84
Column 1: Spectral Period
Column 2: Acceleration (g) for: Weighted Mean of Attenuation Equations
Column 3: Acceleration (g) for: Boore-Atkinson (2008) NGA USGS 2008 MRC
Column 4: Acceleration (g) for: Campbell-Bozorgnia (2008) NGA USGS 2008 MRC
Column 5: Acceleration (g) for: Chiou-Youngs (2007) NGA USGS 2008 MRC

1	2	3	4	5
PGA	1.458e-001	1.605e-001	1.437e-001	1.331e-001
0.03	1.497e-001	1.641e-001	1.477e-001	1.374e-001
0.05	1.623e-001	1.716e-001	1.625e-001	1.528e-001
0.1	2.165e-001	2.163e-001	2.122e-001	2.210e-001
0.2	3.041e-001	2.933e-001	3.070e-001	3.121e-001
0.3	3.293e-001	3.283e-001	3.409e-001	3.187e-001
0.4	3.202e-001	3.284e-001	3.276e-001	3.045e-001
0.5	3.205e-001	3.345e-001	3.363e-001	2.905e-001
0.75	2.866e-001	3.092e-001	3.063e-001	2.442e-001
1	2.432e-001	2.562e-001	2.632e-001	2.101e-001
2	1.208e-001	1.280e-001	1.351e-001	9.938e-002
3	7.725e-002	8.438e-002	8.479e-002	6.258e-002
4	5.649e-002	5.929e-002	6.554e-002	4.466e-002

Fractile: Mean
Column 1: Spectral Period
Column 2: Acceleration (g) for: Weighted Mean of Attenuation Equations
Column 3: Acceleration (g) for: Boore-Atkinson (2008) NGA USGS 2008 MRC
Column 4: Acceleration (g) for: Campbell-Bozorgnia (2008) NGA USGS 2008 MRC
Column 5: Acceleration (g) for: Chiou-Youngs (2007) NGA USGS 2008 MRC

1	2	3	4	5
PGA	9.617e-002	1.059e-001	9.483e-002	8.782e-002
0.03	9.880e-002	1.083e-001	9.747e-002	9.066e-002
0.05	1.071e-001	1.132e-001	1.072e-001	1.009e-001
0.1	1.426e-001	1.422e-001	1.400e-001	1.458e-001
0.2	2.007e-001	1.935e-001	2.026e-001	2.059e-001
0.3	2.170e-001	2.157e-001	2.249e-001	2.103e-001

0.4	2.122e-001	2.163e-001	2.179e-001	2.026e-001
0.5	2.118e-001	2.193e-001	2.237e-001	1.924e-001
0.75	1.874e-001	2.005e-001	2.015e-001	1.602e-001
1	1.584e-001	1.660e-001	1.723e-001	1.368e-001
2	7.755e-002	8.152e-002	8.731e-002	6.383e-002
3	4.948e-002	5.382e-002	5.478e-002	3.984e-002
4	3.611e-002	3.778e-002	4.232e-002	2.822e-002

Source: Sierra Madre
Region: USGS 2008 California
Closest Distance: 43.87 km
Amplitude Units: Acceleration (g)
Magnitude: 7.20 Mw
Fractile: 0.84
Column 1: Spectral Period
Column 2: Acceleration (g) for: Weighted Mean of Attenuation Equations
Column 3: Acceleration (g) for: Boore-Atkinson (2008) NGA USGS 2008 MRC
Column 4: Acceleration (g) for: Campbell-Bozorgnia (2008) NGA USGS 2008 MRC
Column 5: Acceleration (g) for: Chiou-Youngs (2007) NGA USGS 2008 MRC

1	2	3	4	5
PGA	2.420e-001	2.946e-001	1.983e-001	2.332e-001
0.03	2.523e-001	3.044e-001	2.070e-001	2.455e-001
0.05	2.786e-001	3.209e-001	2.347e-001	2.801e-001
0.1	3.891e-001	4.249e-001	3.339e-001	4.086e-001
0.2	5.198e-001	5.727e-001	4.527e-001	5.341e-001
0.3	5.286e-001	6.059e-001	4.612e-001	5.189e-001

0.4	5.008e-001	5.865e-001	4.356e-001	4.803e-001
0.5	4.834e-001	5.761e-001	4.317e-001	4.425e-001
0.75	4.111e-001	4.988e-001	3.720e-001	3.623e-001
1	3.401e-001	3.942e-001	3.198e-001	3.064e-001
2	1.677e-001	1.837e-001	1.788e-001	1.406e-001
3	1.072e-001	1.148e-001	1.191e-001	8.775e-002
4	7.829e-002	8.127e-002	9.129e-002	6.231e-002

Fractile: Mean
Column 1: Spectral Period
Column 2: Acceleration (g) for: Weighted Mean of Attenuation Equations
Column 3: Acceleration (g) for: Boore-Atkinson (2008) NGA USGS 2008 MRC
Column 4: Acceleration (g) for: Campbell-Bozorgnia (2008) NGA USGS 2008 MRC
Column 5: Acceleration (g) for: Chiou-Youngs (2007) NGA USGS 2008 MRC

1	2	3	4	5
PGA	1.597e-001	1.943e-001	1.309e-001	1.539e-001
0.03	1.665e-001	2.008e-001	1.366e-001	1.620e-001
0.05	1.838e-001	2.118e-001	1.548e-001	1.848e-001
0.1	2.564e-001	2.792e-001	2.203e-001	2.696e-001
0.2	3.430e-001	3.778e-001	2.987e-001	3.524e-001
0.3	3.483e-001	3.982e-001	3.043e-001	3.424e-001
0.4	3.318e-001	3.862e-001	2.897e-001	3.194e-001
0.5	3.200e-001	3.776e-001	2.876e-001	2.947e-001
0.75	2.690e-001	3.234e-001	2.450e-001	2.385e-001
1	2.216e-001	2.554e-001	2.095e-001	2.000e-001
2	1.076e-001	1.170e-001	1.155e-001	9.033e-002
3	6.868e-002	7.320e-002	7.696e-002	5.587e-002
4	5.004e-002	5.180e-002	5.895e-002	3.938e-002

Source: Sierra Madre (San Fernando)
Region: USGS 2008 California
Closest Distance: 96.29 km
Amplitude Units: Acceleration (g)
Magnitude: 6.70 Mw
Fractile: 0.84
Column 1: Spectral Period
Column 2: Acceleration (g) for: Weighted Mean of Attenuation Equations
Column 3: Acceleration (g) for: Boore-Atkinson (2008) NGA USGS 2008 MRC
Column 4: Acceleration (g) for: Campbell-Bozorgnia (2008) NGA USGS 2008 MRC
Column 5: Acceleration (g) for: Chiou-Youngs (2007) NGA USGS 2008 MRC

1	2	3	4	5
PGA	8.513e-002	1.055e-001	8.309e-002	6.677e-002
0.03	8.659e-002	1.054e-001	8.583e-002	6.858e-002
0.05	9.390e-002	1.096e-001	9.582e-002	7.630e-002
0.1	1.298e-001	1.473e-001	1.311e-001	1.111e-001
0.2	1.968e-001	2.440e-001	1.868e-001	1.595e-001
0.3	2.123e-001	2.735e-001	1.998e-001	1.636e-001
0.4	2.040e-001	2.656e-001	1.868e-001	1.596e-001
0.5	1.969e-001	2.604e-001	1.794e-001	1.507e-001
0.75	1.606e-001	2.152e-001	1.435e-001	1.231e-001
1	1.292e-001	1.694e-001	1.150e-001	1.031e-001
2	5.796e-002	7.383e-002	5.464e-002	4.540e-002
3	3.435e-002	4.081e-002	3.477e-002	2.745e-002
4	2.469e-002	2.899e-002	2.608e-002	1.900e-002

Fractile: Mean
Column 1: Spectral Period
Column 2: Acceleration (g) for: Weighted Mean of Attenuation Equations
Column 3: Acceleration (g) for: Boore-Atkinson (2008) NGA USGS 2008 MRC
Column 4: Acceleration (g) for: Campbell-Bozorgnia (2008) NGA USGS 2008 MRC
Column 5: Acceleration (g) for: Chiou-Youngs (2007) NGA USGS 2008 MRC

1	2	3	4	5
PGA	5.617e-002	6.962e-002	5.483e-002	4.406e-002
0.03	5.714e-002	6.953e-002	5.663e-002	4.525e-002
0.05	6.196e-002	7.230e-002	6.322e-002	5.034e-002
0.1	8.554e-002	9.681e-002	8.648e-002	7.332e-002
0.2	1.298e-001	1.610e-001	1.233e-001	1.051e-001
0.3	1.398e-001	1.798e-001	1.318e-001	1.077e-001
0.4	1.346e-001	1.749e-001	1.242e-001	1.048e-001
0.5	1.295e-001	1.707e-001	1.191e-001	9.868e-002
0.75	1.047e-001	1.395e-001	9.433e-002	8.013e-002
1	8.390e-002	1.098e-001	7.520e-002	6.674e-002
2	3.714e-002	4.703e-002	3.531e-002	2.909e-002
3	2.198e-002	2.603e-002	2.246e-002	1.745e-002
4	1.577e-002	1.847e-002	1.684e-002	1.200e-002

Source: Sierra Madre Connected
Region: USGS 2008 California
Closest Distance: 43.87 km
Amplitude Units: Acceleration (g)

Magnitude: 7.30 Mw
Fractile: 0.84
Column 1: Spectral Period
Column 2: Acceleration (g) for: Weighted Mean of Attenuation Equations
Column 3: Acceleration (g) for: Boore-Atkinson (2008) NGA USGS 2008 MRC
Column 4: Acceleration (g) for: Campbell-Bozorgnia (2008) NGA USGS 2008 MRC
Column 5: Acceleration (g) for: Chiou-Youngs (2007) NGA USGS 2008 MRC

1	2	3	4	5
PGA	2.527e-001	3.048e-001	2.046e-001	2.487e-001
0.03	2.639e-001	3.164e-001	2.135e-001	2.619e-001
0.05	2.913e-001	3.340e-001	2.415e-001	2.985e-001
0.1	4.047e-001	4.387e-001	3.414e-001	4.340e-001
0.2	5.357e-001	5.753e-001	4.639e-001	5.679e-001
0.3	5.464e-001	6.108e-001	4.750e-001	5.534e-001
0.4	5.189e-001	5.927e-001	4.503e-001	5.137e-001
0.5	5.032e-001	5.855e-001	4.505e-001	4.735e-001
0.75	4.339e-001	5.163e-001	3.955e-001	3.899e-001
1	3.620e-001	4.103e-001	3.443e-001	3.312e-001
2	1.824e-001	1.955e-001	1.981e-001	1.537e-001
3	1.185e-001	1.258e-001	1.332e-001	9.653e-002
4	8.677e-002	8.900e-002	1.025e-001	6.882e-002

Fractile: Mean
Column 1: Spectral Period
Column 2: Acceleration (g) for: Weighted Mean of Attenuation Equations
Column 3: Acceleration (g) for: Boore-Atkinson (2008) NGA USGS 2008 MRC
Column 4: Acceleration (g) for: Campbell-Bozorgnia (2008) NGA USGS 2008 MRC
Column 5: Acceleration (g) for: Chiou-Youngs (2007) NGA USGS 2008 MRC

1	2	3	4	5
PGA	1.668e-001	2.011e-001	1.350e-001	1.641e-001
0.03	1.742e-001	2.088e-001	1.409e-001	1.728e-001
0.05	1.922e-001	2.204e-001	1.594e-001	1.969e-001
0.1	2.667e-001	2.883e-001	2.253e-001	2.864e-001
0.2	3.535e-001	3.796e-001	3.061e-001	3.747e-001
0.3	3.600e-001	4.014e-001	3.134e-001	3.652e-001
0.4	3.438e-001	3.903e-001	2.995e-001	3.417e-001
0.5	3.332e-001	3.837e-001	3.002e-001	3.157e-001
0.75	2.840e-001	3.347e-001	2.605e-001	2.569e-001
1	2.359e-001	2.658e-001	2.256e-001	2.164e-001
2	1.171e-001	1.245e-001	1.280e-001	9.876e-002
3	7.591e-002	8.024e-002	8.603e-002	6.146e-002
4	5.546e-002	5.672e-002	6.618e-002	4.349e-002

Source: So Emerson-Copper Mtn
Region: USGS 2008 California
Closest Distance: 79.94 km
Amplitude Units: Acceleration (g)
Magnitude: 7.10 Mw
Fractile: 0.84
Column 1: Spectral Period
Column 2: Acceleration (g) for: Weighted Mean of Attenuation Equations
Column 3: Acceleration (g) for: Boore-Atkinson (2008) NGA USGS 2008 MRC
Column 4: Acceleration (g) for: Campbell-Bozorgnia (2008) NGA USGS 2008 MRC
Column 5: Acceleration (g) for: Chiou-Youngs (2007) NGA USGS 2008 MRC

1	2	3	4	5
PGA	1.319e-001	1.698e-001	1.170e-001	1.087e-001
0.03	1.351e-001	1.716e-001	1.211e-001	1.126e-001
0.05	1.474e-001	1.802e-001	1.353e-001	1.268e-001
0.1	2.015e-001	2.348e-001	1.839e-001	1.857e-001
0.2	2.830e-001	3.322e-001	2.600e-001	2.570e-001
0.3	2.933e-001	3.449e-001	2.781e-001	2.570e-001
0.4	2.836e-001	3.448e-001	2.628e-001	2.431e-001
0.5	2.763e-001	3.385e-001	2.612e-001	2.293e-001
0.75	2.331e-001	2.865e-001	2.234e-001	1.893e-001
1	1.973e-001	2.406e-001	1.884e-001	1.629e-001
2	1.058e-001	1.314e-001	1.007e-001	8.519e-002
3	6.829e-002	8.365e-002	6.637e-002	5.487e-002
4	5.075e-002	6.254e-002	5.064e-002	3.906e-002

Fractile: Mean
Column 1: Spectral Period
Column 2: Acceleration (g) for: Weighted Mean of Attenuation Equations
Column 3: Acceleration (g) for: Boore-Atkinson (2008) NGA USGS 2008 MRC
Column 4: Acceleration (g) for: Campbell-Bozorgnia (2008) NGA USGS 2008 MRC
Column 5: Acceleration (g) for: Chiou-Youngs (2007) NGA USGS 2008 MRC

1	2	3	4	5
PGA	8.700e-002	1.121e-001	7.722e-002	7.173e-002
0.03	8.914e-002	1.132e-001	7.992e-002	7.432e-002
0.05	9.729e-002	1.189e-001	8.929e-002	8.365e-002
0.1	1.327e-001	1.543e-001	1.213e-001	1.226e-001
0.2	1.868e-001	2.192e-001	1.715e-001	1.696e-001

0.3	1.933e-001	2.267e-001	1.835e-001	1.696e-001
0.4	1.877e-001	2.271e-001	1.748e-001	1.613e-001
0.5	1.823e-001	2.219e-001	1.735e-001	1.515e-001
0.75	1.522e-001	1.857e-001	1.469e-001	1.240e-001
1	1.284e-001	1.559e-001	1.233e-001	1.059e-001
2	6.783e-002	8.372e-002	6.508e-002	5.470e-002
3	4.372e-002	5.336e-002	4.287e-002	3.493e-002
4	3.241e-002	3.986e-002	3.270e-002	2.468e-002

Source: Verdugo
Region: USGS 2008 California
Closest Distance: 78.03 km
Amplitude Units: Acceleration (g)
Magnitude: 6.90 Mw
Fractile: 0.84
Column 1: Spectral Period
Column 2: Acceleration (g) for: Weighted Mean of Attenuation Equations
Column 3: Acceleration (g) for: Boore-Atkinson (2008) NGA USGS 2008 MRC
Column 4: Acceleration (g) for: Campbell-Bozorgnia (2008) NGA USGS 2008 MRC
Column 5: Acceleration (g) for: Chiou-Youngs (2007) NGA USGS 2008 MRC

1	2	3	4	5
PGA	1.256e-001	1.610e-001	1.107e-001	1.049e-001
0.03	1.284e-001	1.618e-001	1.147e-001	1.088e-001
0.05	1.399e-001	1.685e-001	1.287e-001	1.226e-001
0.1	1.938e-001	2.241e-001	1.774e-001	1.800e-001
0.2	2.812e-001	3.460e-001	2.496e-001	2.480e-001

0.3	2.955e-001	3.760e-001	2.638e-001	2.468e-001
0.4	2.823e-001	3.655e-001	2.475e-001	2.339e-001
0.5	2.727e-001	3.576e-001	2.412e-001	2.194e-001
0.75	2.251e-001	2.979e-001	1.989e-001	1.785e-001
1	1.828e-001	2.351e-001	1.636e-001	1.497e-001
2	8.453e-002	1.044e-001	8.248e-002	6.669e-002
3	5.121e-002	5.973e-002	5.323e-002	4.068e-002
4	3.709e-002	4.268e-002	4.016e-002	2.843e-002

Fractile: Mean
Column 1: Spectral Period
Column 2: Acceleration (g) for: Weighted Mean of Attenuation Equations
Column 3: Acceleration (g) for: Boore-Atkinson (2008) NGA USGS 2008 MRC
Column 4: Acceleration (g) for: Campbell-Bozorgnia (2008) NGA USGS 2008 MRC
Column 5: Acceleration (g) for: Chiou-Youngs (2007) NGA USGS 2008 MRC

1	2	3	4	5
PGA	8.284e-002	1.063e-001	7.306e-002	6.921e-002
0.03	8.475e-002	1.068e-001	7.570e-002	7.178e-002
0.05	9.233e-002	1.112e-001	8.489e-002	8.092e-002
0.1	1.277e-001	1.473e-001	1.171e-001	1.187e-001
0.2	1.855e-001	2.283e-001	1.647e-001	1.636e-001
0.3	1.947e-001	2.471e-001	1.740e-001	1.628e-001
0.4	1.867e-001	2.407e-001	1.646e-001	1.548e-001
0.5	1.797e-001	2.344e-001	1.602e-001	1.446e-001
0.75	1.469e-001	1.932e-001	1.308e-001	1.167e-001
1	1.189e-001	1.523e-001	1.071e-001	9.723e-002
2	5.420e-002	6.651e-002	5.331e-002	4.279e-002
3	3.279e-002	3.810e-002	3.439e-002	2.588e-002

4	2.370e-002	2.720e-002	2.593e-002	1.796e-002

Source: Extensional Gridded
Region: USGS 2008 Western US
  Closest Distance: 12.46 km
  Amplitude Units: Acceleration (g)
  Magnitude: 7.00 Mw
  Fractile: 0.84
  Column 1: Spectral Period
  Column 2: Acceleration (g) for: Weighted Mean of Attenuation Equations
  Column 3: Acceleration (g) for: Boore-Atkinson (2008) NGA USGS 2008 MRC
  Column 4: Acceleration (g) for: Campbell-Bozorgnia (2008) NGA USGS 2008 MRC
  Column 5: Acceleration (g) for: Chiou-Youngs (2007) NGA USGS 2008 MRC

1	2	3	4	5
PGA	5.520e-001	5.286e-001	4.645e-001	6.631e-001
0.03	5.848e-001	5.593e-001	4.885e-001	7.067e-001
0.05	6.510e-001	6.050e-001	5.582e-001	7.897e-001
0.1	9.119e-001	8.512e-001	8.169e-001	1.068e+000
0.2	1.176e+000	1.140e+000	1.073e+000	1.346e+000
0.3	1.165e+000	1.143e+000	1.046e+000	1.338e+000
0.4	1.135e+000	1.154e+000	1.003e+000	1.272e+000
0.5	1.082e+000	1.118e+000	9.684e-001	1.179e+000
0.75	9.056e-001	9.323e-001	8.087e-001	9.882e-001
1	7.664e-001	7.561e-001	6.927e-001	8.584e-001
2	4.075e-001	4.018e-001	3.856e-001	4.357e-001
3	2.583e-001	2.510e-001	2.548e-001	2.691e-001

4	1.882e-001	1.857e-001	1.936e-001	1.853e-001

Fractile: Mean
Column 1: Spectral Period
Column 2: Acceleration (g) for: Weighted Mean of Attenuation Equations
Column 3: Acceleration (g) for: Boore-Atkinson (2008) NGA USGS 2008 MRC
Column 4: Acceleration (g) for: Campbell-Bozorgnia (2008) NGA USGS 2008 MRC
Column 5: Acceleration (g) for: Chiou-Youngs (2007) NGA USGS 2008 MRC

1	2	3	4	5
PGA	3.642e-001	3.487e-001	3.065e-001	4.375e-001
0.03	3.859e-001	3.691e-001	3.223e-001	4.663e-001
0.05	4.295e-001	3.992e-001	3.683e-001	5.211e-001
0.1	6.010e-001	5.594e-001	5.390e-001	7.045e-001
0.2	7.761e-001	7.519e-001	7.082e-001	8.881e-001
0.3	7.676e-001	7.515e-001	6.901e-001	8.831e-001
0.4	7.522e-001	7.601e-001	6.671e-001	8.460e-001
0.5	7.198e-001	7.329e-001	6.492e-001	7.906e-001
0.75	5.961e-001	6.044e-001	5.348e-001	6.571e-001
1	5.013e-001	4.898e-001	4.548e-001	5.643e-001
2	2.618e-001	2.559e-001	2.492e-001	2.806e-001
3	1.654e-001	1.601e-001	1.646e-001	1.714e-001
4	1.202e-001	1.184e-001	1.250e-001	1.171e-001

Probabilistic Spectra results for EZ-FRISK 7.65 Build 004

ANNUAL FREQUENCY OF EXCEEDANCE: 4.041e-004
RETURN PERIOD: 2474.9
PROBABILITY OF EXCEEDENCE: 2.0% IN 50.0 YEARS
Column 1: Spectral Period
Column 2: Acceleration (g) for: Mean
Column 3: Acceleration (g) for: Boore-Atkinson (2008) NGA USGS 2008 MRC
Column 4: Acceleration (g) for: Campbell-Bozorgnia (2008) NGA USGS 2008 MRC
Column 5: Acceleration (g) for: Chiou-Youngs (2007) NGA USGS 2008 MRC

1	2	3	4	5
PGA	1.303e+000	1.236e+000	1.173e+000	1.467e+000
0.03	1.390e+000	1.335e+000	1.224e+000	1.575e+000
0.05	1.548e+000	1.469e+000	1.367e+000	1.767e+000
0.1	2.144e+000	2.165e+000	1.825e+000	2.351e+000
0.2	2.721e+000	2.737e+000	2.325e+000	* 3.040e+000
0.3	2.847e+000	2.927e+000	2.391e+000	* 3.158e+000
0.4	2.823e+000	2.953e+000	2.410e+000	* 3.055e+000
0.5	2.771e+000	2.923e+000	2.493e+000	2.877e+000
0.75	2.567e+000	2.687e+000	2.429e+000	2.583e+000
1	2.322e+000	2.182e+000	2.334e+000	2.433e+000
2	1.517e+000	1.353e+000	1.707e+000	1.472e+000
3	1.111e+000	1.064e+000	1.204e+000	1.053e+000
4	8.604e-001	8.174e-001	9.649e-001	7.860e-001

Converse Consultants
Geotechnical Engineering
Environmental & Groundwater Science
Inspection & Testing Services

GEOTECHNICAL INVESTIGATION REPORT

DIESEL TECHNOLOGY CENTER HARDSCAPE AREA DESIGN

1020 PACIFIC STREET
CITY OF SAN BERNARDINO, SAN BERNARDINO COUNTY, CALIFORNIA

CONVERSE PROJECT NO. 18-81-134-04

Prepared For:

SAN BERNARDINO CITY UNIFIED SCHOOL DISTRICT
Mr. Thomas Pace
Director of Facilities
956 West 9th Street
San Bernardino, CA 92411

Presented By:

CONVERSE CONSULTANTS
2021 Rancho Drive, Suite 1
Redlands, CA 92373
909-796-0544

March 5, 2019

Converse Consultants
Geotechnical Engineering, Environmental & Groundwater Science, Inspection & Testing Services

March 5, 2019

Mr. Thomas Pace
Director of Facilities
San Bernardino City Unified School District
956 West 9th Street
San Bernardino, CA 92411

Subject: **GEOTECHNICAL INVESTIGATION REPORT**
Diesel Technology Center Hardscape Area Design
1020 Pacific Street
City of San Bernardino, San Bernardino County, California
Converse Project No. 18-81-134-04

Dear Mr. Pace:

Converse Consultants (Converse) is pleased to submit this geotechnical investigation report to assist with the design of the hardscape areas around the Diesel Technology Center within the Pacific High School, located in the City of San Bernardino, San Bernardino County, California. This report was prepared in accordance with our proposal dated September 13, 2018, and your Purchase Order Number 894107.

Based upon our field investigation, laboratory data, and analyses, the proposed hardscape design is considered feasible from a geotechnical standpoint, provided the recommendations presented in this report are incorporated into the design and construction of the project.

We appreciate the opportunity to be of service to the San Bernardino City Unified School District. Should you have any questions, please do not hesitate to contact us at 909-796-0544.

CONVERSE CONSULTANTS

Hashmi S. E. Quazi, PhD, PE, GE
Principal Engineer

Dist.: 3/Addressee
ZA/JB/HSQ/KVG

PROFESSIONAL CERTIFICATION

This report has been prepared by the individuals whose seals and signatures appear herein.

The findings, recommendations, specifications, or professional opinions contained in this report were prepared in accordance with generally accepted professional engineering, engineering geologic principles, and practice in this area of Southern California. There is no warranty, either expressed or implied.

Zahangir Alam, PhD, EIT
Senior Staff Engineer

James Burnham, PG
Project Geologist

Hashmi S. E. Quazi, PhD, PE, GE
Principal Engineer

TABLE OF CONTENTS

1.0 INTRODUCTION 1

2.0 PROJECT DESCRIPTION 1

3.0 EXISTING PAVEMENT DESCRIPTION 1

4.0 SCOPE OF WORK 3

4.1 PROJECT SET-UP 3
4.2 SUBSURFACE EXPLORATION 3
4.3 LABORATORY TESTING 4
4.4 ANALYSES AND REPORT 4

5.0 SUBSURFACE CONDITIONS 4

5.1 SUBSURFACE PROFILE 4
5.2 SUBSURFACE VARIATIONS 5

6.0 LABORATORY TEST RESULTS 5

6.1 PHYSICAL TEST RESULTS 5

7.0 PAVEMENT RECOMMENDATIONS 6

7.1 NEW PAVEMENT SECTION 6
7.2 PAVEMENT REHABILITATION (MILL AND OVERLAY) 9
7.3 CONCRETE PAVING (PEDESTRIAN) 9
7.4 DECOMPOSED GRANITE PAVING (PEDESTRIAN) 10

8.0 GEOTECHNICAL SERVICES DURING CONSTRUCTION 10

9.0 CLOSURE 10

10.0 REFERENCES 12

FIGURES

Following Page No.

Figure No. 1, *Approximate SiteLocation Map* 1
Figure No. 2, *Approximate Boring Locations Map* 4

TABLES

Page No.

Table No. 1, Summary of Subsurface Conditions 4
Table No. 2, Recommended Asphalt Concrete Pavement Sections 7
Table No. 3, Recommended Rigid Pavement Sections 7

APPENDICES

Appendix A.....*Field Exploration*
Appendix B.....*Laboratory Testing Program*

1.0 INTRODUCTION

This report contains the findings of our geotechnical investigation performed for the design of the hardscape area around the proposed Diesel Technology Center (DTC) at Pacific High School in the City of San Bernardino, San Bernardino County, California. The approximate site location is shown in Figure No. 1, *Approximate Site Location Map.*

The purposes of this investigation were to evaluate the nature and pertinent engineering properties of the subsurface materials at the project site and to provide pavement design, construction, and rehabilitation recommendations.

This report is prepared for the project site described herein and is intended for use solely by San Bernardino City Unified School District and their designated project team. If provided to other parties, this report be used for information on factual data only. Other parties should be responsible for making their own interpretations of the data contained in this report.

2.0 PROJECT DESCRIPTION

The project consists of the design and construction of hardscaped areas around the DTC at Pacific High School, San Bernardino, CA. The hardscaped area will consist of the following.

- Asphalt Concrete Pavement Rated up to 80,000# load.
- Cement Concrete Pavement Rated up to 80,000# load.
- Interior Concrete Slab Rated up to 64,000# load.
- Concrete Paving (Pedestrian).
- Decomposed Granite Paving (Pedestrian).

3.0 EXISTING PAVEMENT DESCRIPTION

The following Photographs No. 1 through 3 summarize the general pavement conditions observed during the field exploration.

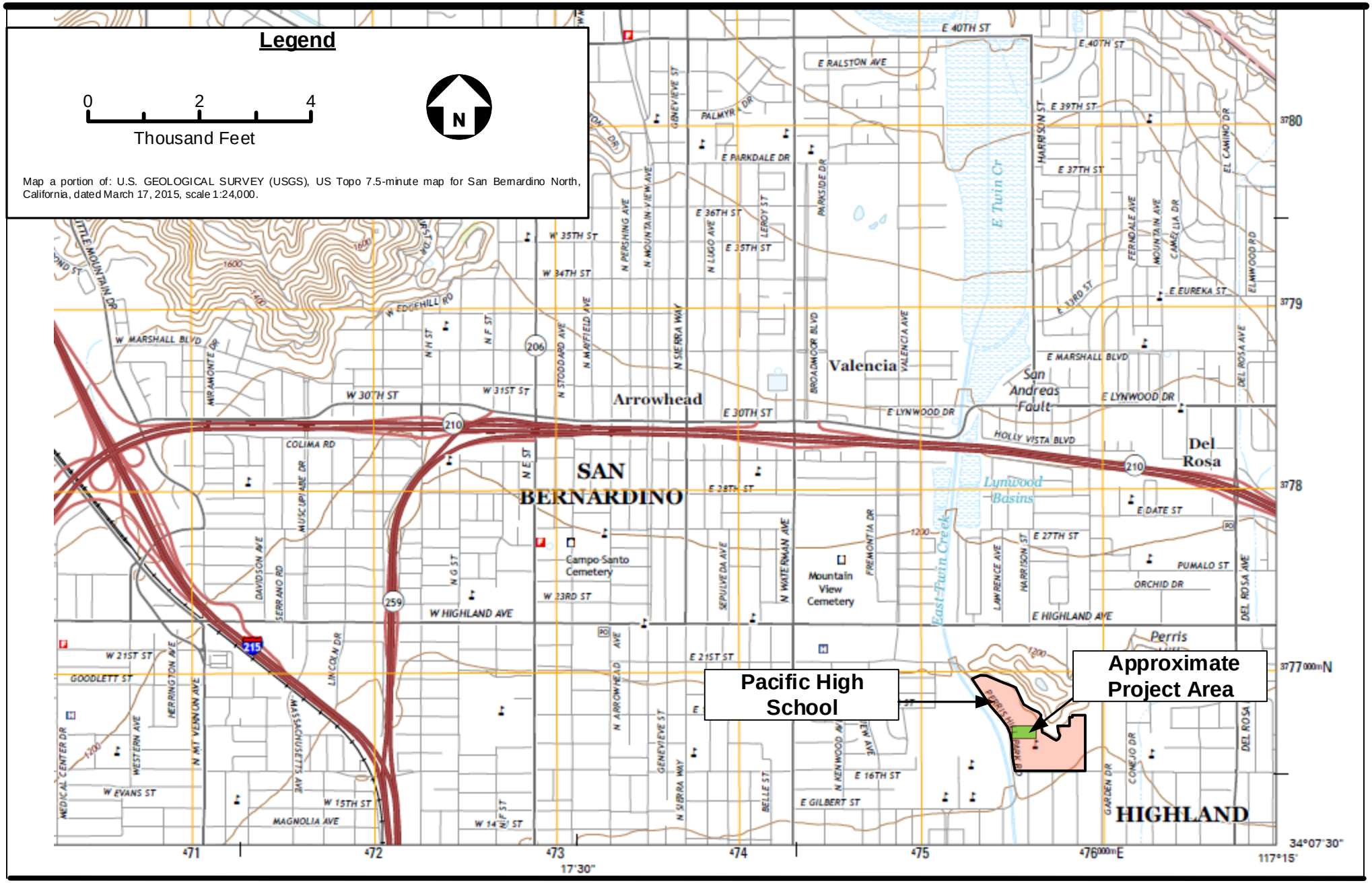

Project: Diesel Technology Center Hardscape Area Design
Location: 1020 Pacific Street
City of Moreno Valley, Riverside County, California

Client: San Bernardino City Unified School District

Approximate Site Location Map

Project No
18-81-134-04

FIGURE
1

Converse Consultants

Photograph 1 – Some longitudinal and transverse cracking on the south side of the project area.

Photograph 2 – Some longitudinal and transverse cracking along the west side of the project area.

Photograph 3 – Some longitudinal and transverse cracking on the north side of the project area.

4.0 SCOPE OF WORK

The scope of our investigation included the tasks described in the following sections.

4.1 Project Set-Up

The project set-up consisted of the following tasks.

- Conducted a site reconnaissance to verify site access and marked the boring locations.
- Notified Underground Service Alert (USA) at least 48 hours prior to drilling to clear the boring locations of conflict with underground utilities.
- Engaged a California-licensed driller to drill exploratory borings.

4.2 Subsurface Exploration

Five exploratory borings (BH-01 through BH-05) were drilled to investigate the subsurface conditions within the proposed hardscape areas on December 8, 2018. The borings were drilled to the planned maximum depths of 6.5 feet below the existing ground surface (bgs).

The approximate locations of the borings are shown on Figure No. 2, *Approximate Boring Locations Map*. A detailed discussion of the subsurface exploration is presented in Appendix A, *Field Exploration*.

4.3 Laboratory Testing

Representative samples of the site soils were tested in the laboratory to aid in the soils classification, and to evaluate relevant engineering properties of the site soils. These tests included the following.

- *In-situ* moisture content and dry densities (ASTM D2216/D7263)
- R-value (CT 301)
- Maximum dry density and optimum-moisture content (ASTM D1557)

For *in-situ* moisture and dry density data, see the Logs of Borings in Appendix A, *Field Exploration*. For a description of the laboratory test methods and test results, see Appendix B, *Laboratory Testing Program.*

4.4 Analyses and Report

Data obtained from the exploratory fieldwork and the laboratory-testing program were evaluated. The geotechnical analyses were compiled, and this report was prepared to present our findings and recommendations.

5.0 SUBSURFACE CONDITIONS

The various elements of the subsurface condition are presented below.

5.1 Subsurface Profile

The general subsurface conditions are summarized on the following table.

Table No. 1, Summary of Subsurface Conditions

Boring No.	Drilled Depth (feet)	Asphalt (inches)	Aggregate Base (inches)	Subgrade Soil Description
BH-01	6.5	2.0	0.0	Silty Sand (SM), fine to medium-grained, dark brown
BH-02	6.5	3.0	0.0	Silty Sand (SM), fine to coarse-grained, brown
BH-03	6.5	6.0	0.0	Silty Sand (SM), fine to coarse-grained, dark brown

Approximate Boring Locations Map

Project: Diesel Technology Center Hardscape Area Design
Location: 1020 Pacific Street
City of San Bernardino, San Bernardino County, California
For: San Bernardino City Unified School District

Project No.
18-81-134-04

Converse Consultants

Figure No.
2

Boring No.	Drilled Depth (feet)	Asphalt (inches)	Aggregate Base (inches)	Subgrade Soil Description
BH-04	6.5	5.0	0.0	Silty Sand (SM), fine to coarse-grained, dark brown
BH-05	6.5	3.0	0.0	Silty Sand (SM), fine to coarse-grained, dark brown

For a detailed description of the subsurface materials encountered, see Drawings No. A-2 through A-6, *Logs of Borings,* in Appendix A, *Field Exploration.* The measured *in-situ* dry densities and moisture-contents of the subsurface materials at selected depths are also shown on the logs of borings.

5.2 Subsurface Variations

Based on the results of our subsurface exploration, variations in the continuity and nature of subsurface conditions should be anticipated. Due to the variations in the nature and depositional characteristics of earth materials, care should be exercised in extrapolating or interpolating subsurface soil conditions between or beyond the exploration locations.

6.0 LABORATORY TEST RESULTS

Laboratory testing was performed to determine the physical and engineering properties of the subsurface soils. Tests results are included in Appendix A, *Field Exploration* and Appendix B, *Laboratory Testing Program*. Discussions of the various test results are presented below.

6.1 Physical Test Results

- In-situ Moisture and Dry Density – *In-situ* dry density and moisture content of the site soils were determined in accordance to ASTM Standard D2216 and D7263. Dry densities of soils of the project ranged from 105 to 118 pcf with moisture contents of 3 to 14 percent. Results are presented in the log of borings in Appendix A, *Field Exploration*.
- R-Value – Two representative bulk samples were tested in accordance with California Test Method 301. The results of the R-value tests were 29 and 38.
- Maximum Dry Density and Optimum Moisture Content – Typical moisture-density relationship of a representative soil sample was tested in accordance with ASTM Standard D1557. The test result is presented in Drawing No. B-1, *Moisture-Density Relationship Result*, in Appendix B, *Laboratory Testing Program.* The laboratory maximum dry density was 126.0 pounds per cubic feet (pcf), with an optimum moisture content of 10.5 percent.

7.0 PAVEMENT RECOMMENDATIONS

This section contains our recommendations for the pavement design. These recommendations are based on the results of our field exploration, laboratory testing, our experience with similar projects, and data evaluation as presented in the preceding sections. These recommendations may need to be modified based on observation of the actual field conditions during construction.

7.1 New Pavement Section

This section contains our recommendations regarding new pavement sections.

7.1.1 Use of Existing Asphalt Concrete

Existing asphalt concrete can be pulverized onsite and used as base material. The pulverizing depth should be at least 1 inch deeper than the thickness of the existing flexible surface layer to prevent excessive wear on the pulverizing machines. The pulverized materials should conform to Section 200-2.8 of the Greenbook (2015) and should be placed in accordance with Section 301-2 of the Greenbook (2015).

7.1.2 Asphalt Concrete Pavement

Two representative soil samples were tested to determine the R-value of the subgrade soils. The tested R-values were 29 and 38. For pavement design, we have utilized an R-value of 29 and design Traffic Indices (TIs) were 6 through 9.

Based on the above information, asphalt concrete and aggregate base thickness are determined using the *Caltrans Highway Design Manual (Caltrans, 2017)*, Chapter 630 with a safety factor of 0.2 for Asphalt Concrete/Aggregate Base Section and 0.1 for full depth Asphalt Concrete section. Asphalt concrete pavement sections are presented in the following table.

Table No. 2, Recommended Asphalt Concrete Pavement Sections

	Traffic Index (TI)	Weight Capacity (LB)	Pavement Section		
			Option 1		Option 2
			Asphalt Concrete (inches)	Aggregate Base (inches)	Full AC Section (inches)
R-value 29	6	-	4.0	7.0	8.0
	7	-	4.5	9.0	10.0
	8	64,000#	5.0	11.5	12.0
	9	80,000#	6.0	13.0	14.0

At or near the completion of grading, subsurface samples should be tested to evaluate the actual subgrade R-value for final pavement design.

Asphalt concrete materials should conform to Section 203 of the Greenbook (2015) and should be placed in accordance with Section 302.5 of the Greenbook (2015).

Base materials should conform to Section 200-2 of the Greenbook (2015) and should be placed in accordance with Section 301-2 of the Greenbook (2015).

Positive drainage should be provided away from all pavement areas to prevent seepage of surface and/or subsurface water into the pavement base and/or subgrade.

7.1.3 Concrete (Rigid) Pavement

The rigid pavement sections presented in Table No. 3, *Recommended Rigid Pavement Sections*, are based on the PCC Pavement Design Chart for City and County Roads. Pavement sections are provided for the Traffic Indices (TIs) ranging from 6 to 9. An R-value of 29 was used for pavement design based on laboratory test performed on the two representative soil samples.

Table No. 3, Recommended Rigid Pavement Sections

R-Value	Design Traffic Index (TI)	Weight Capacity (LB)	PCCP Pavement Section (inches)
29	6.0	-	6.5
	7.0	-	7.0
	8.0	64,000#	8.0
	9.0	80,000#	9.0

The pavement section presented in Table No. 3, *Recommended Rigid Pavement Sections* is based on a minimum 28-day Modulus of Rupture (M-R) of 550 psi and a compressive strength of 3,000 psi. The third point method of testing beams should be used to evaluate modulus of rupture. The concrete mix design should contain a minimum cement content of 5.5 sacks per cubic yard. Recommended maximum and minimum values of slump for pavement concrete are 3 inches and 1 inch, respectively.

Transverse contraction joints should not be spaced more than 15 feet and should be cut to a depth of ¼ the thickness of the slab. Longitudinal joints should not be spaced more than 12 feet apart. A longitudinal joint is not necessary in the pavement adjacent to the curb and gutter section.

All outside edges should conform to Section 201 of the 2009 Standard Specifications for Public Works Construction (SSPWC), and PCC pavement should be constructed in accordance with Section 302-6, “Portland Cement Concrete Pavement” of the SSPWC.

Positive drainage should be provided away from all pavement areas to prevent seepage of surface and/or subsurface water into the pavement base and/or subgrade. The pavement structures and sidewalks should be provided with adequate surface and subsurface drainage.

7.1.4 Subgrade Preparation

All areas to receive asphalt or concrete pavement should be overexcavated to a depth of 12 inches below finish grade. The overexcavation should extend at least 2-foot beyond the edge of pavement. If isolated pockets of very soft, loose, or pumping subgrade are encountered, the overexcavation should be locally deepened, as needed, to expose undisturbed, firm, and unyielding soils.

Excavated on-site soils are generally considered suitable for re-use as compacted fill. Prior to re-use, excavated soils should be cleared of all debris, vegetation. Rocks larger than 1 inch in the largest dimension should not be placed within the upper 12 inches of the subgrade section.

Fill soils should be evenly spread in horizontal, 8-inch-maximum, loose lifts. The fill materials should be thoroughly mixed and moisture conditioned to within ± 3 percent of optimum moisture content for coarse grained soils and between optimum and 2 percent above optimum for fine grained soils.

At least the upper 12 inches of subgrade soils underneath pavements intended to support vehicle loads should be scarified, moisture conditioned, and compacted to at least 95 percent of the laboratory maximum dry density.

7.2 Pavement Rehabilitation (Mill and Overlay)

The existing pavement sections should be milled at least 2 inches to prepare the surface. Generally milling operations result in an irregular surface to which the tack coat and the paving fabric can readily conform. Paving fabrics are appropriate and will give extended life with generally accepted milled surfaces. Then use tack coat over the milled surface and place paving fabric on top of tack coat. Finally, replace the top of the existing grade with a new asphalt concrete (AC) layer. The paving fabric should meet requirements of Caltrans Standard Specifications, 2015 (Section 96-1.02).

In order to lengthen the life span of the pavement rehabilitation, the top portion of HMA surface layer may be replaced with equivalent gap-graded Rubberized Hot Mix Asphalt (RHMA-G) and/or a rubberized stress absorbing membrane interlayer (SAMI-R). The RHMA-G thickness should have a minimum of 0.1 feet and a maximum of 0.2 feet. (Caltrans HDM, Topic 631). The RHMA-G and SAMI-R will reduce the occurrence of reflective cracking of the pavement surface.

Asphalt concrete materials should conform to Section 203 of the Greenbook and should be placed in accordance with Section 302.5 of the Greenbook, or as required by the City of San Bernardino.

Positive drainage should be provided away from all pavement areas to prevent seepage of surface and/or subsurface water into the pavement base and/or subgrade.

7.3 Concrete Paving (Pedestrian)

Except as modified herein, concrete walks should be constructed in accordance with Section 303-5, *Concrete Curbs, Walks, Gutters, Cross-Gutters, Alley Intersections, Access Ramps, and Driveways*, of the Standard Specifications for Public Works Construction (Public Works Standards, 2015).

Prior to placement of concrete, the upper 12 inches of subgrade soils should be moisture conditioned to within $\pm$ 3 percent of optimum moisture content for coarse-grained soils and 0 and 2 percent above optimum for fine-grained soils, and compacted to at least 95 percent of the laboratory maximum dry density.

The subgrade should be prepared Concrete walks subjected to pedestrian and bicycle loading should be at least 4 inches thick, or as required by the civil or structural engineer. Transverse joints should be spaced 15 feet or less and should be cut to a depth of one-fourth the slab thickness.

Positive drainage should be provided away from all driveways and sidewalks to prevent seepage of surface and/or subsurface water into the concrete base and/or subgrade.

7.4 Decomposed Granite Paving (Pedestrian)

For walkways and paths, decomposed granite can be used in two layers of 2 inches. Using decomposed granite with the addition of stabilizers or resins can extend the life of the paving. This however requires the use of proper mixing equipment or can be bought premixed from certain suppliers.

Prior to placement of concrete, the upper 12 inches of subgrade soils should be moisture conditioned to within ± 3 percent of optimum moisture content for coarse-grained soils and 0 and 2 percent above optimum for fine-grained soils, and compacted to at least 95 percent of the laboratory maximum dry density.

8.0 GEOTECHNICAL SERVICES DURING CONSTRUCTION

The project geotechnical consultant should review plans and specifications as the project design progresses. Such review is necessary to identify design elements, assumptions, or new conditions which require revisions or additions to our geotechnical recommendations.

The project geotechnical consultant should be present to observe conditions during construction. Testing should be performed to determine density and moisture of the compacted soils during construction. Geotechnical observation and testing should be performed as needed to verify compliance with project specifications. Additional geotechnical recommendations may be required based on subsurface conditions encountered during construction.

9.0 CLOSURE

This report is prepared for the project described herein and is intended for use solely by San Bernardino City Unified School District and their authorized agents, to assist in the design and construction of the proposed project. Our findings and recommendations were obtained in accordance with generally accepted professional principles practiced in geotechnical engineering. We make no other warranty, either expressed or implied.

Converse Consultants is not responsible or liable for any claims or damages associated with interpretation of available information provided to others. Site exploration identifies actual soil conditions only at those points where samples are taken, when they are taken. Data derived through sampling and laboratory testing is extrapolated by Converse employees who render an opinion about the overall soil conditions. Actual conditions in areas not sampled may differ. In the event that changes to the project occur, or additional, relevant information about the project is brought to our attention, the recommendations contained in this report may not be valid unless these changes and additional relevant information are reviewed and the recommendations of this report are modified or verified

in writing. In addition, the recommendations can only be finalized by observing actual subsurface conditions revealed during construction. Converse cannot be held responsible for misinterpretation or changes to our recommendations made by others during construction.

As the project evolves, continued consultation and construction monitoring by a qualified geotechnical consultant should be considered an extension of geotechnical investigation services performed to date. The geotechnical consultant should review plans and specifications to verify that the recommendations presented herein have been appropriately interpreted, and that the design assumptions used in this report are valid. Where significant design changes occur, Converse may be required to augment or modify the recommendations presented herein. Subsurface conditions may differ in some locations from those encountered in the explorations, and may require additional analyses and, possibly, modified recommendations.

Design recommendations given in this report are based on the assumption that the recommendations contained in this report are implemented. Additional consultation may be prudent to interpret Converse's findings for contractors, or to possibly refine these recommendations based upon the review of the actual site conditions encountered during construction. If the scope of the project changes, if project completion is to be delayed, or if the report is to be used for another purpose, this office should be consulted.

10.0 REFERENCES

ASTM INTERNATIONAL, Annual Book of ASTM Standards, Current.

CALIFORNIA DEPARTMENT OF TRANSPORTATION (2017), *"Highway Design Manual"*, Department of Transportation, State of California.

CALIFORNIA DEPARTMENT OF TRANSPORTATION (2015), Standard Specifications, dated 2015.

"GREENBOOK" STANDARD SPECIFICATIONS FOR PUBLIC WORKS CONSTRUCTION, 2015 Edition, Public Works Standards, Inc.

Appendix A

Field Exploration

APPENDIX A

FIELD EXPLORATION

Our field investigation included site reconnaissance and a subsurface exploration program consisting of drilling soil borings. During the site reconnaissance, the surface conditions were noted and the borings were marked using nearby buildings and landmarks as a guide. The boring locations should be considered accurate only to the degree implied by the method used to mark them in the field.

Five exploratory borings (BH-01 through BH-05) were drilled on December 8, 2018 to their planned maximum depths of 6.5 feet below existing ground surface (bgs).

The borings were advanced using a truck-mounted drill rig equipped with 8-inch diameter hollow-stem augers for soil sampling. Encountered earth materials were continuously logged by a Converse geologist and visually classified in the field in accordance with the Unified Soil Classification System. Where appropriate, field descriptions and classifications have been modified to reflect laboratory test results.

Relatively undisturbed samples were obtained using California Modified Samplers (2.4 inches inside diameter and 3 inches outside diameter) lined with thin sample rings. The steel ring sampler was driven into the bottom of the borehole with successive drops of a 140-pound driving weight falling 30 inches. Blow counts at each sample interval are presented on the boring logs. Samples were retained in brass rings (2.4-inches inside diameter and 1 inch in height) and carefully sealed in waterproof plastic containers for shipment to the Converse laboratory. Bulk samples of typical soil types were also obtained.

The exact depths at which material changes occur cannot always be established accurately. Unless a more precise depth can be established by other means, changes in material conditions that occur between driven samples are indicated in the log at the top of the next drive sample.

Following the completion of logging and sampling, all borings were backfilled with soil cuttings and surface patched with cold asphalt concrete. The surface may settle over time. If construction is delayed, we recommend the owner monitor the boring locations and backfill any depressions that might occur, or provide protection around the boring locations to prevent trip and fall injuries from occurring near the area of any potential settlement.

For a key to soil symbols and terminology used in the boring logs, refer to Drawing No. A-1, *Unified Soil Classification and Key to Boring Log Symbols*. Logs of the exploratory borings are presented in Drawings No. A-2 through A-6, *Logs of Borings.*

SOIL CLASSIFICATION CHART

MAJOR DIVISIONS			SYMBOLS GRAPH	SYMBOLS LETTER	TYPICAL DESCRIPTIONS
COARSE GRAINED SOILS MORE THAN 50% OF MATERIAL IS LARGER THAN NO. 200 SIEVE SIZE	GRAVEL AND GRAVELLY SOILS MORE THAN 50% OF COARSE FRACTION RETAINED ON NO. 4 SIEVE	CLEAN GRAVELS (LITTLE OR NO FINES)		GW	WELL-GRADED GRAVELS, GRAVEL - SAND MIXTURES, LITTLE OR NO FINES
				GP	POORLY-GRADED GRAVELS, GRAVEL - SAND MIXTURES, LITTLE OR NO FINES
		GRAVELS WITH FINES (APPRECIABLE AMOUNT OF FINES)		GM	SILTY GRAVELS, GRAVEL - SAND - SILT MIXTURES
				GC	CLAYEY GRAVELS, GRAVEL - SAND - CLAY MIXTURES
	SAND AND SANDY SOILS MORE THAN 50% OF COARSE FRACTION PASSING ON NO. 4 SIEVE	CLEAN SANDS (LITTLE OR NO FINES)		SW	WELL-GRADED SANDS, GRAVELLY SANDS, LITTLE OR NO FINES
				SP	POORLY-GRADED SANDS, GRAVELLY SAND, LITTLE OR NO FINES
		SANDS WITH FINES (APPRECIABLE AMOUNT OF FINES)		SM	SILTY SANDS, SAND - SILT MIXTURES
				SC	CLAYEY SANDS, SAND - CLAY MIXTURES
FINE GRAINED SOILS MORE THAN 50% OF MATERIAL IS SMALLER THAN NO. 200 SIEVE SIZE	SILTS AND CLAYS	LIQUID LIMIT LESS THAN 50		ML	INORGANIC SILTS AND VERY FINE SANDS, ROCK FLOUR, SILTY OR CLAYEY FINE SANDS OR CLAYEY SILTS WITH SLIGHT PLASTICITY
				CL	INORGANIC CLAYS OF LOW TO MEDIUM PLASTICITY, GRAVELLY CLAYS, SANDY CLAYS, SILTY CLAYS, LEAN CLAYS
				OL	ORGANIC SILTS AND ORGANIC SILTY CLAYS OF LOW PLASTICITY
	SILTS AND CLAYS	LIQUID LIMIT GREATER THAN 50		MH	INORGANIC SILTS, MICACEOUS OR DIATOMACEOUS FINE SAND OR SILTY SOILS
				CH	INORGANIC CLAYS OF HIGH PLASTICITY
				OH	ORGANIC CLAYS OF MEDIUM TO HIGH PLASTICITY, ORGANIC SILTS
HIGHLY ORGANIC SOILS				PT	PEAT, HUMUS, SWAMP SOILS WITH HIGH ORGANIC CONTENTS

NOTE: DUAL SYMBOLS ARE USED TO INDICATE BORDERLINE SOIL CLASSIFICATIONS

BORING LOG SYMBOLS

SAMPLE TYPE

STANDARD PENETRATION TEST
Split barrel sampler in accordance with ASTM D-1586-84 Standard Test Method

DRIVE SAMPLE 2.42" I.D. sampler (CMS).

DRIVE SAMPLE No recovery

BULK SAMPLE

GROUNDWATER WHILE DRILLING

GROUNDWATER AFTER DRILLING

LABORATORY TESTING ABBREVIATIONS

TEST TYPE
(Results shown in Appendix B)

CLASSIFICATION

Plasticity	pi
Grain Size Analysis	ma
Passing No. 200 Sieve	wa
Sand Equivalent	se
Expansion Index	ei
Compaction Curve	max
Hydrometer	h
Disturb	Dist.

STRENGTH

Pocket Penetrometer	p
Direct Shear	ds
Direct Shear (single point)	ds*
Unconfined Compression	uc
Triaxial Compression	tx
Vane Shear	vs
Consolidation	c
Collapse Test	col
Resistance (R) Value	r
Chemical Analysis	ca
Electrical Resistivity	er
Permeability	perm
Soil Cement	sc

Apparant Density	Very Loose	Loose	Medium	Dense	Very Dense
SPT (N)	< 4	4 - 11	11 - 30	31 - 50	> 50
CA Sampler	< 5	5 - 12	13 - 35	36 - 60	> 60
Relative Density (%)	< 20	20 - 40	40 - 60	60 - 80	> 80

Consistency	Very Soft	Soft	Medium	Stiff	Very Stiff	Hard
SPT (N)	< 2	2-4	5-8	9-15	16-30	> 30
CA Sampler	< 3	3-6	7-12	13-25	26-50	> 50

UNIFIED SOIL CLASSIFICATION AND KEY TO BORING LOG SYMBOLS

Converse Consultants

Diesel Technology Center Hardscape Area Design
1020 Pacific Street
City of San Bernardino, San Bernardino County, CA
For: San Bernardino City Unified School District

Project No. 18-81-134-04

Drawing No. A-1

Project ID: 18-81-134-04.GPJ; Template: KEY

Log of Boring No. BH-01

Dates Drilled: 12/8/2018 Logged by: Michael Maldonado Checked By: James Burnham

Equipment: 8" HOLLOW STEM AUGER Driving Weight and Drop: 140 lbs / 30 in

Ground Surface Elevation (ft): 1140 Depth to Water (ft): NOT ENCOUNTERED

Depth (ft)	Graphic Log	SUMMARY OF SUBSURFACE CONDITIONS This log is part of the report prepared by Converse for this project and should be read together with the report. This summary applies only at the location of the boring and at the time of drilling. Subsurface conditions may differ at other locations and may change at this location with the passage of time. The data presented is a simplification of actual conditions encountered.	SAMPLES DRIVE	SAMPLES BULK	BLOWS	MOISTURE	DRY UNIT WT. (pcf)	OTHER
		2" ASPHALT CONCRETE/NO AGGREGATE BASE						
		ALLUVIUM **SILTY SAND (SM):** fine to medium-grained, dark brown.						
			■		3/4/6	13	115	
5								
			■		5/6/9	13	117	
		End of boring at 6.5 feet bgs. No groundwater encountered. Borehole backfilled with soil cuttings, tamped and surface patched with cold asphalt concrete on 12/8/2018.						

Converse Consultants

Diesel Technology Center Hardscape Area Design
1020 Pacific Street
City of San Bernardino, San Bernardino County, CA
For: San Bernardino City Unified School District

Project No. 18-81-134-04

Drawing No. A-2

Log of Boring No. BH-02

Dates Drilled: 12/8/2018 Logged by: Michael Maldonado Checked By: James Burnham

Equipment: 8" HOLLOW STEM AUGER Driving Weight and Drop: 140 lbs / 30 in

Ground Surface Elevation (ft): 1137 Depth to Water (ft): NOT ENCOUNTERED

Depth (ft)	Graphic Log	SUMMARY OF SUBSURFACE CONDITIONS This log is part of the report prepared by Converse for this project and should be read together with the report. This summary applies only at the location of the boring and at the time of drilling. Subsurface conditions may differ at other locations and may change at this location with the passage of time. The data presented is a simplification of actual conditions encountered.	SAMPLES DRIVE	SAMPLES BULK	BLOWS	MOISTURE	DRY UNIT WT. (pcf)	OTHER
		3" ASPHALT CONCRETE/NO AGGREGATE BASE						
		ALLUVIUM						
		SILTY SAND (SM): fine to coarse-grained, brown.						
			■	▨	10/14/13	4	118	r
5			■		12/13/20	3	114	
		End of boring at 6.5 feet bgs. No groundwater encountered. Borehole backfilled with soil cuttings, tamped and surface patched with cold asphalt concrete on 12/8/2018.						

Converse Consultants

Diesel Technology Center Hardscape Area Design
1020 Pacific Street
City of San Bernardino, San Bernardino County, CA
For: San Bernardino City Unified School District

Project No. 18-81-134-04

Drawing No. A-3

Log of Boring No. BH-03

Dates Drilled: 12/8/2018 Logged by: Michael Maldonado Checked By: James Burnham

Equipment: 8" HOLLOW STEM AUGER Driving Weight and Drop: 140 lbs / 30 in

Ground Surface Elevation (ft): 1138 Depth to Water (ft): NOT ENCOUNTERED

Depth (ft)	Graphic Log	SUMMARY OF SUBSURFACE CONDITIONS This log is part of the report prepared by Converse for this project and should be read together with the report. This summary applies only at the location of the boring and at the time of drilling. Subsurface conditions may differ at other locations and may change at this location with the passage of time. The data presented is a simplification of actual conditions encountered.	SAMPLES DRIVE	SAMPLES BULK	BLOWS	MOISTURE	DRY UNIT WT. (pcf)	OTHER
		6" ASPHALT CONCRETE/NO AGGREGATE BASE						
		ALLUVIUM **SILTY SAND (SM):** fine to coarse-grained, dark brown.						
			■		4/5/8	8	108	
5								
			■		6/8/9	14	118	
		End of boring at 6.5 feet bgs. No groundwater encountered. Borehole backfilled with soil cuttings, tamped and surface patched with cold asphalt concrete on 12/8/2018.						

Converse Consultants

Diesel Technology Center Hardscape Area Design
1020 Pacific Street
City of San Bernardino, San Bernardino County, CA
For: San Bernardino City Unified School District

Project No. 18-81-134-04

Drawing No. A-4

Log of Boring No. BH-04

Dates Drilled: 12/8/2018 Logged by: Michael Maldonado Checked By: James Burnham

Equipment: 8" HOLLOW STEM AUGER Driving Weight and Drop: 140 lbs / 30 in

Ground Surface Elevation (ft): 1138 Depth to Water (ft): NOT ENCOUNTERED

Depth (ft)	Graphic Log	SUMMARY OF SUBSURFACE CONDITIONS This log is part of the report prepared by Converse for this project and should be read together with the report. This summary applies only at the location of the boring and at the time of drilling. Subsurface conditions may differ at other locations and may change at this location with the passage of time. The data presented is a simplification of actual conditions encountered.	SAMPLES DRIVE	SAMPLES BULK	BLOWS	MOISTURE	DRY UNIT WT. (pcf)	OTHER
		5" ASPHALT CONCRETE/NO AGGREGATE BASE						
		ALLUVIUM **SILTY SAND (SM):** fine to coarse-grained, dark brown.						
			■		2/4/5	13	105	max
5								
			■		4/7/10	11	112	
		End of boring at 6.5 feet bgs. No groundwater encountered. Borehole backfilled with soil cuttings, tamped and surface patched with cold asphalt concrete on 12/8/2018.						

Converse Consultants

Diesel Technology Center Hardscape Area Design
1020 Pacific Street
City of San Bernardino, San Bernardino County, CA
For: San Bernardino City Unified School District

Project No. 18-81-134-04

Drawing No. A-5

Log of Boring No. BH-05

Dates Drilled: 12/8/2018 Logged by: Michael Maldonado Checked By: James Burnham

Equipment: 8" HOLLOW STEM AUGER Driving Weight and Drop: 140 lbs / 30 in

Ground Surface Elevation (ft): 1136 Depth to Water (ft): NOT ENCOUNTERED

Depth (ft)	Graphic Log	SUMMARY OF SUBSURFACE CONDITIONS This log is part of the report prepared by Converse for this project and should be read together with the report. This summary applies only at the location of the boring and at the time of drilling. Subsurface conditions may differ at other locations and may change at this location with the passage of time. The data presented is a simplification of actual conditions encountered.	SAMPLES DRIVE	SAMPLES BULK	BLOWS	MOISTURE	DRY UNIT WT. (pcf)	OTHER
		3" ASPHALT CONCRETE/NO AGGREGATE BASE						
		ALLUVIUM **SILTY SAND (SM):** fine to coarse-grained, dark brown.						
			■		7/8/10	12	115	r
5								
			■		9/10/8	9	106	
		End of boring at 6.5 feet bgs. No groundwater encountered. Borehole backfilled with soil cuttings, tamped and surface patched with cold asphalt concrete on 12/8/2018.						

Converse Consultants

Diesel Technology Center Hardscape Area Design
1020 Pacific Street
City of San Bernardino, San Bernardino County, CA
For: San Bernardino City Unified School District

Project No. 18-81-134-04

Drawing No. A-6

Appendix B

Laboratory Testing Program

APPENDIX B

LABORATORY TESTING PROGRAM

Tests were conducted in our laboratory on representative soil samples for the purpose of classification and evaluation of their physical properties and engineering characteristics. The amount and selection of tests were based on the geotechnical parameters required for this project. Test results are presented herein and on the Logs of Borings in Appendix A, *Field Exploration*. The following is a summary of the various laboratory tests conducted for this project.

Moisture Content and Dry Density

In-situ dry density and moisture content tests were performed on relatively undisturbed ring samples, in accordance to ASTM Standard D2216 and ASTM D7263 to aid soils classification and to provide qualitative information on strength and compressibility characteristics of the site soils. For test results, see the Logs of Borings in Appendix A, Field Exploration.

R-value

Two representative bulk soil samples were tested for resistance value (R-value) in accordance with California Test Method CT301. The test provides a relative measure of soil strength for use in pavement design. The test results are presented in the following table.

Table No. B-1, R-Value Test Results

Boring No.	Depth (feet)	Soil Classification	Measured R-value
BH-02	1-5	Silty Sand (SM)	38
BH-05	1-5	Silty Sand (SM)	29

Maximum Dry Density and Optimum Moisture Content Tests

Laboratory maximum dry density and optimum moisture content relationship test was performed on a representative bulk sample. The test was conducted in accordance with the ASTM Standard D1557 method. Test result is presented on Drawing No. B-1, *Moisture-Density Relationship Results,* and summarized in the following table.

Table No. B-2, Summary of Moisture-Density Relationship Results

Boring No.	Depth (feet)	Soil Description	Maximum Dry Density (pcf)	Optimum Moisture (%)
BH-04	1-5	Silty Sand (SM)	126.0	10.5

Sample Storage

Soil samples presently stored in our laboratory will be discarded 30 days after the date of this report, unless this office receives a specific request to retain the samples for a longer period.

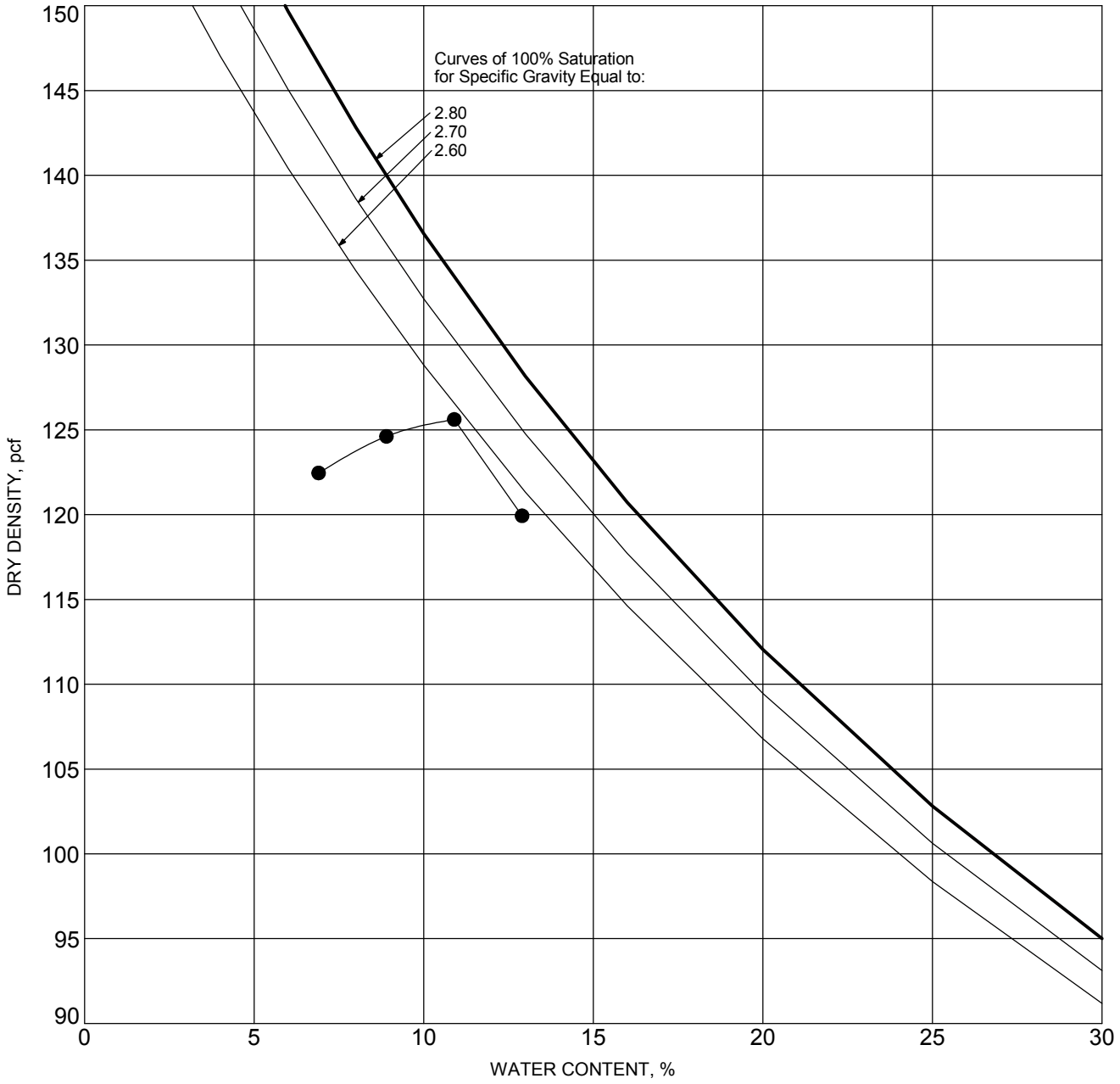

SYMBOL	BORING NO.	DEPTH (ft)	DESCRIPTION	ASTM TEST METHOD	OPTIMUM WATER, %	MAXIMUM DRY DENSITY, pcf
●	**BH-04**	**1-5**	**SILTY SAND (SM), Dark Brown**	**D1557 A**	**10.5**	**126.0**

MOISTURE-DENSITY RELATIONSHIP RESULTS

Converse Consultants

Diesel Technology Center Hardscape Area Design
1020 Pacific Street
City of San Bernardino, San Bernardino County, CA
For: San Bernardino City Unified School District

Project No.
18-81-134-04

Drawing No.
B-1

Project ID: 18-81-134-04.GPJ; Template: COMPACTION

CONVERSE CONSULTANTS

Hazardous Materials Survey Report

Pacific High School
Buildings A, B, C, D Rooms 5-10, I, M, K, Y, Z, Auditorium, Cafeteria, Metal Storage Building

1020 Pacific Street
San Bernardino, California

Converse Project No. 18-16-105-02

July 27, 2018

Prepared For:

San Bernardino City Unified School District
956 West 9th Street
San Bernardino, California 92411

Prepared By:

Converse Consultants
2021 Rancho Drive
Suite 1
Redlands, California 92373

Converse Consultants
Geotechnical Engineering, Environmental & Groundwater Science, Inspection & Testing Services

July 27, 2018

Mr. Tim Deland
San Bernardino City Unified School District
956 W. 9th Street
San Bernardino, California 92411

Subject: **HAZARDOUS MATERIALS SURVEY REPORT**
Asbestos, Lead-based Paint, and Other Hazardous Material Survey
Pacific High School – Buildings to be Demolished
Buildings A, B, C, D Rooms 5-10, I, M, K, Y, Z, Auditorium, Cafeteria, & Metal Storage Building
1020 Pacific Street, San Bernardino, California
Converse Project No. 18-16-105-02

Mr. Deland:

Converse Consultants (Converse) is pleased to submit the following *Hazardous Materials Survey Report.* The report summarizes the activities and the results of survey that was conducted at the referenced property (Property).

We appreciate the opportunity to be of service. Should you have any questions or comments regarding this report, please contact Laura Tanaka at (714) 444-9660, Extension 361, or Norman Eke at (626) 930-1260.

Sincerely,

CONVERSE CONSULTANTS

Laura Tanaka
Certified Asbestos Consultant, #11-4708
CDPH Lead Inspector/Assessor, #I-3086
Principal Environmental Scientist

Norman S. Eke
Certified Asbestos Consultant, #96-2093
Senior Vice President

Dist: 1/Addressee via Electronic Mail

Table of Contents

Page

Definitions iii

Executive Summary iv

1.0 Purpose and Scope of Services 1

2.0 Sampling Methodology 2

2.1 Asbestos 2

2.2 LBP 2

2.3 Other Hazardous Building Materials 3

3.0 Discussion of Survey Results 4

3.1 Asbestos 4

3.2 LBP 7

3.3 Other Hazardous Building Materials 10

4.0 Conclusions and Recommendations 12

4.1 Asbestos 12

4.2 LBP 14

4.3 Other Hazardous Building Materials 17

5.0 Reliance and Limitations 19

Tables

Table 1 Summary of Asbestos Results & Observations

Table 2 Summary of LBPs and Lead-Containing Materials

Table 3 Summary of Other Hazardous Materials

Table 4 ACMs

Table 5 LBPs and Lead-Containing Materials

Copyright 2018 Converse Consultants

Appendices

Appendix A	Certifications
Appendix B	Asbestos Analytical Report & Chain of Custody Documentation
Appendix C	Lead-Base Paint XRF Logs
Appendix D	Hazardous Materials Field Logs

Copyright 2018 Converse Consultants

Definitions

Asbestos-Containing Material (ACM): The United States Environmental Protection Agency (EPA) has defined an ACM to be any substance containing more than one percent (1%) asbestos by weight.

Asbestos-Containing Construction Material (ACCM): The California Environmental Protection Agency (Cal/EPA) defines an ACCM as any substance containing one-tenth of one percent (0.1%) to one percent (1%) asbestos by weight.

Class I Non-friable ACM: A material containing more than one percent (1%) asbestos and that when dry, can be broken, crumbled, pulverized or reduced to powder in the course of demolition or renovation activities. Class I Non-friable ACMs include, but are not limited to, fractured or crushed asbestos cement products, transite materials, roofing felts and tiles, mastics, and resilient floor coverings.

Class II Non-friable ACM: A material containing more than one percent (1%) asbestos and that is neither friable nor Class I non-friable.

Friable ACM: A material containing more than one percent (1%) asbestos and that when dry, can be crumbled, pulverized or reduced to powder by hand pressure.

Lead-Base Paint (LBP): The California Department of Public Health (CDPH) has defined a LBP as containing a lead concentration greater than 1.0 milligrams per centimeter squared (mg/cm^2); 5,000 parts per million; or 0.5 percent by weight.

Copyright 2018 Converse Consultants

Executive Summary

This report presents the results of the Converse Consultants (Converse) Hazardous Materials Survey completed at various buildings that are to demolished at Pacific High School (1020 Pacific Street in the City of San Bernardino, San Bernardino County, California), herein referred to as the Property. The purpose of the survey was to identify suspect asbestos-containing materials (ACMs), lead-based paints (LBPs), and other hazardous materials prior to select demolition activities at the Property.

The work was completed by environmental professionals and has been performed in accordance with our proposal dated March 26, 2018. Our work consisted of the following tasks:

- Performed a non-destructive survey of the property.
- Collected bulk samples of suspect ACMs, and submitted samples to the laboratory for analysis.
- Completed a LBP Survey utilizing a portable x-ray fluorescent (XRF) device.
- Inventoried other hazardous materials
- Preparation of this report.
- Converse conducted the survey from April to June, 2018.

I. Asbestos

The following general types of asbestos were detected in the following buildings:

Building	General Type of ACM				
	Flooring	Walls	TSI	Roof	Other
A	X	X		X	
B			X	X	
C			X	X	X
D	X			X	
I				X	
M				X	
Auditorium	X			X	X
Cafeteria				X	

Prior to the demolition activities all ACMs must be abated. The abatement must be performed by a Cal/OSHA licensed asbestos abatement contractor using methods in accordance with Title 8 of California Code of Regulations (CCR) 1529 and South Coast Air Quality Management District Rule 1403.

Copyright 2018 Converse Consultants

Converse further recommends that asbestos abatement procedures be monitored by an independent Certified Asbestos Consultant knowledgeable in asbestos abatement procedures.

In the event that suspect ACMs are observed during the renovation activities that were not previously sampled, these materials should be assumed to be ACMs, until such time that they can be sampled and evaluated for asbestos content.

II. LBP

The following general exterior and interior components were found to have lead concentrations greater than 1.0 mg/cm^2 .

Building	Exterior				Interior			
	Doors & Comp.	Windows & Comp.	Walls	Other	Doors & Comp.	Windows & Comp.	Walls	Other
A	X	X		X		X	X	X
B		X		X	X	X		X
C	X	X		X	X	X	X	X
D	X	X	X	X	X	X		X
K		X	X	X	X		X	X
M	X	X			X	X		X
Auditorium								X
Cafeteria	X	X		X	X			X

The paint conditions varied from intact (good) to damaged. At the time of the demolition activities, LBPs found to be in damaged conditions (peeling, flaking, delaminating) will need to be stabilized by a licensed lead abatement contractor. All paint stabilization must be performed by a CDPH licensed lead abatement contractor using workers that have undergone the necessary lead training and are CDPH certified workers.

Converse further recommends that the lead stabilization activities be monitored by an independent third party or consultant knowledgeable in lead stabilization and abatement procedures and is at a minimum, a CDPH certified Lead Project Monitor.

Although other painted surfaces tested did not meet the criteria for LBP, concentrations of lead were detected in these other materials. Title 8 CCR 1532.1 (Lead) may require workers that perform either manual demolition or manual scraping or sanding of painted surfaces to undergo an exposure assessment including air monitoring of the breathing zone.

In the event that suspect LBPs are observed during the renovation activities that were not previously sampled, these materials should be assumed to contain lead in concentrations exceeding 1.0 mg/cm^2, until such time that they can be sampled and evaluated for lead content.

Copyright 2018 Converse Consultants

III. Other Hazardous Building Materials

Fluorescent light fixtures were observed in the subject buildings. All ballasts which are not clearly marked “No PCBs” or “PCB Free” shall be assumed to contain PCBs, and shall be removed intact, packaged, and disposed of appropriately as hazardous waste. All other ballasts may be incinerated or recycled at an appropriate disposal site.

All fluorescent tubes will be disposed as universal waste. Remaining bulbs will be disposed according to applicable regulations.

Smoke detectors were observed in the subject buildings. These items will need to be disassembled and categorized as either ionization detector (radioactive) or photoelectric detectors, which can be completed by checking for the required radioactive stickers on the baseplates. Photoelectric detectors may be discarded as construction debris. Ionization detectors will require appropriate off-site disposal per appropriate regulations.

Exit sings will be disassembled to confirm if they are paper, electric or tritium. Paper and electric may be disposed as construction debris. Tritium will be disposed off-site according to regulations.

Digital thermostats will be discarded as construction debris. If any mercury thermostats are encountered, they will be discarded as hazardous waste.

Copyright 2018 Converse Consultants

1.0 Purpose and Scope of Services

This report presents the results of the Converse Consultants (Converse) Hazardous Materials Survey completed at various buildings that are to be demolished at Pacific High School (1020 Pacific Street in the City of San Bernardino, San Bernardino County, California), herein referred to as the Property. The purpose of the survey was to identify suspect asbestos-containing materials (ACMs), lead-based paints (LBPs), and other hazardous materials prior to demolition renovation activities at the Property.

The work was completed by environmental professionals and has been performed in accordance with our proposal dated March 26, 2018. Our work consisted of the following tasks:

- Performed a non-destructive survey of the following buildings: Buildings A, B, C, D rooms 5-10, I, M, K, Y, Z, Auditorium, Cafeteria and a Metal Storage Building.
- Collected bulk samples of suspect ACMs and submitted samples to the laboratory for analysis.
- Completed a LBP Survey utilizing a portable x-ray fluorescent (XRF) device.
- Inventoried other hazardous materials
- Preparation of this report.
- Converse conducted the survey from April to June, 2018.

The survey was completed by one or more of the following Converse employees:

- Norman Eke, Cal/OSHA Certified Asbestos Consultant, #96-2093
- George Paler, Cal/OSHA Certified Asbestos Consultant, #93-1136, CDPH Certified Lead Inspector/Assessor, #I-1487
- Andrew Romero, Cal/OSHA Certified Asbestos Consultant #09-4091, CDPH Certified Lead Inspector/Assessor #I-15505
- Rodney Stansfield, Cal/OSHA Certified Asbestos Consultant, #97-2309, CDPH Certified Lead Inspector/Assessor #I-4364
- Laura Tanaka, Cal/OSHA Certified Asbestos Consultant, #11-4708, CDPH Certified Lead Inspector/Assessor, #I-3086

Copies of applicable certifications have been provided in Appendix A.

All bulk asbestos samples were submitted to LA Testing, 520 Mission Street, South Pasadena, California, and is accredited by AIHA (Lab ID 102814), NVLAP (Lab Code 200232-0), and the State of California (Certificate No. 2283).

Copies of the laboratory certificates are also provided in Appendix A.

Copyright 2018 Converse Consultants

2.0 Sampling Methodology

2.1 Asbestos

Prior to sampling, Converse visually surveyed the interiors and exteriors of the buildings for presumed asbestos-containing materials and homogeneous areas (areas that have uniform color, texture, and appearance). Suspect materials were divided into friable and non-friable materials and placed in one of the following Environmental Protection Agency (EPA) categories:

- Surfacing Materials (sprayed or troweled-on materials)
- Thermal Systems Insulations (materials generally applied to various mechanical systems)
- Miscellaneous Materials (any materials which do not fit in the above categories)

Our sampling methodology followed the general guidelines for bulk asbestos sampling as presented in Section 40, Part 763 (AHERA) of the Code of Federal Regulations (CFR) and extended to public buildings by ASHARA in 1994. Converse generally collected bulk samples of the following suspect materials at the various buildings. All noted quantities are estimates only. Not all materials of the identified materials were observed in all the buildings/rooms.

- Roofing materials
- Window putty
- Interior and exterior walls
- Vapor barrier paper
- Vinyl flooring tiles and associated mastics
- Ceiling materials and associated mastics
- Thermal system insulation
- Counter tops
- Fascia boards, eaves, rafters
- Blown-in insulation

2.2 LBP

Prior to sampling, Converse visually surveyed the interiors and exteriors of the buildings for painted building components and ceramic materials (tiles and plumbing fixtures). Our sampling methodology generally followed the “Guidelines for the Evaluation and Control of Lead-Based Paint Hazards in Housing” published by the Department of Housing and Urban Development (HUD) in 1995.

Copyright 2018 Converse Consultants

Converse used an x-ray fluorescence (XRF) device to measure lead content in painted surfaces. The detection level for lead was set at 1.0 milligrams per square centimeter (mg/cm²) as defined by the EPA. All noted quantities are estimates only. Typical interior and exterior components surveyed included:

- Walls
- Ceilings and ceiling beams
- Windows and associated components
- Doors and associated components
- Bathroom and baseboard tiles
- Sinks
- Gutters and downspouts

2.3 Other Hazardous Building Materials

Converse inventoried fluorescent light fixtures and mercury-containing thermostats in the building at the Property.

The inventory was completed to provide an estimate of the number of fixtures/ballasts, fluorescent light tubes, and mercury-containing thermostats present, which will require special handling for disposal. All noted quantities are estimates only.

Copyright 2018 Converse Consultants

3.0 Discussion of Survey Results

3.1 Asbestos

The bulk asbestos samples were submitted to LA Testing and EMSL Analytical. The asbestos samples were analyzed for asbestos content by EPA Test Method 600/R-93/116.

Provided in the following table is a summary of the bulk asbestos sample results. The laboratory analytical reports and chain-of-custody documentation are included in Appendix B.

The rooms were generally in good condition. No obvious fire or structural damage was observed.

Table 1 - Summary of Asbestos Results & Observations

Sample No.	Building Material	Percent Asbestos	Comments
Building A			
A-04 - 06	Penetration Mastic	5%	Approximately 75 square feet of material in good condition.
A-16 - 18	12x12 inches Beige Vinyl Floor Tile (VFT) & Mastic	2% (Mastic)	Asbestos was not detected in the tile. Approximately 1,315 square feet of material in good condition. The material was observed in the attendance office, lobby hallway, and the lobby stock room.
A-22 - 24	9x9 Green VFT & Mastic	2% (Mastic) 5% (Tile)	Approximately 20 square feet of material in good condition. The material was observed in Room 4 and lobby hall closet.
A-28 - 30	Mastic Behind 12x12 Pinhole Wall Tiles	2%	Approximately 300 square feet of material in good condition. Wall tiles are non-suspect (cellulose). Located in Room 8.
--	9x9 grey VFT and Mastic	ACM	This VFT was identified as an ACM in a prior survey report completed by another consultant. Approx. 140 square feet of material was identified in Room 4.
ADDITIONAL COMMENTS: Asbestos was not detected in the remaining suspect materials sampled by Converse: roof core, HVAC tape, 2x4 ceiling tiles, 12x12 VFTs and associated mastics, blown-in insulation, exterior stucco, drywall/joint compound, plaster walls and ceilings.			
Building B			

Copyright 2018 Converse Consultants

Table 1 - Summary of Asbestos Results & Observations

Sample No.	Building Material	Percent Asbestos	Comments
B–07	TSI	10%-30%	Material contains approx. 10% amosite asbestos and 30% chrysotile asbestos. Three elbows were observed above the ceiling of Room B1. Only one elbow was accessible to sample. Suspect elbows were observed in Room 5 (2 elbows), Custodian Room (5 elbows), and Counselor office (6 elbows).
--	Penetration Mastic	ACM	This material was identified as an ACM in a prior survey report completed by another consultant. Approx. 75 square feet of material was identified on the roof.
ADDITIONAL COMMENTS: Asbestos was not detected in the remaining suspect materials sampled by Converse: roof core, exterior stucco, drywall/joint compound, plaster, blown-in insulation, 12x12 VFTs and associated mastics, unfinished drywall, and barrier paper.			
Building C			
C-23 - 24	TSI Elbows	50%	A total of 4 damaged TSI elbows were observed on piping above the suspended ceiling system in Rooms C2 and C3. An additional elbow was observed above the ceiling in Room C1.
C-40	Fume Hood	20%	Approximately 80 square feet of material in good condition. The hood was observed in the chemical storage area in Room C2.
--	Penetration Mastic	ACM	This material was identified as an ACM in a prior survey report completed by another consultant. Approx. 80 square feet of material was identified on the roof.
Additional Comments: Asbestos was not detected in the remaining suspect materials sampled by Converse: roof core, exterior stucco, plaster/skim coat/joint compound, drywall, vapor barrier paper, wall tile mastics, 2x4 ceiling tiles (fissured), 12x12 VFTs and associated mastics, and roof debris in above ceiling crawl spaces.			
Building D, Rooms 5-10			
D-04 - 06	Penetration Mastic	10%	Approximately 30 square feet of material in good condition.

Copyright 2018 Converse Consultants

Table 1 - Summary of Asbestos Results & Observations

Sample No.	Building Material	Percent Asbestos	Comments
--	12x12 VFT	ACM	This material was identified as an ACM in a prior survey report completed by another consultant. Located in every classroom.
Additional Comments: Asbestos was not detected in the remaining suspect materials sampled by Converse: roof core, exterior stucco, plaster walls and ceilings, black counter tops, blown-in insulation, drywall/joint compound, unfinished drywall, and barrier paper.			
Building I			
I-01 - 03	Roof Mastic	5%	Approx. 170 square feet of material in good condition. Several colors of mastic mixed together.
Additional Comments: Asbestos was not detected in the remaining suspect materials sampled by Converse: drywall (no joint compound present). Ceiling tiles, carpet mastic and baseboard mastic were all non-suspect materials and not sampled.			
Building M			
M-10 - 12	Mastic to Metal Flashing	5%	Approx. 10 square feet of material in good condition.
M-13 - 15	Roof Mastic, Black	8%	Approx. 50 square feet of material in good condition.
Additional Comments: Asbestos was not detected in the remaining suspect materials sampled by Converse: roll roofing, roof core, roof kick sheet, blown-in insulation, attic debris, wall tile mastic, unfinished drywall, plaster walls and ceilings, 12x12 VFTs and associated mastics, residual mastic on raisers, exterior stucco, and spray-on acoustical ceiling.			
Building K			
No asbestos was detected in the sampled materials. Converse collected samples of the following materials: roof core, 12x12 VFTs and associated mastics, exterior stucco, wall plaster and skim coat, and drywall/joint compound.			
Building Y			
No asbestos was detected in the sampled materials. Converse collected samples of the following materials: drywall (no joint compound present), and 2x4 ceiling tiles.			
Building Z			
No asbestos was detected in the sampled materials. Converse collected samples of the following materials: drywall (no joint compound present), 2x4 ceiling tiles, 12x12 VFT and associated mastic, baseboard mastic. Carpet mastic was non-suspect material and not sampled. Roof was bare metal with silicon.			
Auditorium			

Copyright 2018 Converse Consultants

Table 1 - Summary of Asbestos Results & Observations

Sample No.	Building Material	Percent Asbestos	Comments
Aud-07 - 09	Penetration Mastic	7%	Approximately 30 square feet of material on the roof. Material in good condition.
Aud-10 - 12	Baseboard Mastic	2%	Approximately 50 square feet of material in the mezzanine area, including the dress rooms and restrooms in the mezzanine. Material in good condition.
--	12x12 dark beige VFT, mottled	ACM	This material was identified as an ACM in a prior survey report completed by another consultant. Based on the sample locations it is located in back stage and lobby areas.
--	Fire Door	Presumed	Located in back stage area.
Additional Comments: No asbestos was detected in the sampled materials. Converse collected samples of the following materials: roof core, parapet roof core, 12x12 light beige VFT and associated mastic, plaster ceiling with acoustical spray-on, acoustical spray-on, baseboard mastic (auditorium/lobby areas), drywall/joint compound, plaster walls and ceilings, mastic to 1x1 wall tiles, acoustical ceiling drywall, fire proofing, unfinished drywall, and stage curtain (purple and black).			
Cafeteria			
--	Roof mastic, grey	ACM	This material was identified as an ACM in a prior survey report completed by another consultant. Approx. 75 square feet of material was identified.
Additional Comments: No asbestos was detected in the sampled materials. Converse collected samples of the following materials: roof core, HVAC mastic, arcade stucco, blown-in insulation, 12x12 beige speckled VFT and associated mastic, baseboard mastic, wall and ceiling plaster, 2x4 sheet rock ceiling tiles, and 12x12 ceiling tiles and associated mastic.			
Metal Storage Building			
No asbestos was detected in the sampled material, which was plaster walls and ceilings. No other suspect materials were observed.			

The analytical reports and chain of custody documentation are provided in Appendix B.

3.2 LBP

Based on the XRF readings, lead concentrations greater than 1.0 mg/cm^2 were detected in the following locations:

Copyright 2018 Converse Consultants

Table 2 – Summary of LBPs and Lead-Containing Materials

Building	Component	Colors	Lead Conc. (mg/cm²)
Building A	Exterior wood door and transom frames	Tan	1.4-2.2
	Exterior metal gutters and downspouts	Tan	1-1.2
	Exterior wood fascias	Tan, Beige	1.3-3.1
	Exterior metal doors	Purple	1.1
	Exterior wood window sills and cases	Tan, Beige	1.5-3.3
	Exterior Entry Alcove – wood frames, walls, door and frame	Tan, Purple	1.7-4.9
	Exterior wood doors	Purple	2.1
	Interior metal window supports	Tan, Beige	1.2-13.3
	Interior ceramic tile baseboards	Brown	5.8-6.6
	Interior ceramic sinks	White	35.7-56.1
	Interior wood window trim	Beige	2.4
	Interior ceramic wall tile	Yellow	8.5
	Interior wood window case	Beige	1.6-2.3
	Interior metal window case	Beige	14.5
Building B	Interior wood doors and frames	Tan, Purple, Brown, Dark Brown	1-2.2
	Interior metal door frames	Brown	2.8
	Interior metal window sills	White, Dark Brown	1.2-1.8
	Interior plaster window sills	White	1.5
	Interior ceramic baseboard tiles	Brown	5.4-7.9
	Interior ceramic sinks	White	5.3-41.2
	Exterior metal downspouts	Tan	1.9
	Exterior wood window cases	Tan, Beige	1.9-2.6
	Exterior arcade – metal ceiling beams, eaves, rafters	White	2.4-3.5
	Exterior breezeway – metal ceiling, metal ceiling beams, wood fascia	White	2-3.1
Building C	Exterior metal columns	Purple, Tan	2.9-6.3
	Exterior wood door frames	Tan	1.9-2.6
	Exterior wood doors	Purple	2.3-2.9
	Exterior metal eaves, fascia, flashing	White, Tan	1.9-2.3
	Exterior wood eaves, rafters, beams, fascia	White, Tan	2.1-6.8
	Exterior metal ceiling beams	White	2.9-4.8
	Exterior wood trim	Brown	3.3
	Exterior wood window cases and sills	Tan, Beige	1.8-4.3
	Exterior metal downspout	Brown	1.6

Copyright 2018 Converse Consultants

Table 2 – Summary of LBPs and Lead-Containing Materials

Building	Component	Colors	Lead Conc. (mg/cm²)
	Interior wood walls	Beige	1.2
	Interior metal window sills	White	1.1
	Interior wood sliding door and frame	Green	1.3-2.8
	Interior wood window cases	Green, Blue	1-1.6
	Interior wood doors and frames	Green, Tan, Brown, Blue	1.3-1.7
	Interior ceramic sinks	White	6.4-51.2
Building D, Rooms 5-10	Exterior metal flashing	Tan	1.5-1.9
	Exterior wood walls	Beige	3.3
	Exterior arcade – wood walls, rafters, and beams; metal flashing, beams, posts	Beige, White, Tan	1.4-8.9
	Exterior metal pipes	Brown	3.6
	Exterior metal downspout	Tan, Brown	5.3-8.4
	Exterior wood door frames	Beige	2.4
	Exterior metal or wood doors	Purple	1.8-2.4
	Exterior wood transom frames	Tan	1.5
	Exterior wood windows, cases, and sills	Tan	1.7-2.7
	Exterior metal portico	White	2.8
	Interior ceramic sinks	White	6.8-45.5
	Interior metal window sills	White, Beige	1.2-1.7
	Interior wood doors and frames	Tan, Brown, Purple	1.2-2.4
Building K	Interior wood door frames	Brown, Tan, Beige	1.7-3.1
	Interior brick walls	White	1.1
	Interior metal wall frames	White, Beige	1-4.4
	Interior wood counter molding	White	2.1
	Interior ceramic sinks	White	8-30
	Interior ceramic wall tiles	Beige	7.5
	Interior ceramic baseboard tiles	Brown	6.5
	Interior metal ceiling beam	Beige	8.1
	Exterior wood window sills	Brown	1
	Exterior metal flashing	Tan	1.8
	Exterior wood eaves	Beige	2.4-2.6
	Exterior metal wall panels	Brown	5.3-9.6
Building M	Interior metal ceiling beam	Green	6.7
	Interior metal window cases	White	10.1-15.2
	Interior wood window sills, frames, cases	White, Tan,	1.1-3.2

Copyright 2018 Converse Consultants

Table 2 – Summary of LBPs and Lead-Containing Materials

Building	Component	Colors	Lead Conc. (mg/cm²)
		Beige	
	Interior wood doors and frames	Tan, White, Brown	1.2-4.1
	Interior ceramic wall and baseboard tiles	Beige	5.7-8.5
	Interior ceramic sinks	White	8.1-8.5
	Exterior wood doors and frames	Purple, Tan	2.5-3
	Exterior wood window cases and sills	Tan	1.9-2.4
Auditorium	Interior metal stage siding	Black	8.1
	Interior ceramic sinks	White	7.8
Cafeteria	Exterior upper wood windows and sills	Tan, Brown	2.2-2.4
	Exterior upper wood porticos	Brown	3.1-4.4
	Exterior arcade – metal posts and wood beams	Tan, White	4.2-5.7
	Exterior concrete door frames	Tan	2.4
	Exterior wood louvre frames	Brown	2.8
	Interior metal ceiling beam located in attic	Yellow	17
	Interior wood doors and frames	Purple, White	1.4-2.3
	Interior ceramic sink	White	5
	Interior wood freezer doors	White	1.5-1.7
	Interior metal freezer door and wood frame	Beige	1.5-1.7
	Interior metal floor drain	White	1.8
	Interior ceramic walls	Beige	7.1
	Interior ceramic baseboard	Brown	5.5
	Interior wood door -food storage area	Beige	1.7

Lead-base paints or lead-containing materials were not detected at Buildings I, Y, and Z.

The XRF field logs, which identify the various components surveyed at each building are included in Appendix C.

3.3 Other Hazardous Building Materials

Converse inventoried light fixtures (ballasts and light tubes), thermostats, exit signs and smoke detectors within the buildings.

The light fixtures and light tubes were 4-feet in length. Light ballasts associated with the 4-foot light fixtures may vary from one to two ballasts per fixture or more.

Copyright 2018 Converse Consultants

Thermostats, smoke detectors and exit signs alarms were observed in the various buildings. An approximate count of the items is provided in the following table.

Table 3 – Summary of Other Hazardous Materials

Building	Light Fixtures	Fluorescent Light Tubes	Thermostats	Smoke Detectors	Exit Signs	Other
A	80	223 at 4-feet	5 digital	36	8	--
B	111	295 at 4-feet	9 digital	10	--	--
C	188	482 at 4-feet	8 digital	22	--	Various small quantities of chemicals in Room C2. Paint cans observed in Room C3.
D Rooms 5-10	74	216 at 4 feet	5 digital	6	--	--
I	96	192 at 4-feet	4 digital	4	--	--
M	61	122 at 4-feet	3 digital	22	--	--
K	51	153 at 4-feet	1 digital	3	--	--
Y	92	324 at 4-feet	7 digital	10	--	--
Z	72	352 at 4-feet	6 digital	6	--	--
Auditorium	52	208 at 4-feet	4 digital	34	20	--
Cafeteria	74	201 at 4-feet	3 digital	19	10	--
Metal Storage Bldg	11	44 at 4-feet	--	--	--	--

Copyright 2018 Converse Consultants

4.0 Conclusions and Recommendations

4.1 Asbestos

Asbestos was detected in the materials presented in the following table.

Table 4 - ACMs

Building Material	Percent Asbestos	Comments
Building A		
Penetration Mastic	5%	Approximately 75 square feet of material in good condition.
12x12 inches Beige Vinyl Floor Tile (VFT) & Mastic	2% (Mastic)	Asbestos was not detected in the tile. Approximately 1,315 square feet of material in good condition. The material was observed in the attendance office, lobby hallway, and the lobby stock room.
9x9 Green VFT & Mastic	2% (Mastic) 5% (Tile)	Approximately 20 square feet of material in good condition. The material was observed in Room 4 and lobby hall closet.
Mastic Behind 12x12 Pinhole Wall Tiles	2%	Approximately 300 square feet of material in good condition. Wall tiles are non-suspect (cellulose). Located in Room 8.
9x9 grey VFT and Mastic	ACM	This VFT was identified as an ACM in a prior survey report completed by another consultant. Approx. 140 square feet of material was identified in Room 4.
Building B		
TSI	10%-30%	Material contains approx. 10% amosite asbestos and 30% chrysotile asbestos. Three elbows were observed above the ceiling of Room B1. Only one elbow was accessible to sample. Suspect elbows were observed in Room 5 (2 elbows), Custodian Room (5 elbows), and Counselor office (6 elbows).
Penetration Mastic	ACM	This material was identified as an ACM in a prior survey report completed by another consultant. Approx. 75 square feet of material was identified on the roof.
Building C		
TSI Elbows	50%	A total of 4 damaged TSI elbows were observed on piping above the suspended ceiling system in Rooms C2 and C3. An additional elbow was observed above the ceiling in Room C1.

Copyright 2018 Converse Consultants

Table 4 - ACMs

Building Material	Percent Asbestos	Comments
Fume Hood	20%	Approximately 80 square feet of material in good condition. The hood was observed in the chemical storage area in Room C2.
Penetration Mastic	ACM	This material was identified as an ACM in a prior survey report completed by another consultant. Approx. 80 square feet of material was identified on the roof.
Building D, Rooms 5-10		
Penetration Mastic	10%	Approximately 30 square feet of material in good condition.
12x12 VFT	ACM	This material was identified as an ACM in a prior survey report completed by another consultant. Located in every classroom.
Building I		
Roof Mastic	5%	Approx. 170 square feet of material in good condition. Several colors of mastic mixed together.
Building M		
Mastic to Metal Flashing	5%	Approx. 10 square feet of material in good condition.
Roof Mastic, Black	8%	Approx. 50 square feet of material in good condition.
Auditorium		
Penetration Mastic	7%	Approximately 30 square feet of material on the roof. Material in good condition.
Baseboard Mastic	2%	Approximately 50 square feet of material in the mezzanine area, including the dress rooms and restrooms in the mezzanine. Material in good condition.
12x12 dark beige VFT, mottled	ACM	This material was identified as an ACM in a prior survey report completed by another consultant. Based on the sample locations it is located in back stage and lobby areas.
Fire Door	Presumed	Located in back stage area.
Cafeteria		
Roof mastic, grey	ACM	This material was identified as an ACM in a prior survey report completed by another consultant. Approx. 75 square feet of material was identified.

Prior to the demolition activities all ACMs must be abated. The abatement must be performed by a Cal/OSHA licensed asbestos abatement contractor using methods in accordance with Title 8 of California Code of Regulations (CCR) 1529 and South Coast Air Quality Management District Rule 1403.

Copyright 2018 Converse Consultants

Converse further recommends that asbestos abatement procedures be monitored by an independent Certified Asbestos Consultant knowledgeable in asbestos abatement procedures.

In the event that suspect ACMs are observed during the renovation activities that were not previously sampled, these materials should be assumed to be ACMs, until such time that they can be sampled and evaluated for asbestos content.

4.2 LBP

Lead was detected above concentrations greater than 1.0 mg/cm^2 in the following areas:

Table 5 – LBPs and Lead-Containing Materials

Building	Component	Colors	Lead Conc. (mg/cm²)
Building A	Exterior wood door and transom frames	Tan	1.4-2.2
	Exterior metal gutters and downspouts	Tan	1-1.2
	Exterior wood fascias	Tan, Beige	1.3-3.1
	Exterior metal doors	Purple	1.1
	Exterior wood window sills and cases	Tan, Beige	1.5-3.3
	Exterior Entry Alcove – wood frames, walls, door and frame	Tan, Purple	1.7-4.9
	Exterior wood doors	Purple	2.1
	Interior metal window supports	Tan, Beige	1.2-13.3
	Interior ceramic tile baseboards	Brown	5.8-6.6
	Interior ceramic sinks	White	35.7-56.1
	Interior wood window trim	Beige	2.4
	Interior ceramic wall tile	Yellow	8.5
	Interior wood window case	Beige	1.6-2.3
	Interior metal window case	Beige	14.5
Building B	Interior wood doors and frames	Tan, Purple, Brown, Dark Brown	1-2.2
	Interior metal door frames	Brown	2.8
	Interior metal window sills	White, Dark Brown	1.2-1.8
	Interior plaster window sills	White	1.5
	Interior ceramic baseboard tiles	Brown	5.4-7.9
	Interior ceramic sinks	White	5.3-41.2
	Exterior metal downspouts	Tan	1.9
	Exterior wood window cases	Tan, Beige	1.9-2.6

Copyright 2018 Converse Consultants

Table 5 – LBPs and Lead-Containing Materials

Building	Component	Colors	Lead Conc. (mg/cm²)
	Exterior arcade – metal ceiling beams, eaves, rafters	White	2.4-3.5
	Exterior breezeway – metal ceiling, metal ceiling beams, wood fascia	White	2-3.1
Building C	Exterior metal columns	Purple, Tan	2.9-6.3
	Exterior wood door frames	Tan	1.9-2.6
	Exterior wood doors	Purple	2.3-2.9
	Exterior metal eaves, fascia, flashing	White, Tan	1.9-2.3
	Exterior wood eaves, rafters, beams, fascia	White, Tan	2.1-6.8
	Exterior metal ceiling beams	White	2.9-4.8
	Exterior wood trim	Brown	3.3
	Exterior wood window cases and sills	Tan, Beige	1.8-4.3
	Exterior metal downspout	Brown	1.6
	Interior wood walls	Beige	1.2
	Interior metal window sills	White	1.1
	Interior wood sliding door and frame	Green	1.3-2.8
	Interior wood window cases	Green, Blue	1-1.6
	Interior wood doors and frames	Green, Tan, Brown, Blue	1.3-1.7
	Interior ceramic sinks	White	6.4-51.2
Building D, Rooms 5-10	Exterior metal flashing	Tan	1.5-1.9
	Exterior wood walls	Beige	3.3
	Exterior arcade – wood walls, rafters, and beams; metal flashing, beams, posts	Beige, White, Tan	1.4-8.9
	Exterior metal pipes	Brown	3.6
	Exterior metal downspout	Tan, Brown	5.3-8.4
	Exterior wood door frames	Beige	2.4
	Exterior metal or wood doors	Purple	1.8-2.4
	Exterior wood transom frames	Tan	1.5
	Exterior wood windows, cases, and sills	Tan	1.7-2.7
	Exterior metal portico	White	2.8
	Interior ceramic sinks	White	6.8-45.5
	Interior metal window sills	White, Beige	1.2-1.7
	Interior wood doors and frames	Tan, Brown, Purple	1.2-2.4
Building K	Interior wood door frames	Brown, Tan, Beige	1.7-3.1
	Interior brick walls	White	1.1

Copyright 2018 Converse Consultants

Table 5 – LBPs and Lead-Containing Materials

Building	Component	Colors	Lead Conc. (mg/cm²)
	Interior metal wall frames	White, Beige	1-4.4
	Interior wood counter molding	White	2.1
	Interior ceramic sinks	White	8-30
	Interior ceramic wall tiles	Beige	7.5
	Interior ceramic baseboard tiles	Brown	6.5
	Interior metal ceiling beam	Beige	8.1
	Exterior wood window sills	Brown	1
	Exterior metal flashing	Tan	1.8
	Exterior wood eaves	Beige	2.4-2.6
	Exterior metal wall panels	Brown	5.3-9.6
Building M	Interior metal ceiling beam	Green	6.7
	Interior metal window cases	White	10.1-15.2
	Interior wood window sills, frames, cases	White, Tan, Beige	1.1-3.2
	Interior wood doors and frames	Tan, White, Brown	1.2-4.1
	Interior ceramic wall and baseboard tiles	Beige	5.7-8.5
	Interior ceramic sinks	White	8.1-8.5
	Exterior wood doors and frames	Purple, Tan	2.5-3
	Exterior wood window cases and sills	Tan	1.9-2.4
Auditorium	Interior metal stage siding	Black	8.1
	Interior ceramic sinks	White	7.8
Cafeteria	Exterior upper wood windows and sills	Tan, Brown	2.2-2.4
	Exterior upper wood porticos	Brown	3.1-4.4
	Exterior arcade – metal posts and wood beams	Tan, White	4.2-5.7
	Exterior concrete door frames	Tan	2.4
	Exterior wood louvre frames	Brown	2.8
	Interior metal ceiling beam located in attic	Yellow	17
	Interior wood doors and frames	Purple, White	1.4-2.3
	Interior ceramic sink	White	5
	Interior wood freezer doors	White	1.5-1.7
	Interior metal freezer door and wood frame	Beige	1.5-1.7
	Interior metal floor drain	White	1.8
	Interior ceramic walls	Beige	7.1
	Interior ceramic baseboard	Brown	5.5
	Interior wood door -food storage area	Beige	1.7

The paint conditions varied from intact (good) to damaged. At the time of the demolition activities, LBPs found to be in damaged conditions (peeling, flaking, delaminating) will need to be stabilized by a licensed lead abatement contractor.

Copyright 2018 Converse Consultants

All paint stabilization must be performed by a CDPH licensed lead abatement contractor using workers that have undergone the necessary lead training and are CDPH certified workers.

Converse further recommends that the lead stabilization activities be monitored by an independent third party or consultant knowledgeable in lead stabilization and abatement procedures and is at a minimum, a CDPH certified Lead Project Monitor.

Although other painted surfaces tested did not meet the criteria for LBP, concentrations of lead were detected in these other materials. Title 8 CCR 1532.1 (Lead) may require workers that perform either manual demolition or manual scraping or sanding of painted surfaces to undergo an exposure assessment including air monitoring of the breathing zone.

In the event that suspect LBPs are observed during the renovation activities that were not previously sampled, these materials should be assumed to contain lead in concentrations exceeding 1.0 mg/cm^2, until such time that they can be sampled and evaluated for lead content.

4.3 Other Hazardous Building Materials

Fluorescent light fixtures were observed in the subject buildings. All ballasts which are not clearly marked “No PCBs” or “PCB Free” shall be assumed to contain PCBs, and shall be removed intact, packaged, and disposed of appropriately as hazardous waste. All other ballasts may be incinerated or recycled at an appropriate disposal site.

All fluorescent tubes will be disposed as universal waste. Remaining bulbs will be disposed according to applicable regulations.

Smoke detectors were observed in the subject buildings. These items will need to be disassembled and categorized as either ionization detector (radioactive) or photoelectric detectors, which can be completed by checking for the required radioactive stickers on the baseplates. Photoelectric detectors may be discarded as construction debris. Ionization detectors will require appropriate off-site disposal per appropriate regulations.

Exit sings will be disassembled to confirm if they are paper, electric or tritium. Paper and electric may be disposed as construction debris. Tritium will be disposed off-site according to regulations.

Digital thermostats will be discarded as construction debris. If any mercury thermostats are encountered, they will be discarded as hazardous waste.

Copyright 2018 Converse Consultants

Aerosol cans of paint and other household chemicals found at the site will need to be disposed of properly prior to the demolition activities.

Copyright 2018 Converse Consultants

5.0 Reliance and Limitations

This report is for the sole benefit and exclusive use of San Bernardino City Unified School District (SBCUSD) in accordance with the terms and conditions of our contract under which these services have been provided. Its preparation has been in accordance with generally accepted environmental practices. No other warranty, either express or implied, is made. The Scope of Services associated with the report was designed solely in accordance with the objectives, schedule, budget, and risk-management preferences of SBCUSD.

This report should not be regarded as a guarantee that further ACMs, LBPs or other hazardous building materials, beyond that which could be detected within the scope of this project, is present at the Property. It is not possible to absolutely confirm that no hazardous materials and/or substances exist at the Property. If none are identified as part of a limited scope of work, such a conclusion should not be construed as a guaranteed absence of such materials, but merely the results of the evaluation of the property at the time of the survey. Also, events may occur after the Property visit, which may result in contamination of the Property. Additional information, which was not found or available to Converse at the time of report preparation, may result in a modification of the conclusions and recommendations presented.

Any reliance on this report by Third Parties shall be at the Third Party's sole risk. Should SBCUSD wish to identify any additional relying parties not previously identified, a completed *Application of Authorization to Use* (see following page of this report) must be submitted to Converse Consultants.

Copyright 2018 Converse Consultants

Converse Consultants

Geotechnical Engineering, Environmental & Groundwater Science, Inspection & Testing Services

Application for Authorization to Use

TO: Converse Consultants
10391 Corporate Drive
Redlands, California 92374

Project Title & Date: _____

Project Address: _____

FROM: (Please identify name & address of person/entity applying for permission to use the referenced report.)

_____

_____

_____

Applicant _____ hereby applies for permission to use the referenced report in order to:

_____

_____

_____

Applicant wishes or needs to use the referenced report because:

_____

_____

_____

Applicant also understands and agrees that the referenced document is a copyrighted document and shall remain the sole property of Converse Consultants. Unauthorized use or copying of the report is strictly prohibited without the express written permission of Converse Consultants. *Applicant* understands and agrees that Converse Consultants may withhold such permission at its sole discretion, or grant such permission upon agreement to Terms and Conditions, such as the payment of a re-use fee, amongst others.

Applicant Signature: _____

Applicant Name (print): _____

Title: _____

Date: _____

Copyright 2018 Converse Consultants

Sample Location Maps

Figure

Copyright 2018 Converse Consultants

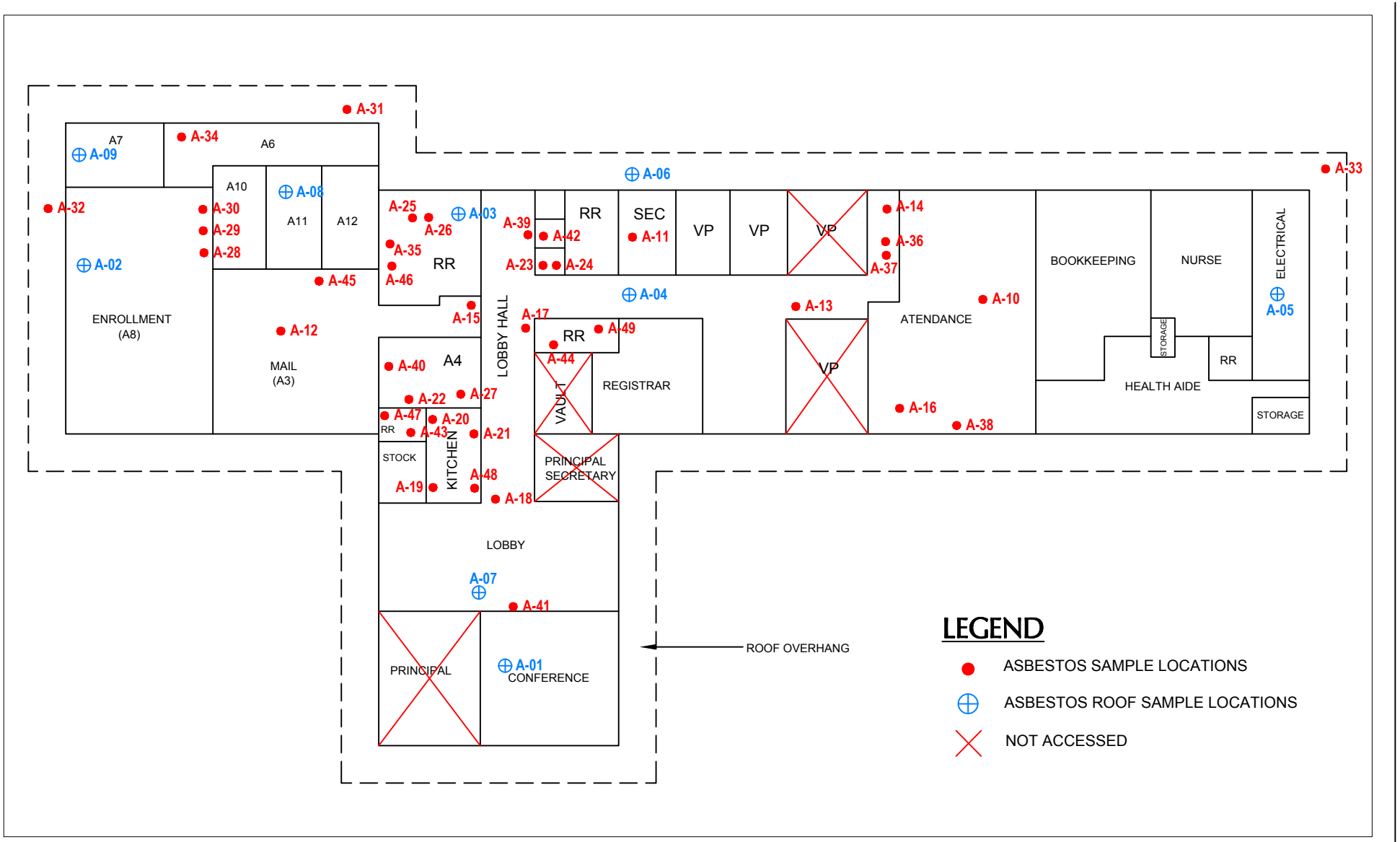

NOT TO SCALE

ASBESTOS SAMPLE LOCATIONS - BUILDING A

Converse Consultants

PACIFIC HIGH SCHOOL
1020 PACIFIC STREET
SAN BERNARDINO, CALIFORNIA

Project No. 18-16-105-02

Figure No. -

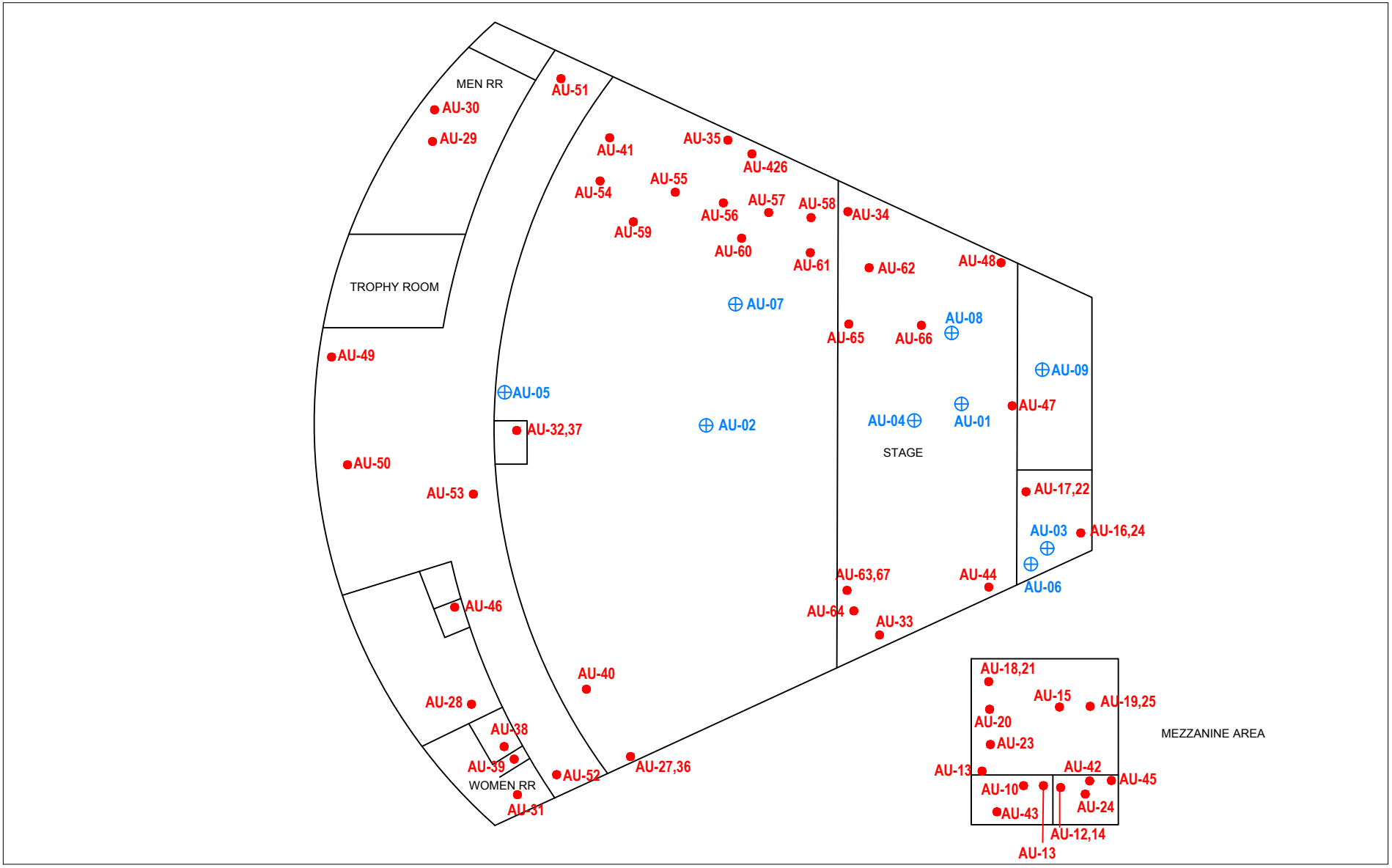

NOTE:
SAMPLES AU-54-AU-58
FIREPROOFING SAMPLES
COLLECTED ABOVE CEILING

LEGEND

● ASBESTOS SAMPLE LOCATIONS

⊕ ASBESTOS ROOF SAMPLE LOCATIONS

N

NOT TO SCALE

ASBESTOS SAMPLE LOCATIONS - AUDITORIUM

Converse Consultants

PACIFIC HIGH SCHOOL
1020 PACIFIC STREET
SAN BERNARDINO, CALIFORNIA

Project No. 18-16-105-02

Figure No. -

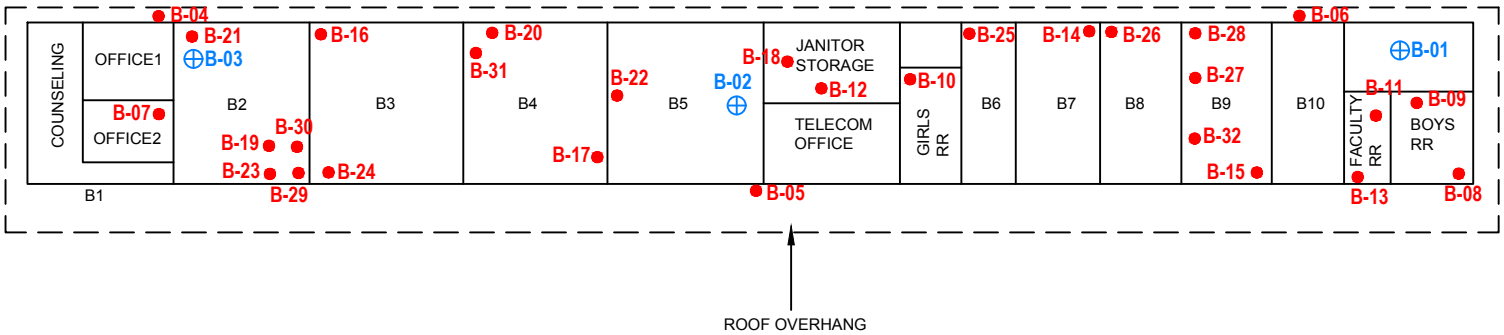

LEGEND

● ASBESTOS SAMPLE LOCATIONS

⊕ ASBESTOS ROOF SAMPLE LOCATIONS

NOT TO SCALE

ASBESTOS SAMPLE LOCATIONS - BUILDING B

Converse Consultants

PACIFIC HIGH SCHOOL
1020 PACIFIC STREET
SAN BERNARDINO, CALIFORNIA

Project No.	Figure No.
18-16-105-02	-

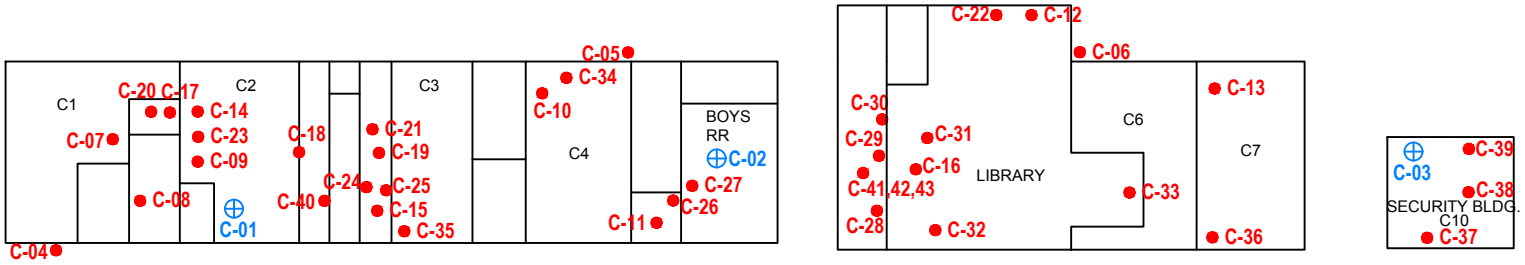

LEGEND

- ASBESTOS SAMPLE LOCATIONS
- ASBESTOS ROOF SAMPLE LOCATIONS

NOT TO SCALE

ASBESTOS SAMPLE LOCATIONS - BUILDING C

Converse Consultants

PACIFIC HIGH SCHOOL
1020 PACIFIC STREET
SAN BERNARDINO, CALIFORNIA

Project No. 18-16-105-02

Figure No. -

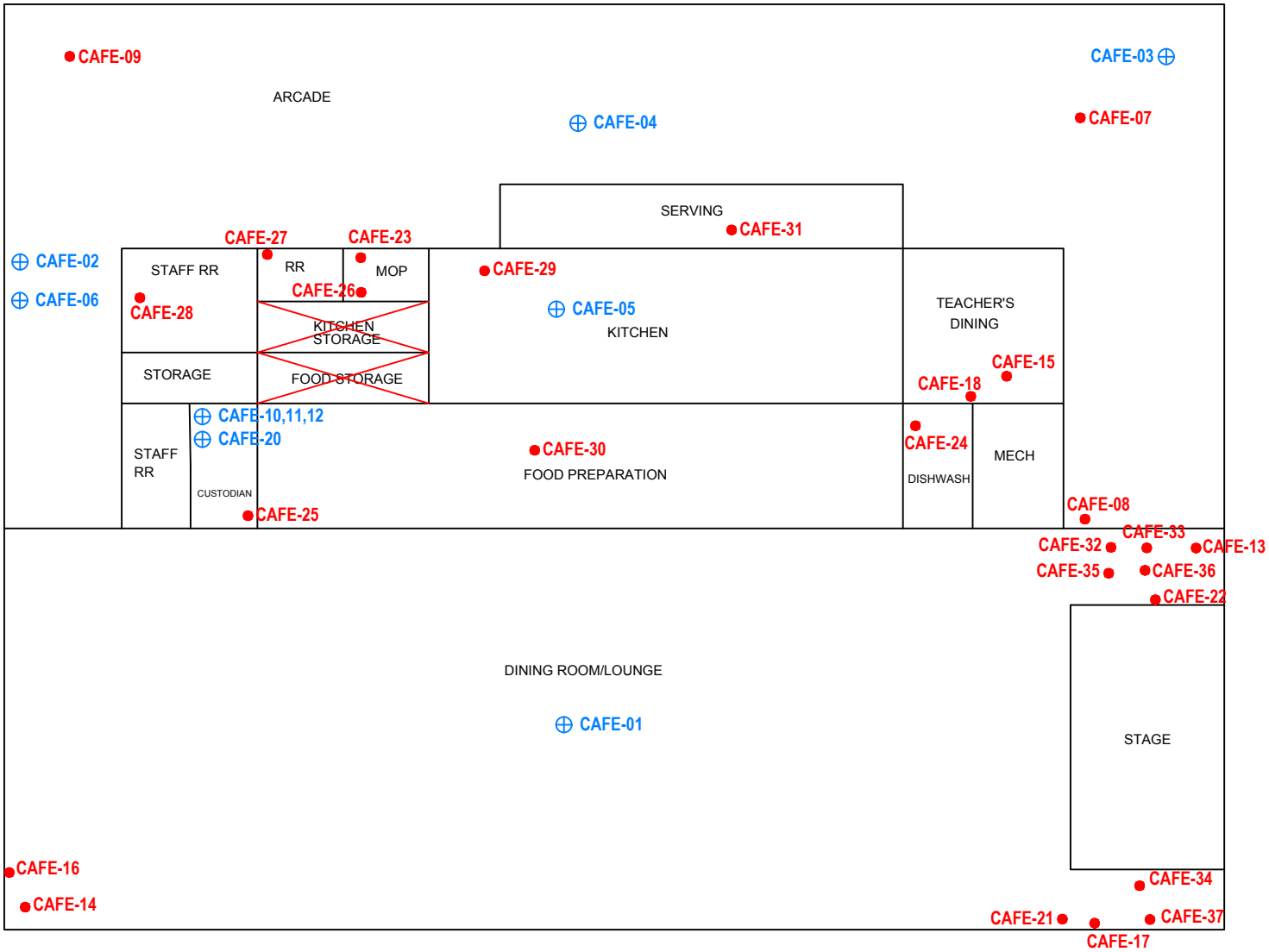

LEGEND

- ● ASBESTOS SAMPLE LOCATIONS
- ⊕ ASBESTOS ROOF SAMPLE LOCATIONS
- ╳ NOT ACCESSED

NOT TO SCALE

ASBESTOS SAMPLE LOCATIONS - CAFETERIA

Converse Consultants

PACIFIC HIGH SCHOOL
1020 PACIFIC STREET
SAN BERNARDINO, CALIFORNIA

Project No. 18-16-105-02

Figure No. -

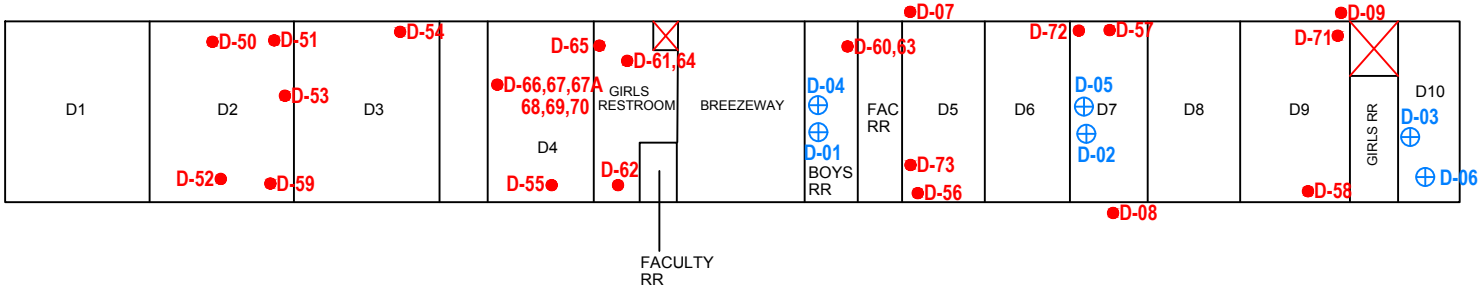

LEGEND

- ● ASBESTOS SAMPLE LOCATIONS
- ⊕ ASBESTOS ROOF SAMPLE LOCATIONS
- ╳ NOT ACCESSED

NOT TO SCALE

ASBESTOS SAMPLE LOCATIONS - BUILDING D

Converse Consultants

PACIFIC HIGH SCHOOL
1020 PACIFIC STREET
SAN BERNARDINO, CALIFORNIA

Project No. 18-16-105-02

Figure No. -

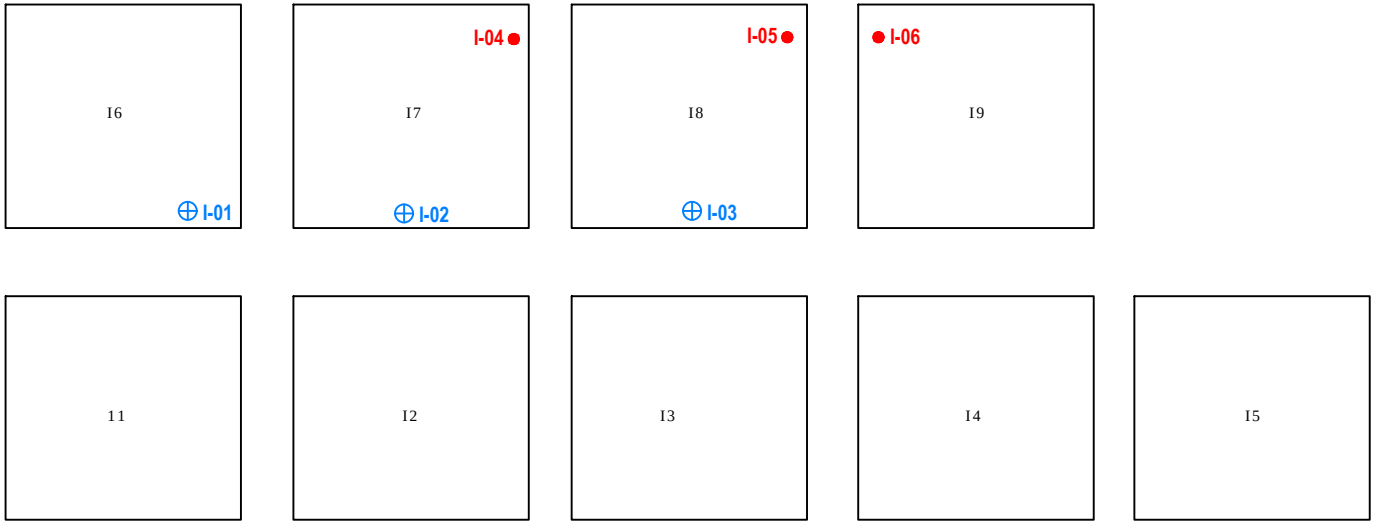

I1 THROUGH I5 WERE NOT INCLUDED IN THE SCOPE OF THIS SURVEY

LEGEND

- ● ASBESTOS SAMPLE LOCATIONS
- ⊕ ASBESTOS ROOF SAMPLE LOCATIONS

NOT TO SCALE

ASBESTOS SAMPLE LOCATIONS - BUILDING I

Converse Consultants

PACIFIC HIGH SCHOOL
1020 PACIFIC STREET
SAN BERNARDINO, CALIFORNIA

Project No.	Figure No.
18-16-105-02	-

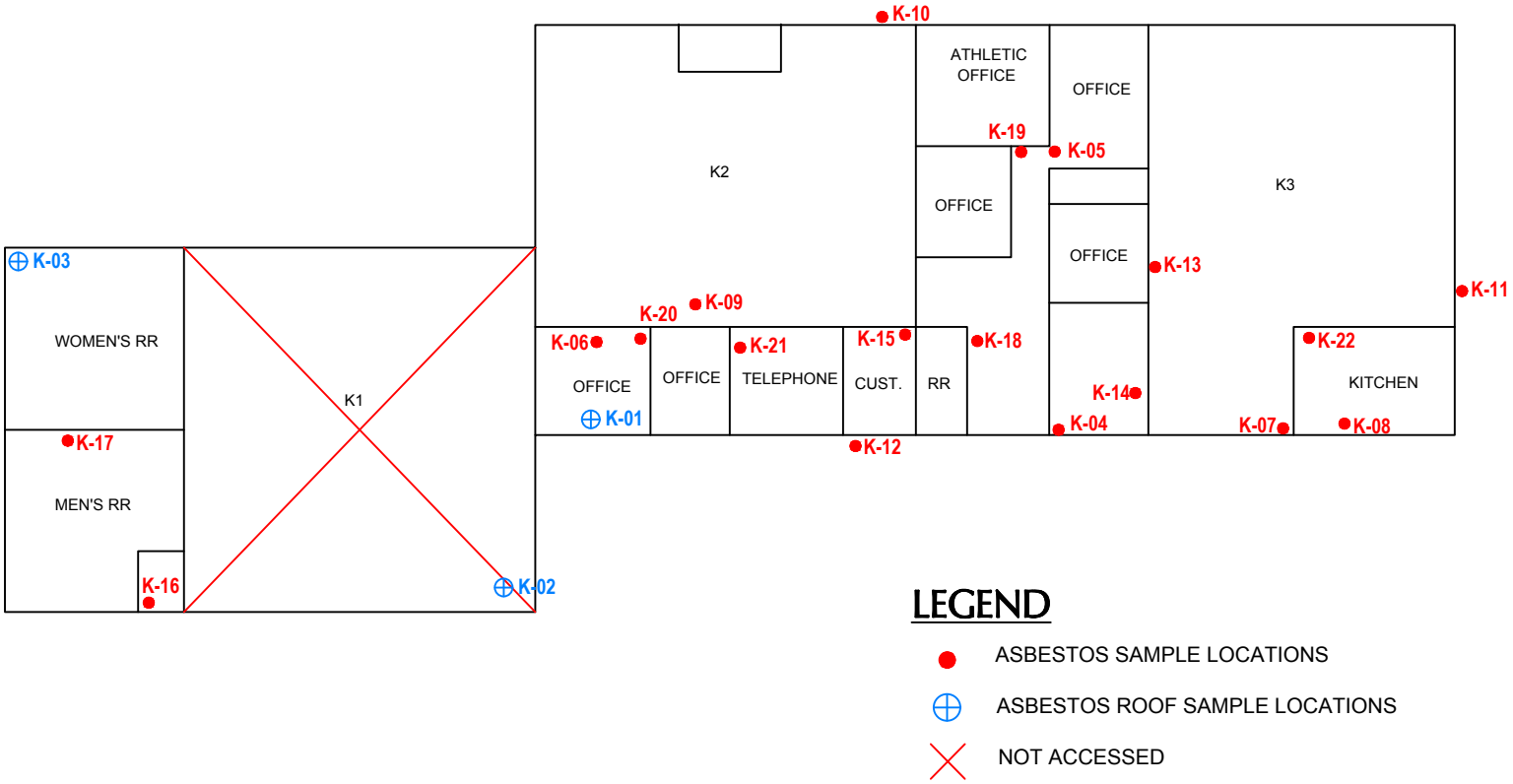

LEGEND

- ● ASBESTOS SAMPLE LOCATIONS
- ⊕ ASBESTOS ROOF SAMPLE LOCATIONS
- ╳ NOT ACCESSED

NOT TO SCALE

ASBESTOS SAMPLE LOCATIONS - BUILDING K

Converse Consultants

PACIFIC HIGH SCHOOL
1020 PACIFIC STREET
SAN BERNARDINO, CALIFORNIA

Project No. 18-16-105-02

Figure No. -

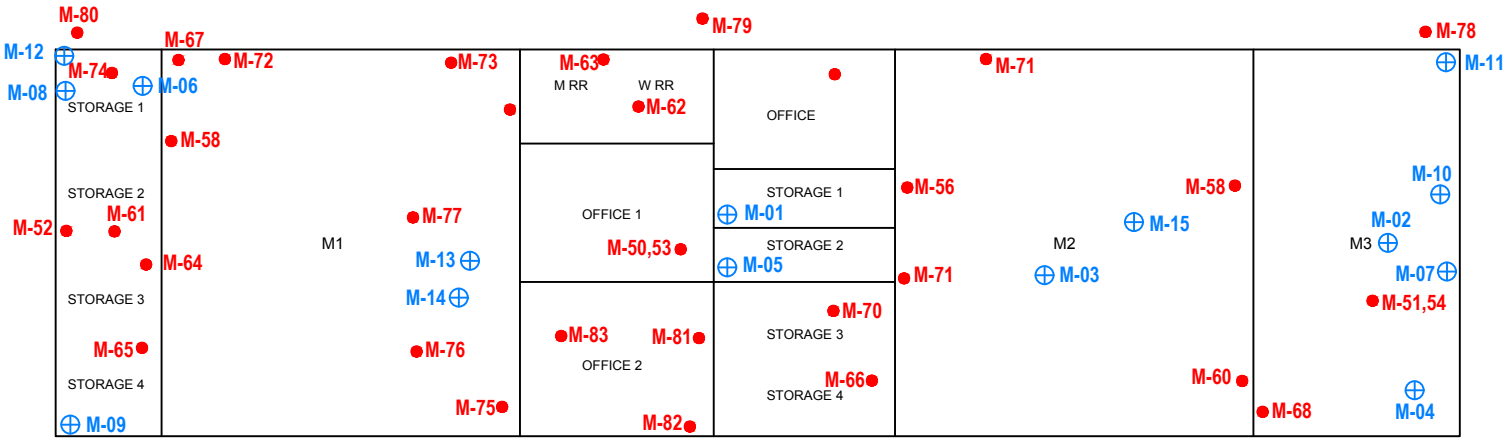

LEGEND

● ASBESTOS SAMPLE LOCATIONS

⊕ ASBESTOS ROOF SAMPLE LOCATIONS

N

NOT TO SCALE

ASBESTOS SAMPLE LOCATIONS - BUILDING M

Converse Consultants

PACIFIC HIGH SCHOOL
1020 PACIFIC STREET
SAN BERNARDINO, CALIFORNIA

Project No. 18-16-105-02

Figure No. -

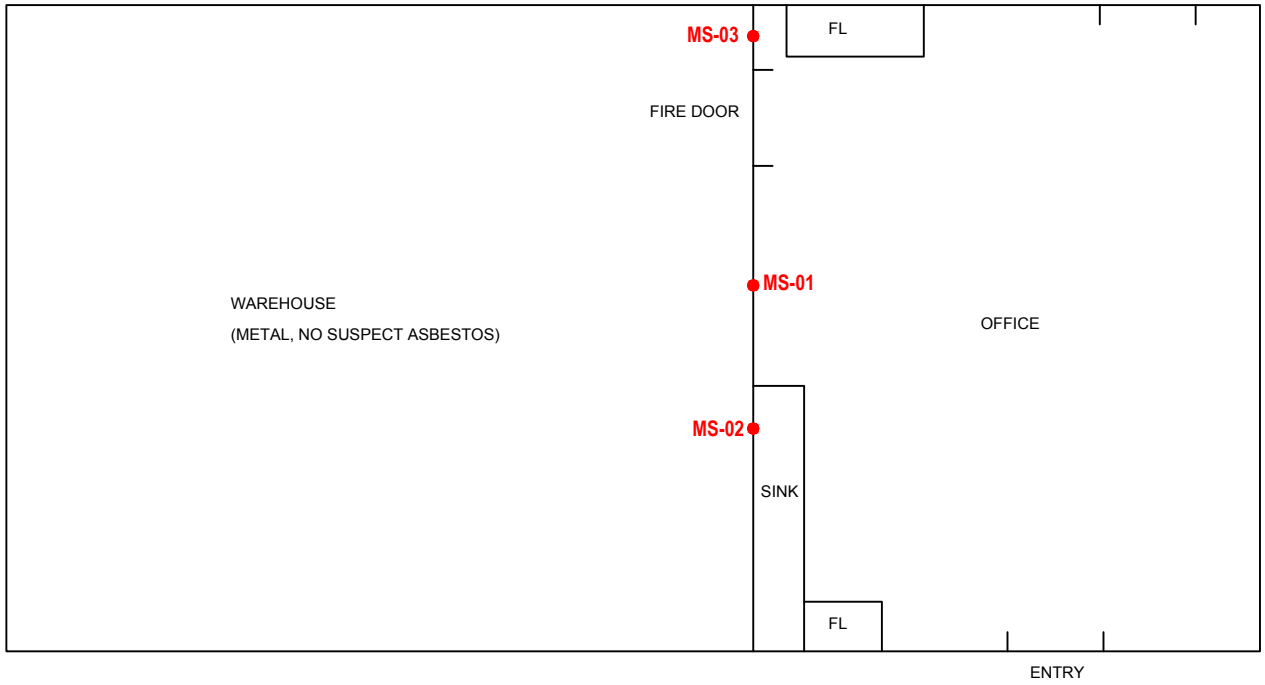

LEGEND

● ASBESTOS SAMPLE LOCATIONS

NOT TO SCALE

ASBESTOS SAMPLE LOCATIONS - METAL STORAGE BUILDING

Converse Consultants

PACIFIC HIGH SCHOOL
1020 PACIFIC STREET
SAN BERNARDINO, CALIFORNIA

Project No. 18-16-105-02

Figure No. -

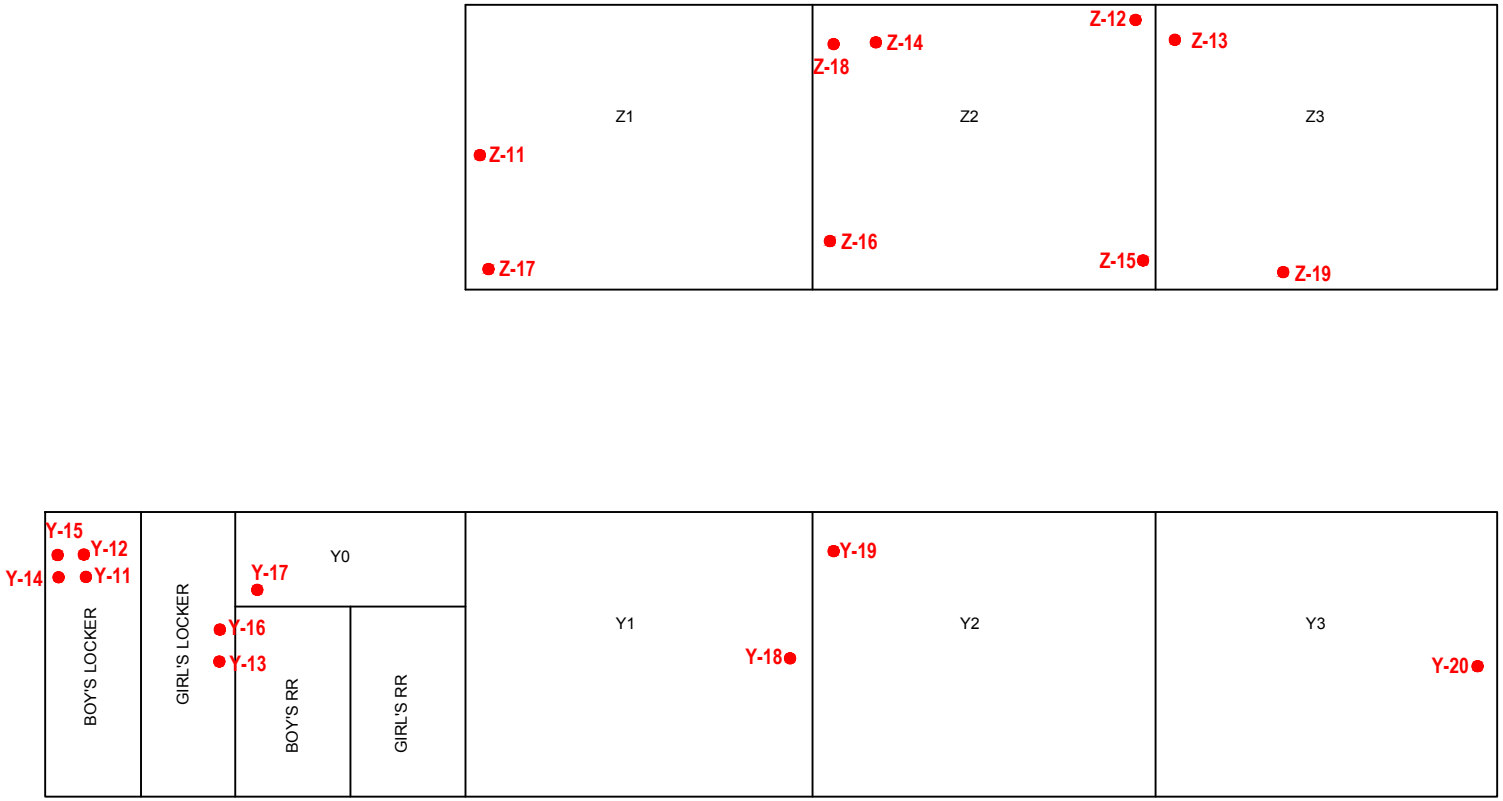

LEGEND

● ASBESTOS SAMPLE LOCATIONS

NOT TO SCALE

ASBESTOS SAMPLE LOCATIONS - WEST Y AND Z BUILDINGS

Converse Consultants

PACIFIC HIGH SCHOOL
1020 PACIFIC STREET
SAN BERNARDINO, CALIFORNIA

Project No. 18-16-105-02

Figure No. -

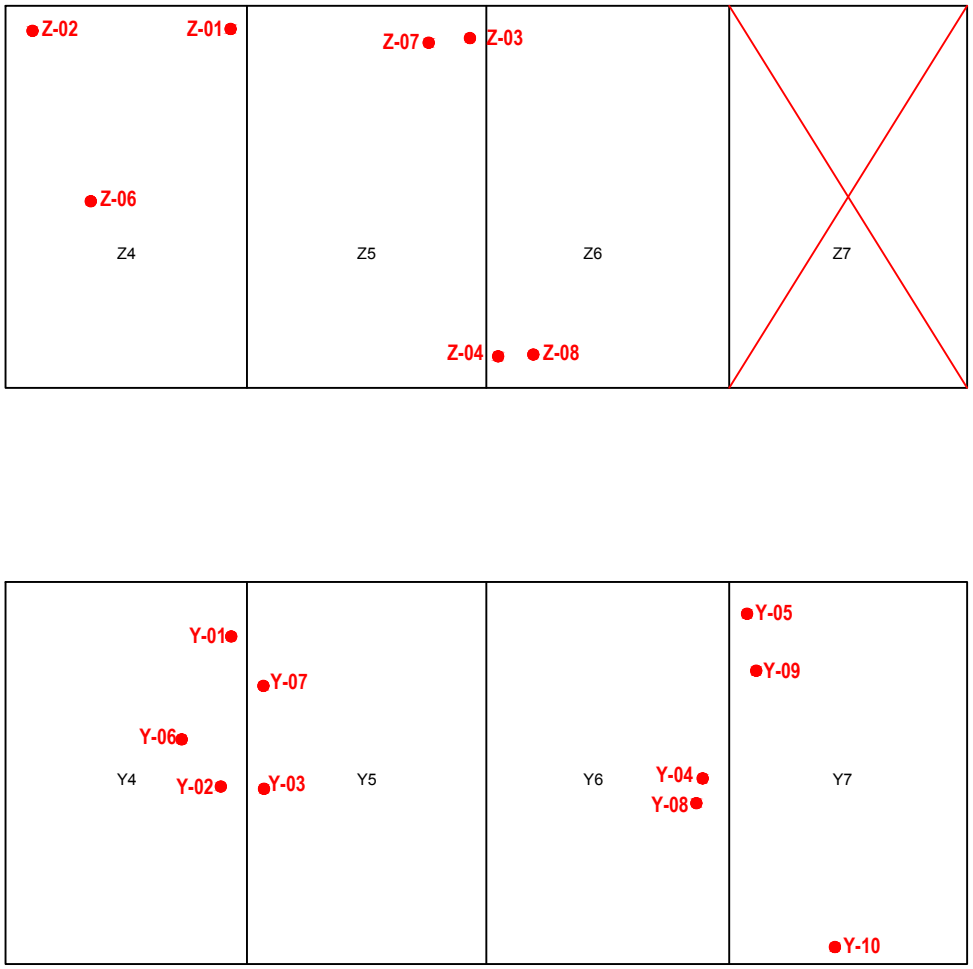

LEGEND

● ASBESTOS SAMPLE LOCATIONS

╳ NOT ACCESSED

N

NOT TO SCALE

ASBESTOS SAMPLE LOCATIONS - EAST Y BUILDING AND EAST Z BUILDING

Converse Consultants

PACIFIC HIGH SCHOOL
1020 PACIFIC STREET
SAN BERNARDINO, CALIFORNIA

Project No.	Figure No.
18-16-105-02	-

Certifications

Appendix A

Copyright 2018 Converse Consultants

STATE OF CALIFORNIA
Edmund G. Brown, Jr. *Governor*

DEPARTMENT OF INDUSTRIAL RELATIONS
Division of Occupational Safety and Health
Asbestos Unit
2424 Arden Way, Suite 495
Sacramento, CA 95825-2417
(916) 574-2993 Office (916) 483-0572 Fax
http://www.dir.ca.gov/dirdatabases.html actu@dir.ca.gov

612162093C **138**

Converse Consultants
Norman S Eke
717 S. Myrtle Ave.
Monrovia CA 91016

January 08, 2018

Dear Certified Asbestos Consultant or Technician:

Enclosed is your certification card. **To maintain your certification, you must abide by the rules printed on the back of the certification card.**

Your certification is valid for a period of one year. If you wish to renew your certification, you must apply for renewal at least 60 days before the expiration date shown on your card. [8 CCR 341.15(h)(1)].

Please hold and do not send copies of your required AHERA refresher renewal certificates to our office until you apply for renewal of your certification.

Certificates must be kept current if you are actively working as a CAC or CSST. The grace period is only for those who are not actively working as an asbestos consultant or site surveillance technician.

Please contact our office at the above address, fax number or email; of any changes in your contact/mailing information within 15 days of the change.

Sincerely,

Jeff Ferrell
Senior Safety Engineer

Attachment: Certification Card

cc: File

State of California Department of Public Health

Lead-Related Construction Certificate

Certificate Type	Expiration Date
Inspector/Assessor	06/26/2018
Project Designer	06/26/2018
Project Monitor	06/26/2018

George J. Paler ID # **1487**

State of California
Division of Occupational Safety and Health
Certified Asbestos Consultant

George John Paler
Name

Certification No. **93-1136**

Expires on **11/19/18**

This certification was issued by the Division of Occupational Safety and Health as authorized by Sections 7180 et seq. of the Business and Professions Code

State of California
Division of Occupational Safety and Health
Certified Asbestos Consultant

J Andres Romero
Name

Certification No. 09-4491

Expires on 05/21/19

This certification was issued by the Division of Occupational Safety and Health as authorized by Sections 7180 et seq. of the Business and Professions Code.

State of California Department of Public Health

Lead-Related Construction Certificate

Certificate Type	Expiration Date
Project Monitor	01/23/2020
Inspector/Assessor	01/23/2020

26295

J. Andres Romero **ID #: 15505**

Scanned by CamScanner

State of California Department of Public Health
Lead-Related Construction Certificate
Certificate Type
Expiration Date
Inspector/Assessor 12/17/2018
Project Monitor 12/17/2018
Rodney D. Stansfield
ID #: 4364

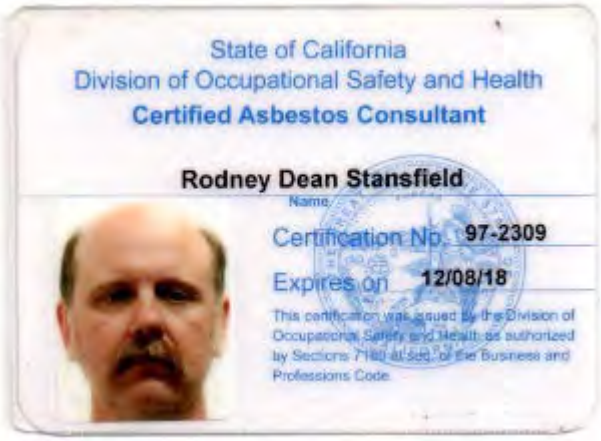
State of California
Division of Occupational Safety and Health
Certified Asbestos Consultant
Rodney Dean Stansfield
Name
Certification No. 97-2309
Expires on 12/08/18
This certification was issued by the Division of Occupational Safety and Health as authorized by Sections 7180 et seq. of the Business and Professions Code.

State of California
Division of Occupational Safety and Health
Certified Asbestos Consultant

Laura A Tanaka
Name

Certification No. 11-4708

Expires on 01/19/19

This certification was issued by the Division of Occupational Safety and Health as authorized by Sections 7180 et seq. of the Business and Professions Code.

State of California Department of Public Health

Lead-Related Construction Certificate

Certificate Type	Expiration Date
Inspector/Assessor	04/27/2019
Project Designer	04/27/2019
Project Monitor	04/27/2019

Laura A. Tanaka ID #: **3086**

Asbestos

Analytical Report &
Chain of Custody Documentation

The date provided in this appendix is a subset of an overall data set for the entire campus. Some data may not apply to this report.

Appendix B

Copyright 2018 Converse Consultants

EMSL Analytical, Inc.

490 Rowley Road Depew, NY 14043

Tel/Fax: (716) 651-0030 / (716) 651-0394

http://www.EMSL.com / buffalolab@emsl.com

EMSL Order: 141801746
Customer ID: 32CONV56
Customer PO: 18-16-105-02
Project ID:

Attention: Laura Tanaka
Converse Consultants
717 S Myrtle Avenue
Monrovia, CA 91016

Phone: (626) 930-1200
Fax: (626) 930-1212
Received Date: 04/17/2018 3:00 PM
Analysis Date: 04/23/2018 - 04/24/2018
Collected Date: 04/11/2018

Project: 18-16-105-02 / SBCUSD/Pacific High School

Test Report: Asbestos Analysis of Bulk Materials via EPA 600/R-93/116 Method using Polarized Light Microscopy

			Non-Asbestos		Asbestos
Sample	**Description**	**Appearance**	**% Fibrous**	**% Non-Fibrous**	**% Type**
A-01 *141801746-0001*	A Bldg, Roof, South Wing - Roof Core	Black Fibrous Homogeneous	30% Glass	70% Non-fibrous (Other)	None Detected
A-02 *141801746-0002*	A Bldg, Roof, West - Roof Core	Black Fibrous Homogeneous	30% Glass	70% Non-fibrous (Other)	None Detected
A-03 *141801746-0003*	A Bldg, Roof, N HVAC Pad - Roof Core	Black Fibrous Homogeneous	30% Glass	70% Non-fibrous (Other)	None Detected
A-04 *141801746-0004*	A Bldg, Roof, Center - Penetration Mastic	Gray/Black Fibrous Homogeneous		95% Non-fibrous (Other)	5% Chrysotile
A-05 *141801746-0005*	A Bldg, Roof, East - Penetration Mastic	Gray/Black Fibrous Homogeneous		95% Non-fibrous (Other)	5% Chrysotile
A-06 *141801746-0006*	A Bldg, Roof, North - Penetration Mastic	Gray/Black Fibrous Homogeneous		95% Non-fibrous (Other)	5% Chrysotile
A-07 *141801746-0007*	A Bldg, Roof, South Wing - HVAC Tape	Gray Fibrous Homogeneous	40% Cellulose	60% Non-fibrous (Other)	None Detected
A-08 *141801746-0008*	A Bldg, Roof, North/West - HVAC Tape	Gray Fibrous Homogeneous	40% Cellulose	60% Non-fibrous (Other)	None Detected
A-09 *141801746-0009*	A Bldg, Roof, Northwest Corner - HVAC Tape	Gray Fibrous Homogeneous	40% Cellulose	60% Non-fibrous (Other)	None Detected
A-10 *141801746-0010*	Bldg A, Attendance Office, Center - 2x4 Fissured Ceiling Tiles	Tan Fibrous Homogeneous	70% Cellulose 20% Glass	10% Non-fibrous (Other)	None Detected
A-11 *141801746-0011*	Bldg A, Lani Gomez Office, Center - 2x4 Fissured Ceiling Tiles	Tan Fibrous Homogeneous	70% Cellulose 20% Glass	10% Non-fibrous (Other)	None Detected
A-12 *141801746-0012*	Bldg A, Mail & Record Room, Center - 2x4 Fissured Ceiling Tiles	Gray Fibrous Homogeneous	40% Cellulose 50% Glass	10% Non-fibrous (Other)	None Detected
A-13-Vinyl Floor Tile *141801746-0013*	Bldg A, Vice Principal Office Hall - 12x12" Tan Speckled Vinyl Floor Tile & Mastic	Tan Non-Fibrous Homogeneous		100% Non-fibrous (Other)	None Detected
A-13-Mastic *141801746-0013A*	Bldg A, Vice Principal Office Hall - 12x12" Tan Speckled Vinyl Floor Tile & Mastic	Yellow Non-Fibrous Homogeneous		100% Non-fibrous (Other)	None Detected
A-14-Vinyl Floor Tile *141801746-0014*	Bldg A, Door near Attendance Office - 12x12" Tan Speckled Vinyl Floor Tile & Mastic	Tan Non-Fibrous Homogeneous		100% Non-fibrous (Other)	None Detected

Initial report from: 04/24/2018 12:12:03

EMSL Analytical, Inc.
490 Rowley Road Depew, NY 14043
Tel/Fax: (716) 651-0030 / (716) 651-0394
http://www.EMSL.com / buffalolab@emsl.com

EMSL Order: 141801746
Customer ID: 32CONV56
Customer PO: 18-16-105-02
Project ID:

Test Report: Asbestos Analysis of Bulk Materials via EPA 600/R-93/116 Method using Polarized Light Microscopy

			Non-Asbestos		Asbestos
Sample	**Description**	**Appearance**	**% Fibrous**	**% Non-Fibrous**	**% Type**
A-14-Mastic *141801746-0014A*	Bldg A, Door near Attendance Office - 12x12" Tan Speckled Vinyl Floor Tile & Mastic	Yellow Non-Fibrous Homogeneous		100% Non-fibrous (Other)	None Detected
A-15-Vinyl Floor Tile *141801746-0015*	Bldg A, Door to Room A4 - 12x12" Tan Speckled Vinyl Floor Tile & Mastic	Tan Non-Fibrous Homogeneous		100% Non-fibrous (Other)	None Detected
A-15-Mastic *141801746-0015A*	Bldg A, Door to Room A4 - 12x12" Tan Speckled Vinyl Floor Tile & Mastic	Yellow Non-Fibrous Homogeneous		100% Non-fibrous (Other)	None Detected
A-16-Vinyl Floor Tile *141801746-0016*	Bldg A, Attendance Office NW - 12x12" Beige Vinyl Floor Tile & Mastic	Brown Non-Fibrous Homogeneous		100% Non-fibrous (Other)	None Detected
A-16-Mastic *141801746-0016A*	Bldg A, Attendance Office NW - 12x12" Beige Vinyl Floor Tile & Mastic	Yellow Non-Fibrous Homogeneous		100% Non-fibrous (Other)	None Detected
A-17-Vinyl Floor Tile *141801746-0017*	Bldg A, Lobby Hall near Public RR - 12x12" Beige Vinyl Floor Tile & Mastic	Beige Non-Fibrous Homogeneous		100% Non-fibrous (Other)	None Detected
A-17-Mastic *141801746-0017A*	Bldg A, Lobby Hall near Public RR - 12x12" Beige Vinyl Floor Tile & Mastic	Black Fibrous Homogeneous		98% Non-fibrous (Other)	2% Chrysotile
A-18-Vinyl Floor Tile *141801746-0018*	Bldg A, Lobby Hall near Lobby - 12x12" Beige Vinyl Floor Tile & Mastic	Beige Non-Fibrous Homogeneous		100% Non-fibrous (Other)	None Detected
A-18-Mastic *141801746-0018A*	Bldg A, Lobby Hall near Lobby - 12x12" Beige Vinyl Floor Tile & Mastic	Black Non-Fibrous Homogeneous		100% Non-fibrous (Other)	None Detected
A-19-Vinyl Floor Tile *141801746-0019*	Bldg A, Room A4 Kitchen - 12x12" Red-Brown Vinyl Floor Tile & Mastic	Brown Non-Fibrous Homogeneous		100% Non-fibrous (Other)	None Detected
A-19-Mastic *141801746-0019A*	Bldg A, Room A4 Kitchen - 12x12" Red-Brown Vinyl Floor Tile & Mastic	Yellow Non-Fibrous Homogeneous		100% Non-fibrous (Other)	None Detected
A-20-Vinyl Floor Tile *141801746-0020*	Bldg A, Room A4 Kitchen - 12x12" Red-Brown Vinyl Floor Tile & Mastic	Brown Non-Fibrous Homogeneous		100% Non-fibrous (Other)	None Detected
A-20-Mastic *141801746-0020A*	Bldg A, Room A4 Kitchen - 12x12" Red-Brown Vinyl Floor Tile & Mastic	Yellow Non-Fibrous Homogeneous		100% Non-fibrous (Other)	None Detected
A-21-Vinyl Floor Tile *141801746-0021*	Bldg A, Room A4 Kitchen - 12x12" Red-Brown Vinyl Floor Tile & Mastic	Brown Non-Fibrous Homogeneous		100% Non-fibrous (Other)	None Detected

Initial report from: 04/24/2018 12:12:03

EMSL Analytical, Inc.
490 Rowley Road Depew, NY 14043
Tel/Fax: (716) 651-0030 / (716) 651-0394
http://www.EMSL.com / buffalolab@emsl.com

EMSL Order: 141801746
Customer ID: 32CONV56
Customer PO: 18-16-105-02
Project ID:

Test Report: Asbestos Analysis of Bulk Materials via EPA 600/R-93/116 Method using Polarized Light Microscopy

			Non-Asbestos		Asbestos
Sample	**Description**	**Appearance**	**% Fibrous**	**% Non-Fibrous**	**% Type**
A-21-Mastic *141801746-0021A*	Bldg A, Room A4 Kitchen - 12x12" Red-Brown Vinyl Floor Tile & Mastic	Yellow Non-Fibrous Homogeneous		100% Non-fibrous (Other)	None Detected
A-22-Vinyl Floor Tile *141801746-0022*	Bldg A, Room A4 at Sink - 9x9 Green Vinyl Floor Tiles & Mastic	Tan Non-Fibrous Homogeneous		100% Non-fibrous (Other)	None Detected
A-22-Mastic *141801746-0022A*	Bldg A, Room A4 at Sink - 9x9 Green Vinyl Floor Tiles & Mastic	Black Non-Fibrous Homogeneous		100% Non-fibrous (Other)	None Detected
A-23-Vinyl Floor Tile *141801746-0023*	Bldg A, Lobby Hall Closet - 9x9 Green Vinyl Floor Tiles & Mastic	Green Fibrous Homogeneous		95% Non-fibrous (Other)	5% Chrysotile
A-23-Mastic *141801746-0023A*	Bldg A, Lobby Hall Closet - 9x9 Green Vinyl Floor Tiles & Mastic	Black Fibrous Homogeneous		98% Non-fibrous (Other)	2% Chrysotile
A-24-Vinyl Floor Tile *141801746-0024*	Bldg A, Lobby Hall Closet - 9x9 Green Vinyl Floor Tiles & Mastic	Green Non-Fibrous Homogeneous		100% Non-fibrous (Other)	None Detected
A-24-Mastic *141801746-0024A*	Bldg A, Lobby Hall Closet - 9x9 Green Vinyl Floor Tiles & Mastic	Black Non-Fibrous Homogeneous		100% Non-fibrous (Other)	None Detected
A-25 *141801746-0025*	Bldg A, Hatch above A3 Restroom - Blown-in Insulation	Gray Fibrous Homogeneous	40% Glass	60% Non-fibrous (Other)	None Detected
A-26 *141801746-0026*	Bldg A, Hatch above A3 Restroom - Blown-in Insulation	Gray Fibrous Homogeneous	40% Glass	60% Non-fibrous (Other)	None Detected
A-27 *141801746-0027*	Bldg, Above Room A4 - Blown-in Insulation	Gray Fibrous Homogeneous	40% Glass	60% Non-fibrous (Other)	None Detected
A-28 *141801746-0028*	Bldg A, above Office A8 - Mastic behind 12x12 Pinhole Wall Tiles	Brown Fibrous Homogeneous		98% Non-fibrous (Other)	2% Anthophyllite
A-29 *141801746-0029*	Bldg A, above Office A8 - Mastic behind 12x12 Pinhole Wall Tiles	Brown Fibrous Homogeneous		98% Non-fibrous (Other)	2% Anthophyllite
A-30 *141801746-0030*	Bldg A, above Office A8 - Mastic behind 12x12 Pinhole Wall Tiles	Brown Fibrous Homogeneous		98% Non-fibrous (Other)	2% Anthophyllite
A-31 *141801746-0031*	Bldg A, Exterior Arcade, NW - Arcade Stucco	Gray Non-Fibrous Homogeneous		100% Non-fibrous (Other)	None Detected
A-32 *141801746-0032*	Bldg A, Exterior Arcade, West - Arcade Stucco	Gray Non-Fibrous Homogeneous		100% Non-fibrous (Other)	None Detected
A-33 *141801746-0033*	Bldg A, Exterior Arcade, East - Arcade Stucco	Gray Non-Fibrous Homogeneous		100% Non-fibrous (Other)	None Detected

Initial report from: 04/24/2018 12:12:03

EMSL Analytical, Inc.
490 Rowley Road Depew, NY 14043
Tel/Fax: (716) 651-0030 / (716) 651-0394
http://www.EMSL.com / buffalolab@emsl.com

EMSL Order: 141801746
Customer ID: 32CONV56
Customer PO: 18-16-105-02
Project ID:

Test Report: Asbestos Analysis of Bulk Materials via EPA 600/R-93/116 Method using Polarized Light Microscopy

			Non-Asbestos		Asbestos
Sample	**Description**	**Appearance**	**% Fibrous**	**% Non-Fibrous**	**% Type**
A-34-Drywall *141801746-0034* *Paper and gypsum layers included in analysis.*	Bldg A, Hallway A6, NW - Drywall Ceiling and Joint Compound	Brown/White Fibrous Heterogeneous	10% Cellulose	90% Non-fibrous (Other)	None Detected
A-34-Joint Compound *141801746-0034A*	Bldg A, Hallway A6, NW - Drywall Ceiling and Joint Compound	White Non-Fibrous Homogeneous		100% Non-fibrous (Other)	None Detected
A-35-Drywall *141801746-0035* *Paper and gypsum layers included in analysis.*	Bldg A, A3 Women's Restroom, N - Drywall Ceiling and Joint Compound	Brown/White Fibrous Heterogeneous	10% Cellulose	90% Non-fibrous (Other)	None Detected
A-35-Joint Compound *141801746-0035A*	Bldg A, A3 Women's Restroom, N - Drywall Ceiling and Joint Compound	White Non-Fibrous Homogeneous		100% Non-fibrous (Other)	None Detected
A-36-Drywall *141801746-0036* *Paper and gypsum layers included in analysis.*	Bldg A, VP Hallway, E - Drywall Ceiling and Joint Compound	Brown/White Fibrous Heterogeneous	10% Cellulose	90% Non-fibrous (Other)	None Detected
A-36-Joint Compound *141801746-0036A*	Bldg A, VP Hallway, E - Drywall Ceiling and Joint Compound	White Non-Fibrous Homogeneous		100% Non-fibrous (Other)	None Detected
A-37-Drywall *141801746-0037* *Paper and gypsum layers included in analysis.*	Bldg A, VP Hall, East - Drywall Walls and Joint Compound	Brown/White Fibrous Heterogeneous	10% Cellulose	90% Non-fibrous (Other)	None Detected
A-37-Joint Compound *141801746-0037A*	Bldg A, VP Hall, East - Drywall Walls and Joint Compound	White Non-Fibrous Homogeneous		100% Non-fibrous (Other)	None Detected
A-38-Drywall *141801746-0038* *Paper and gypsum layers included in analysis.*	Bldg A, Attendance Office, West - Drywall Walls and Joint Compound	Brown/White Fibrous Heterogeneous	10% Cellulose	90% Non-fibrous (Other)	None Detected
A-38-Joint Compound *141801746-0038A*	Bldg A, Attendance Office, West - Drywall Walls and Joint Compound	White Non-Fibrous Homogeneous		100% Non-fibrous (Other)	None Detected
A-39-Drywall *141801746-0039* *Paper and gypsum layers included in analysis.*	Bldg A, Loby Hall (A1), East - Drywall Walls and Joint Compound	Brown/White Fibrous Heterogeneous	10% Cellulose	90% Non-fibrous (Other)	None Detected
A-39-Joint Compound *141801746-0039A*	Bldg A, Loby Hall (A1), East - Drywall Walls and Joint Compound	White Non-Fibrous Homogeneous		100% Non-fibrous (Other)	None Detected
A-40-Drywall *141801746-0040* *Paper and gypsum layers included in analysis.*	Bldg A, Room A4, N - Drywall Walls and Joint Compound	Brown/Gray Fibrous Heterogeneous	10% Cellulose	90% Non-fibrous (Other)	None Detected
A-40-Joint Compound *141801746-0040A*	Bldg A, Room A4, N - Drywall Walls and Joint Compound	White Non-Fibrous Homogeneous		100% Non-fibrous (Other)	None Detected
A-41-Drywall *141801746-0041*	Bldg A, Lobby, South - Drywall Walls and Joint Compound	Brown/White Fibrous Heterogeneous	10% Cellulose	90% Non-fibrous (Other)	None Detected

Initial report from: 04/24/2018 12:12:03

EMSL Analytical, Inc.
490 Rowley Road Depew, NY 14043
Tel/Fax: (716) 651-0030 / (716) 651-0394
http://www.EMSL.com / buffalolab@emsl.com

EMSL Order: 141801746
Customer ID: 32CONV56
Customer PO: 18-16-105-02
Project ID:

Test Report: Asbestos Analysis of Bulk Materials via EPA 600/R-93/116 Method using Polarized Light Microscopy

			Non-Asbestos		Asbestos
Sample	**Description**	**Appearance**	**% Fibrous**	**% Non-Fibrous**	**% Type**
A-41-Joint Compound *141801746-0041A*	Bldg A, Lobby, South - Drywall Walls and Joint Compound	White Non-Fibrous Homogeneous		100% Non-fibrous (Other)	None Detected
A-42 *141801746-0042*	Bldg A, Lobby Hall (A1) Storage - Plaster Ceiling	Gray Non-Fibrous Homogeneous		100% Non-fibrous (Other)	None Detected
A-43 *141801746-0043*	Bldg A, Lobby Restroom - Plaster Ceiling	Gray Non-Fibrous Homogeneous		100% Non-fibrous (Other)	None Detected
A-44 *141801746-0044*	Bldg A, Lobby Hall Staff Restroom - Plaster Ceiling	Gray Non-Fibrous Homogeneous		100% Non-fibrous (Other)	None Detected
A-45-Skim Coat *141801746-0045*	Bldg A, Mail Room (A3), West - Plaster Walls	Pink Non-Fibrous Homogeneous		100% Non-fibrous (Other)	None Detected
A-45-Base Coat *141801746-0045A*	Bldg A, Mail Room (A3), West - Plaster Walls	Gray Non-Fibrous Homogeneous		100% Non-fibrous (Other)	None Detected
A-46-Skim Coat *141801746-0046*	Bldg A, A3 Women's Restroom, N - Plaster Walls	White Non-Fibrous Homogeneous		100% Non-fibrous (Other)	None Detected
A-46-Base Coat *141801746-0046A*	Bldg A, A3 Women's Restroom, N - Plaster Walls	Gray Non-Fibrous Homogeneous		100% Non-fibrous (Other)	None Detected
A-47-Skim Coat *141801746-0047*	Bldg A, Lobby Restroom, N - Plaster Walls	White Non-Fibrous Homogeneous		100% Non-fibrous (Other)	None Detected
A-47-Base Coat *141801746-0047A*	Bldg A, Lobby Restroom, N - Plaster Walls	Gray Non-Fibrous Homogeneous		100% Non-fibrous (Other)	None Detected
A-48-Skim Coat *141801746-0048*	Bldg A, Kitchen (A4), SW - Plaster Walls	White Non-Fibrous Homogeneous		100% Non-fibrous (Other)	None Detected
A-48-Base Coat *141801746-0048A*	Bldg A, Kitchen (A4), SW - Plaster Walls	Gray Non-Fibrous Homogeneous		100% Non-fibrous (Other)	None Detected
A-49-Skim Coat *141801746-0049*	Bldg A, Lobby Hall Staff Restroom - Plaster Walls	White Non-Fibrous Homogeneous		100% Non-fibrous (Other)	None Detected
A-49-Base Coat *141801746-0049A*	Bldg A, Lobby Hall Staff Restroom - Plaster Walls	Gray Non-Fibrous Homogeneous		100% Non-fibrous (Other)	None Detected

Analyst(s)
Tom Hanes (74)

Rhonda McGee, Laboratory Manager
or Other Approved Signatory

EMSL maintains liability limited to cost of analysis. This report relates only to the samples reported and may not be reproduced, except in full, without written approval by EMSL. EMSL bears no responsibility for sample collection activities or analytical method limitations. Interpretation and use of test results are the responsibility of the client. This report must not be used by the client to claim product certification, approval, or endorsement by NVLAP, NIST or any agency of the federal government. Non-friable organically bound materials present a problem matrix and therefore EMSL recommends gravimetric reduction prior to analysis. Samples received in good condition unless otherwise noted. Estimated accuracy, precision and uncertainty data available upon request. Unless requested by the client, building materials manufactured with multiple layers (i.e. linoleum, wallboard, etc.) are reported as a single sample. Reporting limit is 1%

Samples analyzed by EMSL Analytical, Inc. Depew, NY NVLAP Lab Code 200056-0

Initial report from: 04/24/2018 12:12:03

OrderID: 141801746

Asbestos Chain of Custody

LA Testing Order Number *(Lab Use Only)*: 141801746

8

LA TESTING
520 MISSION STREET
S. PASADENA, CA 91030
PHONE: (323) 254-9960
FAX: (323) 254-9982

Company : Converse Consultants	**LA Testing-Bill to:** ☒ Same ☐ Different If Bill to is Different note instructions in Comments** *Third Party Billing requires written authorization from third party*
Street: 3176 Pullman St, Suite 108	
City: Costa Mesa / **State/Province: CA**	**Zip/Postal Code: 92626** / **Country: USA**
Report To (Name): Laura Tanaka	**Fax #:**
Telephone #: 626-807-3422	**Email Address: ltanaka@converseconsultants.com**
Project Name/Number: 18-16-105-02	
Please Provide Results: ☐ Fax ☒ Email	**Purchase Order: 18-16-105-02** / **U.S. State Samples Taken: CA**

Turnaround Time (TAT) Options* – Please Check

☐ 3 Hour ☐ 6 Hour ☐ 24 Hour ☐ 48 Hour ☐ 72 Hour ☐ 96 Hour ☐ 1 Week ☐ 2 Week

**For TEM Air 3 hours through 6 hours, please call ahead to schedule.*There is a premium charge for 3 Hour TEM AHERA or EPA Level II TAT. You will be asked to sign an authorization form for this service. Analysis completed in accordance with LA Testing's Terms and Conditions located in the Analytical Price Guide.*

PCM - Air
- ☐ NIOSH 7400
- ☐ w/ OSHA 8hr. TWA

PLM - Bulk (reporting limit)
- ☐ PLM EPA 600/R-93/116 (<1%)
- ☐ PLM EPA NOB (<1%)

Point Count
- ☐ 400 (<0.25%) ☐ 1000 (<0.1%)

Point Count w/Gravimetric
- ☐ 400 (<0.25%) ☐ 1000 (<0.1%)
- ☐ NYS 198.1 (friable in NY)
- ☐ NYS 198.6 NOB (non-friable-NY)
- ☐ NIOSH 9002 (<1%)

TEM – Air ☐ **4-4.5hr TAT** (AHERA only)
- ☐ AHERA 40 CFR, Part 763
- ☐ NIOSH 7402
- ☐ EPA Level II
- ☐ ISO 10312

TEM - Bulk
- ☐ TEM EPA NOB
- ☐ NYS NOB 198.4 (non-friable-NY)
- ☐ Chatfield SOP
- ☐ TEM Mass Analysis-EPA 600 sec. 2.5

TEM – Water: EPA 100.2
- Fibers >10µm ☐ Waste ☐ Drinking
- All Fiber Sizes ☐ Waste ☐ Drinking

TEM- Dust
- ☐ Microvac - ASTM D 5755
- ☐ Wipe - ASTM D6480
- ☐ Carpet Sonication (EPA 600/J-93/167)

Soil/Rock/Vermiculite
- ☐ PLM CARB 435 - A (0.25% sensitivity)
- ☐ PLM CARB 435 - B (0.1% sensitivity)
- ☐ TEM CARB 435 - B (0.1% sensitivity)
- ☐ TEM CARB 435 - C (0.01% sensitivity)
- ☐ EPA Protocol (Semi-Quantitative)
- ☐ EPA Protocol (Quantitative)

Other:
- ☐

☐ **Check For Positive Stop – Clearly Identify Homogenous Group**

Samplers Name: **Samplers Signature:**

Sample #	Sample Description	Volume/Area (Air) HA # (Bulk)	Date/Time Sampled
	See Attached		

Client Sample # (s): - **Total # of Samples:** 49

Relinquished (Client): L Tanaka **Date:** 04.17.18 **Time:**

Received (Lab): DFlores (Pickup) **Date:** 4/17/18 **Time:** 3pm

Comments/Special Instructions:

Page 1 of 18 pages

RECEIVED APR 20 2018

BY:_____

Controlled Document – Asbestos COC R2 – 1/12/2010

717 Myrtle Avenue
Monrovia, CA 91016-3500
Tel.: (626) 930-1200
Fax: (626)930-1212

Converse Consultants 141801746

BULK SAMPLE LOG

Project Name: SBCUSD/Pacific High School

Collected By: RDS

Project No.: 18-16-105-02

Date: April 11, 2018

HOMOGENEOUS MATERIAL: Roof Core

Sample Number	Location	Area Sq. Ft.	Condition
A-01	A Bldg, Roof, South Wing	11,500	Good
A-02	↓ , ↓ , West	↓	↓
A-03	↓ , ↓ , N HVAC Pad	↓	↓

Friability:	Friable	Non-Friable	
Potential for Contact with Material:	High	Moderate	Low
Influence of Vibration:	High	Moderate	Low
Potential for Air Erosion:	High	Moderate	Low
Damage Assessment:	Good	Damaged	Significantly Damaged

COMMENTS: Rock Roof

CHAIN OF CUSTODY

Relinquished By: L Sanda Time: Date: 04-17-18
Received By: Time: Date:
Relinquished By: Time: Date:
Received By: Time: Date:

RECEIVED
APR 20 2018
By: Jessica Stone

fedex 9:51am

Page 1 of 15

717 Myrtle Avenue
Monrovia, CA 91016-3500
Tel.: (626) 930-1200
Fax: (626)930-1212

Converse Consultants 141801746

BULK SAMPLE LOG

Project Name: SBCUSD/Pacific High School

Collected By: RDS

Project No.: 18-16-105-02

Date: April 11, 2018

HOMOGENEOUS MATERIAL: Penetration Mastic

Sample Number	Location	Area Sq. Ft.	Condition
A-04	A Bldg, Roof, Center	75	Good
A-05	↓ , ↓ , East	↓	↓
A-06	↓ , ↓ , North	↓	↓

Friability:	Friable	Non-Friable	
Potential for Contact with Material:	High	Moderate	Low
Influence of Vibration:	High	Moderate	Low
Potential for Air Erosion:	High	Moderate	Low
Damage Assessment:	Good	Damaged	Significantly Damaged

COMMENTS:

CHAIN OF CUSTODY

Relinquished By: L Sanda Time: Date: 04-17-18
Received By: Time: Date:
Relinquished By: Time: Date:
Received By: Time: Date:

Page 2 of 15

Converse Consultants 141801746

717 Myrtle Avenue
Monrovia, CA 91016-3500
Tel.: (626) 930-1200
Fax: (626)930-1212

BULK SAMPLE LOG

Project Name: SBCUSD/Pacific High School

Collected By: RDS

Project No.: 18-16-105-02

Date: April 11, 2018

HOMOGENEOUS MATERIAL: HVAC Tape

Sample Number	Location	Area Sq. Ft.	Condition
A-07	A Bldg, Roof, South Wing	150	Damaged
A-08	↓ , ↓ , North/West	↓	↓
A-09	↓ , ↓ , Northwest Corner	↓	↓

Friability:	Friable	Non-Friable	
Potential for Contact with Material:	High	Moderate	Low
Influence of Vibration:	High	Moderate	Low
Potential for Air Erosion:	High	Moderate	Low
Damage Assessment:	Good	Damaged	Significantly Damaged

COMMENTS:

CHAIN OF CUSTODY

Relinquished By: L Janak Time: Date: 04.17.18
Received By: Time: Date:
Relinquished By: Time: Date:
Received By: Time: Date:

717 Myrtle Avenue
Monrovia, CA 91016-3500
Tel.: (626) 930-1200
Fax: (626)930-1212

Converse Consultants 141801746

BULK SAMPLE LOG

Project Name: SBCUSD/Pacific High School Collected By: RDS

Project No.: 18-16-105-02 Date: April 11, 2018

HOMOGENEOUS MATERIAL: 2 x 4 Fissured Ceiling Tiles

Sample Number	Location	Area Sq. Ft.	Condition
A-10	Bldg A, Attendance Office, Center	2770	Good
A-11	↓ , Lani Gomez Office, Center	↓	↓
A-12	↓ , Mail + Record Room, Center	↓	↓

Friability:	Friable	Non-Friable	
Potential for Contact with Material:	High	Moderate	Low
Influence of Vibration:	High	Moderate	Low
Potential for Air Erosion:	High	Moderate	Low
Damage Assessment:	Good	Damaged	Significantly Damaged

COMMENTS: Rooms A3, A4, A4 Kitchen, VP offices and secretary, Attendance office.
No access to Bookkeeping, A7, Vault, Principal's office, Conference Room, Principal's secretary.
Other locations have 2x4 Ceiling Tiles of Plastic-Coated Fiberglass (non-suspect).

CHAIN OF CUSTODY

Relinquished By:	L Sanada	Time:		Date:	04.17.18
Received By:		Time:		Date:	
Relinquished By:		Time:		Date:	
Received By:		Time:		Date:	

717 Myrtle Avenue
Monrovia, CA 91016-3500
Tel.: (626) 930-1200
Fax: (626)930-1212

Converse Consultants 141801746

BULK SAMPLE LOG

Project Name: SBCUSD/Pacific High School

Collected By: RDS

Project No.: 18-16-105-02

Date: April 11, 2018

HOMOGENEOUS MATERIAL: 12x12" Tan Speckled Vinyl Floor Tile + Mastic

Sample Number	Location	Area Sq. Ft.	Condition
A-13	Bldg A, Vice Principal Office Hall	2,180	Good
A-14	, Door near Attendance Office	↓	↓
A-15	, Door to Room A4	↓	↓

Friability:	Friable	Non-Friable	
Potential for Contact with Material:	High	Moderate	Low
Influence of Vibration:	High	Moderate	Low
Potential for Air Erosion:	High	Moderate	Low
Damage Assessment:	Good	Damaged	Significantly Damaged

COMMENTS: Rooms A3, Lobby, VP Hallway
Vinyl Baseboard and mastic are non-suspect
Yellow Carpet mastic is non-suspect

CHAIN OF CUSTODY

Relinquished By: L Sanafa Time: Date: 04-17-18
Received By: Time: Date:
Relinquished By: Time: Date:
Received By: Time: Date:

Page 5 of 15

717 Myrtle Avenue
Monrovia, CA 91016-3500
Tel.: (626) 930-1200
Fax: (626)930-1212

Converse Consultants 141801746

BULK SAMPLE LOG

Project Name: SBCUSD/Pacific High School Collected By: RDS

Project No.: 18-16-105-02 Date: April 11, 2018

HOMOGENEOUS MATERIAL: 12x12" Beige ~~Vinyl~~ Vinyl Floor Tile + Mastic

Sample Number	Location	Area Sq. Ft.	Condition
A-16	Bldg A, Attendance Office NW	1,315	Good
A-17	, Lobby Hall near Public RR	↓	↓
A-18	, Lobby Hall near Lobby	↓	↓

Friability:	Friable	Non-Friable	
Potential for Contact with Material:	High	Moderate	Low
Influence of Vibration:	High	Moderate	Low
Potential for Air Erosion:	High	Moderate	Low
Damage Assessment:	Good	Damaged	Significantly Damaged

COMMENTS: Attendance office, Lobby Hallway, Lobby Stock Room

CHAIN OF CUSTODY

Relinquished By: [signature] Time: Date: 04.17.18
Received By: Time: Date:
Relinquished By: Time: Date:
Received By: Time: Date:

Page 4 of 15

717 Myrtle Avenue
Monrovia, CA 91016-3500
Tel.: (626) 930-1200
Fax: (626)930-1212

Converse Consultants 141801746

BULK SAMPLE LOG

Project Name: SBCUSD/Pacific High School Collected By: RDS

Project No.: 18-16-105-02 Date: April 11, 2018

HOMOGENEOUS MATERIAL: 12x12" Red-Brown Vinyl Floor Tile + Mastic

Sample Number	Location	Area Sq. Ft.	Condition
A-19	Bldg A, Room A4 Kitchen	100	Good
A-20	↓	↓	↓
A-21	↓	↓	↓

Friability:	Friable	Non-Friable	
Potential for Contact with Material:	High	Moderate	Low
Influence of Vibration:	High	Moderate	Low
Potential for Air Erosion:	High	Moderate	Low
Damage Assessment:	Good	Damaged	Significantly Damaged

COMMENTS:

CHAIN OF CUSTODY

Relinquished By: L Sanafa Time: Date: 04.17.18
Received By: Time: Date:
Relinquished By: Time: Date:
Received By: Time: Date:

Page 7 of 15

717 Myrtle Avenue
Monrovia, CA 91016-3500
Tel.: (626) 930-1200
Fax: (626)930-1212

Converse Consultants 141801746

BULK SAMPLE LOG

Project Name: SBCUSD/Pacific High School Collected By: RDS

Project No.: 18-16-105-02 Date: April 11, 2018

HOMOGENEOUS MATERIAL: 9 x 9 Green Vinyl Floor Tiles + Mastic

Sample Number	Location	Area Sq. Ft.	Condition
A-22	Bldg A, Room A4 at Sink	20	Good
A-23	↓ , Lobby Hall Closet	↓	↓
A-24	↓ , ↓	↓	↓

Friability:	Friable	Non-Friable	
Potential for Contact with Material:	High	Moderate	Low
Influence of Vibration:	High	Moderate	Low
Potential for Air Erosion:	High	Moderate	Low
Damage Assessment:	Good	Damaged	Significantly Damaged

COMMENTS: 140 ~~#~~ of Grey 9X9 VFT + Mastic in A4 identified as ACM in Previous Report.

CHAIN OF CUSTODY

Relinquished By: L Sandoval Time: Date: 04.17.18
Received By: Time: Date:
Relinquished By: Time: Date:
Received By: Time: Date:

Page 8 of 15

717 Myrtle Avenue
Monrovia, CA 91016-3500
Tel.: (626) 930-1200
Fax: (626)930-1212

Converse Consultants 14181746

BULK SAMPLE LOG

Project Name: SBCUSD/Pacific High School

Collected By: RDS/AR

Project No.: 18-16-105-02

Date: April 12, 2018

HOMOGENEOUS MATERIAL: Blown-In Insulation

Sample Number	Location	Area Sq. Ft.	Condition
A-25	Bldg A, Hatch above A3 Restroom	1,125	Good
A-26	↓ , ↓	↓	↓
A-27	↓ , Above Room A4	↓	↓

Friability:	Friable	Non-Friable	
Potential for Contact with Material:	High	Moderate	Low
Influence of Vibration:	High	Moderate	Low
Potential for Air Erosion:	High	Moderate	Low
Damage Assessment:	Good	Damaged	Significantly Damaged

COMMENTS: Sporadic
Hatch above VP Hall Restroom would not open

CHAIN OF CUSTODY

Relinquished By: L Sanda Time: Date: 04-17-18
Received By: Time: Date:
Relinquished By: Time: Date:
Received By: Time: Date:

717 Myrtle Avenue
Monrovia, CA 91016-3500
Tel.: (626) 930-1200
Fax: (626)930-1212

Converse Consultants 141801746

BULK SAMPLE LOG

Project Name: SBCUSD/Pacific High School

Collected By: RDS/AR

Project No.: 18-16-105-02

Date: April 12, 2018

HOMOGENEOUS MATERIAL: Mastic Behind 12 x 12 Pinhole Wall Tiles

Sample Number	Location	Area Sq. Ft.	Condition
A-28	Bldg A, above Office A8	300	Good
A-29	↓	↓	↓
A-30	↓	↓	↓

Friability:	Friable	Non-Friable	
Potential for Contact with Material:	High	Moderate	Low
Influence of Vibration:	High	Moderate	Low
Potential for Air Erosion:	High	Moderate	Low
Damage Assessment:	Good	Damaged	Significantly Damaged

COMMENTS: Tiles themselves are non-suspect (wood cellulose). 12 x 12 tiles on ceilings are nailed on only.

CHAIN OF CUSTODY

Relinquished By: L Sanafo Time: Date: 04.17.18
Received By: Time: Date:
Relinquished By: Time: Date:
Received By: Time: Date:

Page 10 of 15

717 Myrtle Avenue
Monrovia, CA 91016-3500
Tel.: (626) 930-1200
Fax: (626)930-1212

Converse Consultants 141801746

BULK SAMPLE LOG

Project Name: SBCUSD/Pacific High School

Collected By: RDS/AR

Project No.: 18-16-105-02

Date: April 12, 2018

HOMOGENEOUS MATERIAL: Arcade Stucco

Sample Number	Location	Area Sq. Ft.	Condition
A-31	Bldg A, Exterior Arcade, NW	3,800	Good
A-32	↓ , ↓ , West	↓	↓
A-33	↓ , ↓ , East	↓	↓

Friability:	Friable	Non-Friable	
Potential for Contact with Material:	High	Moderate	Low
Influence of Vibration:	High	Moderate	Low
Potential for Air Erosion:	High	Moderate	Low
Damage Assessment:	Good	Damaged	Significantly Damaged

COMMENTS:

CHAIN OF CUSTODY

Relinquished By: L Sanda Time: Date: 04.17.18
Received By: Time: Date:
Relinquished By: Time: Date:
Received By: Time: Date:

717 Myrtle Avenue
Monrovia, CA 91016-3500
Tel.: (626) 930-1200
Fax: (626)930-1212

Converse Consultants 141801746

BULK SAMPLE LOG

Project Name: SBCUSD/Pacific High School

Collected By: RDS / AR

Project No.: 18-16-105-02

Date: April 12, 2018

HOMOGENEOUS MATERIAL: Drywall Ceiling and Joint Compound

Sample Number	Location	Area Sq. Ft.	Condition
A-34	Bldg A; Hallway A6, NW	2,450	Good
A-35	↓ , A3 Women's Restroom, N	↓	↓
A-36	↓ , VP Hallway, E	↓	↓

Friability:	Friable	Non-Friable	
Potential for Contact with Material:	High	Moderate	Low
Influence of Vibration:	High	Moderate	Low
Potential for Air Erosion:	High	Moderate	Low
Damage Assessment:	Good	Damaged	Significantly Damaged

COMMENTS: Above 2x4 ceiling panels, also in: women's restroom (A4), VP Hall Rooms, A6 Hallway, Lobby, VP Hall RR

CHAIN OF CUSTODY

Relinquished By: J Sanafa Time: Date: 04.17.18
Received By: Time: Date:
Relinquished By: Time: Date:
Received By: Time: Date:

Page 12 of 15

Converse Consultants 141801746

717 Myrtle Avenue
Monrovia, CA 91016-3500
Tel.: (626) 930-1200
Fax: (626)930-1212

BULK SAMPLE LOG

Project Name: SBCUSD/Pacific High School Collected By: RDS/AR

Project No.: 18-16-105-02 Date: April 12, 2018

HOMOGENEOUS MATERIAL: Drywall Walls and Joint Compound

Sample Number	Location	Area Sq. Ft.	Condition
A-37	Bldg A, VP Hall, East	5,750	Good
A-38	, Attendance Office, West		
A-39	, Lobby Hall (A1), East		
A-40	, Room A4, N		
A-41	, Lobby, South		

Friability:	Friable	Non-Friable	
Potential for Contact with Material:	High	Moderate	Low
Influence of Vibration:	High	Moderate	Low
Potential for Air Erosion:	High	Moderate	Low
Damage Assessment:	Good	Damaged	Significantly Damaged

COMMENTS: Painted.

CHAIN OF CUSTODY

Relinquished By:	L Sanda	Time:		Date:	04.17.18
Received By:		Time:		Date:	
Relinquished By:		Time:		Date:	
Received By:		Time:		Date:	

Page 13 of 15

Converse Consultants 141801746

717 Myrtle Avenue
Monrovia, CA 91016-3500
Tel.: (626) 930-1200
Fax: (626)930-1212

BULK SAMPLE LOG

Project Name: SBCUSD/Pacific High School

Collected By: RDS/AR

Project No.: 18-16-105-02

Date: April 12, 2018

HOMOGENEOUS MATERIAL: Plaster Ceiling

Sample Number	Location	Area Sq. Ft.	Condition
A-42	Bldg A, Lobby Hall (A1) Storage	150	Good
A-43	↓, Lobby Restroom	↓	↓
A-44	↓, Lobby Hall Staff Restroom	↓	↓

Friability:	Friable	Non-Friable	
Potential for Contact with Material:	High	Moderate	Low
Influence of Vibration:	High	Moderate	Low
Potential for Air Erosion:	High	Moderate	Low
Damage Assessment:	Good	Damaged	Significantly Damaged

COMMENTS: Painted

CHAIN OF CUSTODY

Relinquished By: [signature] Time: Date: 04.17.18
Received By: Time: Date:
Relinquished By: Time: Date:
Received By: Time: Date:

Converse Consultants 141801746

717 Myrtle Avenue
Monrovia, CA 91016-3500
Tel.: (626) 930-1200
Fax: (626)930-1212

BULK SAMPLE LOG

Project Name: SBCUSD/Pacific High School

Collected By: RDS/AR

Project No.: 18-16-105-02

Date: April 12, 2018

HOMOGENEOUS MATERIAL: Plaster walls

Sample Number	Location	Area Sq. Ft.	Condition
A-45	Bldg A, Mail Room (A3), west	2,450	Good
A-46	, A3 Women's Restroom N		
A-47	, Lobby Restroom, N		
A-48	, Kitchen (A4), SW		
A-49	, Lobby Hall Staff Restroom		

Friability:	Friable	Non-Friable	
Potential for Contact with Material:	High	Moderate	Low
Influence of Vibration:	High	Moderate	Low
Potential for Air Erosion:	High	Moderate	Low
Damage Assessment:	Good	Damaged	Significantly Damaged

COMMENTS: Mail Room

CHAIN OF CUSTODY

Relinquished By: L Zanda Time: Date: 04.17.18
Received By: Time: Date:
Relinquished By: Time: Date:
Received By: Time: Date:

Page 15 of 15

LA Testing

520 Mission Street South Pasadena, CA 91030

Tel/Fax: (323) 254-9960 / (323) 254-9982

http://www.LATesting.com / pasadenalab@latesting.com

LA Testing Order: 321808749
Customer ID: 32CONV56
Customer PO:
Project ID:

Attention: Laura Tanaka
Converse Consultants
717 S Myrtle Avenue
Monrovia, CA 91016

Project: 18-16-105-02

Phone: (626) 930-1200
Fax: (626) 930-1212
Received Date: 04/11/2018 12:50 PM
Analysis Date: 04/18/2018
Collected Date: 04/06/2018

Test Report: Asbestos Analysis of Bulk Materials via EPA 600/R-93/116 Method using Polarized Light Microscopy

			Non-Asbestos		Asbestos
Sample	**Description**	**Appearance**	**% Fibrous**	**% Non-Fibrous**	**% Type**
B-01 *321808749-0001*	B Bldg, East (Elax) Roof, N	Black Fibrous Heterogeneous	10% Glass	90% Non-fibrous (Other)	None Detected
B-02-Roofing *321808749-0002*	B Bldg, Pitched Roof, Center	Black Fibrous Homogeneous	12% Glass	88% Non-fibrous (Other)	None Detected
B-02-Felt Paper *321808749-0002A*	B Bldg, Pitched Roof, Center	Brown Fibrous Homogeneous	95% Cellulose	5% Non-fibrous (Other)	None Detected
B-03-Shingle *321808749-0003*	B Bldg, Pitched Roof, West Pad	Gray/Black Fibrous Homogeneous	20% Synthetic	80% Non-fibrous (Other)	None Detected
B-03-Felt Paper *321808749-0003A*	B Bldg, Pitched Roof, West Pad	Black Fibrous Homogeneous	20% Glass	80% Non-fibrous (Other)	None Detected

Analyst(s)

Arturo Casas (2)
Julie Vong (3)

Jerry Drapala Ph.D, Laboratory Manager
or Other Approved Signatory

EMSL maintains liability limited to cost of analysis. This report relates only to the samples reported and may not be reproduced, except in full, without written approval by EMSL. EMSL bears no responsibility for sample collection activities or analytical method limitations. Interpretation and use of test results are the responsibility of the client. This report must not be used by the client to claim product certification, approval, or endorsement by NVLAP, NIST or any agency of the federal government. Non-friable organically bound materials present a problem matrix and therefore EMSL recommends gravimetric reduction prior to analysis. Samples received in good condition unless otherwise noted. Estimated accuracy, precision and uncertainty data available upon request. Unless requested by the client, building materials manufactured with multiple layers (i.e. linoleum, wallboard, etc.) are reported as a single sample. Reporting limit is 1%

Samples analyzed by LA Testing South Pasadena, CA NVLAP Lab Code 200232-0, CA ELAP 2283

Initial report from: 04/18/2018 13:30:32

Asbestos Chain of Custody

LA Testing Order Number *(Lab Use Only)*:
#321808749

LA TESTING
520 MISSION STREET
S. PASADENA, CA 91030
PHONE: (323) 254-9960
FAX: (323) 254-9982

Company : Converse Consultants	**LA Testing-Bill to:** ☒ Same ☐ Different If Bill to is Different note instructions in Comments** *Third Party Billing requires written authorization from third party*
Street: 717 S Myrtle Avenue	
City: Monrovia / **State/Province: CA**	**Zip/Postal Code: 91061** / **Country: USA**
Report To (Name): Laura Tanaka	**Fax #:**
Telephone #: 626-804-3422	**Email Address: ltanaka@converseconsultants.com**
Project Name/Number: 18-16-105-02	
Please Provide Results: ☐ Fax ☒ Email	**Purchase Order: 18-16-105-02** / **U.S. State Samples Taken: CA**

Turnaround Time (TAT) Options* – Please Check

☐ 3 Hour ☐ 6 Hour ☐ 24 Hour ☐ 48 Hour ☐ 72 Hour ☐ 96 Hour ☒ 1 Week ☐ 2 Week

**For TEM Air 3 hours through 6 hours, please call ahead to schedule.*There is a premium charge for 3 Hour TEM AHERA or EPA Level II TAT. You will be asked to sign an authorization form for this service. Analysis completed in accordance with LA Testing's Terms and Conditions located in the Analytical Price Guide.*

PCM - Air
- ☐ NIOSH 7400
- ☐ w/ OSHA 8hr. TWA

PLM - Bulk (reporting limit)
- ☒ PLM EPA 600/R-93/116 (<1%)
- ☐ PLM EPA NOB (<1%)

Point Count
- ☐ 400 (<0.25%) ☐ 1000 (<0.1%)

Point Count w/Gravimetric
- ☐ 400 (<0.25%) ☐ 1000 (<0.1%)
- ☐ NYS 198.1 (friable in NY)
- ☐ NYS 198.6 NOB (non-friable-NY)
- ☐ NIOSH 9002 (<1%)

TEM – Air ☐ **4-4.5hr TAT** (AHERA only)
- ☐ AHERA 40 CFR, Part 763
- ☐ NIOSH 7402
- ☐ EPA Level II
- ☐ ISO 10312

TEM - Bulk
- ☐ TEM EPA NOB
- ☐ NYS NOB 198.4 (non-friable-NY)
- ☐ Chatfield SOP
- ☐ TEM Mass Analysis-EPA 600 sec. 2.5

TEM – Water: EPA 100.2
- Fibers >10µm ☐ Waste ☐ Drinking
- All Fiber Sizes ☐ Waste ☐ Drinking

TEM- Dust
- ☐ Microvac - ASTM D 5755
- ☐ Wipe - ASTM D6480
- ☐ Carpet Sonication (EPA 600/J-93/167)

Soil/Rock/Vermiculite
- ☐ PLM CARB 435 - A (0.25% sensitivity)
- ☐ PLM CARB 435 - B (0.1% sensitivity)
- ☐ TEM CARB 435 - B (0.1% sensitivity)
- ☐ TEM CARB 435 - C (0.01% sensitivity)
- ☐ EPA Protocol (Semi-Quantitative)
- ☐ EPA Protocol (Quantitative)

Other:
- ☐

☐ **Check For Positive Stop – Clearly Identify Homogenous Group**

Samplers Name: | **Samplers Signature:**

Sample #	Sample Description	Volume/Area (Air) HA # (Bulk)	Date/Time Sampled
	SEE ATTACHED		

Client Sample # (s): B-01 -03 - **Total # of Samples:** 3

Relinquished (Client): L Tanaka **Date:** 04-11-18 **Time:**

Received (Lab): T. [illegible] (PU) **Date:** 4-11-18 **Time:** 12:50pm

Comments/Special Instructions:

Page 1 of 2 pages

Converse Consultants #321808749

717 Myrtle Avenue
Monrovia, CA 91016-3500
Tel.: (626) 930-1200
Fax: (626)930-1212

BULK SAMPLE LOG

Project Name: SBCUSD/Pacific High School

Collected By: RDS

Project No.: 18-16-105-02

Date: April 06, 2018

HOMOGENEOUS MATERIAL: Roof Core

Sample Number	Location	Area Sq. Ft.	Condition
B-01	B Bldg, East (Flat) Roof, N	20,400	Good
B-02	↓ , Pitched Roof, Center	↓	↓
B-03	↓ , ↓ , West Pad	↓	↓

Friability:	Friable	Non-Friable	
Potential for Contact with Material:	High	Moderate	Low
Influence of Vibration:	High	Moderate	Low
Potential for Air Erosion:	High	Moderate	Low
Damage Assessment:	Good	Damaged	Significantly Damaged

COMMENTS: Rock Roof
75 ø of Penetration mastic identified as ACM in previous report.

CHAIN OF CUSTODY

Relinquished By: Paul Stamfield Time: 1930 Date: 04/06/18
Received By: Time: Date:
Relinquished By: Time: Date:
Received By: Time: Date:

Page 24 of 24
141

EMSL Analytical, Inc.

490 Rowley Road Depew, NY 14043
Tel/Fax: (716) 651-0030 / (716) 651-0394
http://www.EMSL.com / buffalolab@emsl.com

EMSL Order: 141801777
Customer ID: 32CONV56
Customer PO: 18-16-105-02
Project ID:

Attention: Laura Tanaka
Converse Consultants
717 S Myrtle Avenue
Monrovia, CA 91016

Phone: (626) 930-1200
Fax: (626) 930-1212
Received Date: 04/17/2018 3:00 PM
Analysis Date: 04/24/2018
Collected Date: 04/12/2018

Project: 18-16-105-02 / SBCUSD/Pacific High School

Test Report: Asbestos Analysis of Bulk Materials via EPA 600/R-93/116 Method using Polarized Light Microscopy

			Non-Asbestos		Asbestos
Sample	**Description**	**Appearance**	**% Fibrous**	**% Non-Fibrous**	**% Type**
Bldg B-04 *141801777-0001*	Rm B1- N. East - Exterior Stucco Tan/Gray	Gray Non-Fibrous Homogeneous		100% Non-fibrous (Other)	None Detected
Bldg B-05 *141801777-0002*	Rm B5- S. East - Exterior Stucco Tan/Gray	Gray Non-Fibrous Homogeneous		100% Non-fibrous (Other)	None Detected
Bldg B-06 *141801777-0003*	Rm B10- North - Exterior Stucco Tan/Gray	Gray Non-Fibrous Homogeneous		100% Non-fibrous (Other)	None Detected
B-07 *141801777-0004*	Rm B1 over Ceil- East - TSI	White Fibrous Homogeneous		60% Non-fibrous (Other)	10% Amosite 30% Chrysotile
B-08-Drywall *141801777-0005*	Ceiling- Boy's RR NE - Drywall/Jt Comp	Gray Fibrous Homogeneous	4% Cellulose	96% Non-fibrous (Other)	None Detected
B-08-Joint Compound *141801777-0005A*	Ceiling- Boy's RR NE - Drywall/Jt Comp	White Non-Fibrous Homogeneous		100% Non-fibrous (Other)	None Detected
B-09-Drywall *141801777-0006*	Ceiling Boy's RR N - Drywall/Jt Comp	Gray Fibrous Homogeneous	3% Cellulose	97% Non-fibrous (Other)	None Detected
B-09-Joint Compound *141801777-0006A*	Ceiling Boy's RR N - Drywall/Jt Comp	White Non-Fibrous Homogeneous		100% Non-fibrous (Other)	None Detected
B-10-Drywall *141801777-0007*	Ceiling- Girl's RR NE - Drywall/Jt Comp	Gray Fibrous Homogeneous	3% Cellulose	97% Non-fibrous (Other)	None Detected
B-10-Joint Compound *141801777-0007A*	Ceiling- Girl's RR NE - Drywall/Jt Comp	White Non-Fibrous Homogeneous		100% Non-fibrous (Other)	None Detected
B-11 *141801777-0008* *Unseparable layers*	Ceiling Staff Men's E - Plaster	Gray/White Non-Fibrous Heterogeneous		100% Non-fibrous (Other)	None Detected
B-12-Skim Coat *141801777-0009*	Janitor Ceiling - Plaster	White Non-Fibrous Homogeneous		100% Non-fibrous (Other)	None Detected
B-12-Base Coat *141801777-0009A*	Janitor Ceiling - Plaster	Gray Non-Fibrous Homogeneous		100% Non-fibrous (Other)	None Detected
B-13 *141801777-0010*	SW Ceiling Staff/Women RR - Plaster	White Non-Fibrous Homogeneous		100% Non-fibrous (Other)	None Detected
B-14 *141801777-0011* *Unseparable layers*	NE B7 - Plaster	Gray/White Non-Fibrous Heterogeneous		100% Non-fibrous (Other)	None Detected

Initial report from: 04/24/2018 13:45:10

EMSL Analytical, Inc.
490 Rowley Road Depew, NY 14043
Tel/Fax: (716) 651-0030 / (716) 651-0394
http://www.EMSL.com / buffalolab@emsl.com

EMSL Order: 141801777
Customer ID: 32CONV56
Customer PO: 18-16-105-02
Project ID:

Test Report: Asbestos Analysis of Bulk Materials via EPA 600/R-93/116 Method using Polarized Light Microscopy

			Non-Asbestos		Asbestos
Sample	**Description**	**Appearance**	**% Fibrous**	**% Non-Fibrous**	**% Type**
B-15-Skim Coat *141801777-0012*	S Wall, E Side of B9 - Plaster	White Non-Fibrous Homogeneous		100% Non-fibrous (Other)	None Detected
B-15-Base Coat *141801777-0012A*	S Wall, E Side of B9 - Plaster	Gray Non-Fibrous Homogeneous		100% Non-fibrous (Other)	None Detected
B-16 *141801777-0013*	NW Wall of B3 - Plaster	Gray Non-Fibrous Homogeneous		100% Non-fibrous (Other)	None Detected
B-17 *141801777-0014*	SE Wall of B4 - Plaster	Gray Non-Fibrous Homogeneous		100% Non-fibrous (Other)	None Detected
B-18 *141801777-0015*	Janitor Center - Blow-in Insulation	Gray Fibrous Homogeneous	80% Glass	20% Non-fibrous (Other)	None Detected
B-19 *141801777-0016*	B2 SE - Blow-in Insulation	Gray Fibrous Homogeneous	80% Glass	20% Non-fibrous (Other)	None Detected
B-20 *141801777-0017*	B4 NW - Blow-in Insulation	Gray Fibrous Homogeneous	80% Glass	20% Non-fibrous (Other)	None Detected
B-21-Floor Tile *141801777-0018*	B2 NW - 12x12 VFT, Gray, & Mastic (Blk) & Yell	Gray Non-Fibrous Homogeneous		100% Non-fibrous (Other)	None Detected
B-21-Mastic *141801777-0018A*	B2 NW - 12x12 VFT, Gray, & Mastic (Blk) & Yell	Black/Yellow Fibrous Heterogeneous	3% Cellulose	97% Non-fibrous (Other)	None Detected
B-22-Floor Tile *141801777-0019*	B5 W - 12x12 VFT, Gray, & Mastic (Blk) & Yell	Gray Non-Fibrous Homogeneous		100% Non-fibrous (Other)	None Detected
B-22-Mastic *141801777-0019A*	B5 W - 12x12 VFT, Gray, & Mastic (Blk) & Yell	Yellow Non-Fibrous Homogeneous		100% Non-fibrous (Other)	None Detected
B-23-Floor Tile *141801777-0020*	B2 SE - 12x12 VFT, Gray, & Mastic (Blk) & Yell	Gray Non-Fibrous Homogeneous		100% Non-fibrous (Other)	None Detected
B-23-Mastic *141801777-0020A*	B2 SE - 12x12 VFT, Gray, & Mastic (Blk) & Yell	Black/Yellow Non-Fibrous Heterogeneous		100% Non-fibrous (Other)	None Detected
B-24-Floor Tile *141801777-0021*	B3 SW - 12x12 VFT, Tan, Blk/Yell Mastic	White Non-Fibrous Homogeneous		100% Non-fibrous (Other)	None Detected
B-24-Mastic *141801777-0021A*	B3 SW - 12x12 VFT, Tan, Blk/Yell Mastic	Black Non-Fibrous Heterogeneous		100% Non-fibrous (Other)	None Detected
B-25-Floor Tile *141801777-0022*	B6 NW - 12x12 VFT, Tan, Blk/Yell Mastic	White Non-Fibrous Homogeneous		100% Non-fibrous (Other)	None Detected
B-25-Mastic *141801777-0022A*	B6 NW - 12x12 VFT, Tan, Blk/Yell Mastic	Black Non-Fibrous Heterogeneous		100% Non-fibrous (Other)	None Detected
B-26 *141801777-0023* *No mastic in sample bag*	N8 NW - 12x12 VFT, Tan, Blk/Yell Mastic	White Non-Fibrous Homogeneous		100% Non-fibrous (Other)	None Detected

Initial report from: 04/24/2018 13:45:10

EMSL Analytical, Inc.
490 Rowley Road Depew, NY 14043
Tel/Fax: (716) 651-0030 / (716) 651-0394
http://www.EMSL.com / buffalolab@emsl.com

EMSL Order:	141801777
Customer ID:	32CONV56
Customer PO:	18-16-105-02
Project ID:	

Test Report: Asbestos Analysis of Bulk Materials via EPA 600/R-93/116 Method using Polarized Light Microscopy

			Non-Asbestos		Asbestos
Sample	**Description**	**Appearance**	**% Fibrous**	**% Non-Fibrous**	**% Type**
B-27 *141801777-0024* *Paper and gypsum layers included in analysis.*	B9 W - Drywall (unfinished)	Brown/White Fibrous Homogeneous	15% Cellulose	85% Non-fibrous (Other)	None Detected
B-28 *141801777-0025* *Paper and gypsum layers included in analysis.*	B9 NW - Drywall (unfinished)	Brown/White Fibrous Homogeneous	15% Cellulose	85% Non-fibrous (Other)	None Detected
B-29 *141801777-0026* *Paper and gypsum layers included in analysis.*	B2 SE - Drywall (unfinished)	Brown/White Fibrous Homogeneous	20% Cellulose	80% Non-fibrous (Other)	None Detected
B-30 *141801777-0027*	B2 SE - Barrier Paper	Black Fibrous Homogeneous	90% Cellulose	10% Non-fibrous (Other)	None Detected
B-31 *141801777-0028*	B4 NW - Barrier Paper	Black Fibrous Homogeneous	90% Cellulose	10% Non-fibrous (Other)	None Detected
B-32 *141801777-0029*	B9 W - Barrier Paper	Black Fibrous Homogeneous	90% Cellulose	10% Non-fibrous (Other)	None Detected

Analyst(s)
Shauna Strnad (39)

Rhonda McGee, Laboratory Manager
or Other Approved Signatory

EMSL maintains liability limited to cost of analysis. This report relates only to the samples reported and may not be reproduced, except in full, without written approval by EMSL. EMSL bears no responsibility for sample collection activities or analytical method limitations. Interpretation and use of test results are the responsibility of the client. This report must not be used by the client to claim product certification, approval, or endorsement by NVLAP, NIST or any agency of the federal government. Non-friable organically bound materials present a problem matrix and therefore EMSL recommends gravimetric reduction prior to analysis. Samples received in good condition unless otherwise noted. Estimated accuracy, precision and uncertainty data available upon request. Unless requested by the client, building materials manufactured with multiple layers (i.e. linoleum, wallboard, etc.) are reported as a single sample. Reporting limit is 1%

Samples analyzed by EMSL Analytical, Inc. Depew, NY NVLAP Lab Code 200056-0

Initial report from: 04/24/2018 13:45:10

OrderID: 141801777

Asbestos Chain of Custody

LA Testing Order Number *(Lab Use Only)*: 141801777

4

LA TESTING
520 MISSION STREET
S. PASADENA, CA 91030
PHONE: (323) 254-9960
FAX: (323) 254-9982

Company : Converse Consultants	**LA Testing-Bill to:** ☒ Same ☐ Different If Bill to is Different note instructions in Comments** *Third Party Billing requires written authorization from third party*
Street: 3176 Pullman St, Suite 108	
City: Costa Mesa **State/Province: CA**	**Zip/Postal Code: 92626** **Country: USA**
Report To (Name): Laura Tanaka	**Fax #:**
Telephone #: 626-807-3422	**Email Address: ltanaka@converseconsultants.com**
Project Name/Number: 18-16-105-02	
Please Provide Results: ☐ Fax ☒ Email	**Purchase Order: 18-16-105-02** **U.S. State Samples Taken: CA**

Turnaround Time (TAT) Options* – Please Check

☐ 3 Hour ☐ 6 Hour ☐ 24 Hour ☐ 48 Hour ☐ 72 Hour ☐ 96 Hour ☒ 1 Week ☐ 2 Week

**For TEM Air 3 hours through 6 hours, please call ahead to schedule.*There is a premium charge for 3 Hour TEM AHERA or EPA Level II TAT. You will be asked to sign an authorization form for this service. Analysis completed in accordance with LA Testing's Terms and Conditions located in the Analytical Price Guide.*

PCM - Air
☐ NIOSH 7400
☐ w/ OSHA 8hr. TWA

PLM - Bulk (reporting limit)
☒ PLM EPA 600/R-93/116 (<1%)
☐ PLM EPA NOB (<1%)
Point Count
☐ 400 (<0.25%) ☐ 1000 (<0.1%)
Point Count w/Gravimetric
☐ 400 (<0.25%) ☐ 1000 (<0.1%)
☐ NYS 198.1 (friable in NY)
☐ NYS 198.6 NOB (non-friable-NY)
☐ NIOSH 9002 (<1%)

TEM – Air ☐ **4-4.5hr TAT** (AHERA only)
☐ AHERA 40 CFR, Part 763
☐ NIOSH 7402
☐ EPA Level II
☐ ISO 10312

TEM - Bulk
☐ TEM EPA NOB
☐ NYS NOB 198.4 (non-friable-NY)
☐ Chatfield SOP
☐ TEM Mass Analysis-EPA 600 sec. 2.5

TEM – Water: EPA 100.2
Fibers >10µm ☐ Waste ☐ Drinking
All Fiber Sizes ☐ Waste ☐ Drinking

TEM- Dust
☐ Microvac - ASTM D 5755
☐ Wipe - ASTM D6480
☐ Carpet Sonication (EPA 600/J-93/167)

Soil/Rock/Vermiculite
☐ PLM CARB 435 - A (0.25% sensitivity)
☐ PLM CARB 435 - B (0.1% sensitivity)
☐ TEM CARB 435 - B (0.1% sensitivity)
☐ TEM CARB 435 - C (0.01% sensitivity)
☐ EPA Protocol (Semi-Quantitative)
☐ EPA Protocol (Quantitative)

Other:
☐

☐ **Check For Positive Stop – Clearly Identify Homogenous Group**

Samplers Name: **Samplers Signature:**

Sample #	Sample Description	Volume/Area (Air) HA # (Bulk)	Date/Time Sampled
	See Attached		

Client Sample # (s): L Sanda **Total # of Samples:** 24

Relinquished (Client): **Date:** 04-17-18 **Time:**

Received (Lab): DFlores Pickup **Date:** 4/17/18 **Time:** 3pm

Comments/Special Instructions:

Page 1 of _____ pages

RECEIVED
APR 20 2018
BY: Jessica Stone

fedex
9:50am

Controlled Document – Asbestos COC R2 – 1/12/2010

717 Myrtle Avenue
Monrovia, CA 91016-3500
Tel.: (626) 930-1200
Fax: (626)930-1212

Converse Consultants

141801777

BULK SAMPLE LOG

Project Name: SBCUSD/Pacific High School

Collected By: AR

Project No.: 18-16-105-02

Date: April 12, 2018

HOMOGENEOUS MATERIAL: Exterior Stucco Tan/Gray

Sample Number	Location	Area Sq. Ft.	Condition
Bldg B-04	Rm B1 - N. East	9,200 ft	Good
Bldg B-05	Rm B5 - S. East	↓	↓
Bldg. B-06	Rm B10 - North		

Friability:	Friable	Non-Friable	
Potential for Contact with Material:	High	Moderate	Low
Influence of Vibration:	High	Moderate	Low
Potential for Air Erosion:	High	Moderate	Low
Damage Assessment:	Good	Damaged	Significantly Damaged

COMMENTS: Bldg. B - Exterior

CHAIN OF CUSTODY

Relinquished By:		Time:	Date: 4-12-18
Received By:		Time:	Date: 04-12-18
Relinquished By:		Time:	Date: 04-17-18
Received By:		Time:	Date:

Page 1 of 1

717 Myrtle Avenue
Monrovia, CA 91016-3500
Tel.: (626) 930-1200
Fax: (626)930-1212

Converse Consultants 141801777

BULK SAMPLE LOG

Project Name: SBCUSD/Pacific High School

Collected By: RDS

Project No.: 18-16-105-02

Date: April 13, 2018

HOMOGENEOUS MATERIAL: TSI

Sample Number	Location	Area Sq. Ft.	Condition
B07	RM B1 over Gul - east		GOOD

Friability:	Friable	Non-Friable	
Potential for Contact with Material:	High	Moderate	Low
Influence of Vibration:	High	Moderate	Low
Potential for Air Erosion:	High	Moderate	Low
Damage Assessment:	Good	Damaged	Significantly Damaged

COMMENTS: B BLDG

1 of 3 elbows

(+) Sampled only elbow we could - others visible but NOT accessible

B5 - 2 elbows

CUSTODIAN RM - 5 elbows

counselor office - 6 elbows

CHAIN OF CUSTODY

Relinquished By: L Sanchez Time: Date: 04-17-18

Received By: Time: Date:

Relinquished By: Time: Date:

Received By: Time: Date:

Page 1 of 8

717 Myrtle Avenue
Monrovia, CA 91016-3500
Tel.: (626) 930-1200
Fax: (626)930-1212

Converse Consultants

141801777

BULK SAMPLE LOG

Project Name: SBCUSD/Pacific High School

Collected By: AR

Project No.: 18-16-105-02

Date: April 13, 2018

HOMOGENEOUS MATERIAL: Drywall/ST comp

Sample Number	Location	Area Sq. Ft.	Condition
B-08	Ceiling - Boys RR SE		
1-09	Ceiling - Boys RR N		
1-10	Ceiling - Girls RR NE		

Friability:	Friable	Non-Friable	
Potential for Contact with Material:	High	Moderate	Low
Influence of Vibration:	High	Moderate	Low
Potential for Air Erosion:	High	Moderate	Low
Damage Assessment:	Good	Damaged	Significantly Damaged

COMMENTS:

CHAIN OF CUSTODY

Relinquished By: L Sanafa Time: Date: 04.17.18
Received By: Time: Date:
Relinquished By: Time: Date:
Received By: Time: Date:

Page 2 of 8

717 Myrtle Avenue
Monrovia, CA 91016-3500
Tel.: (626) 930-1200
Fax: (626)930-1212

Converse Consultants 141801777

BULK SAMPLE LOG

Project Name: SBCUSD/Pacific High School

Collected By: AR

Project No.: 18-16-105-02

Date: April 13, 2018

HOMOGENEOUS MATERIAL: Plaster

Sample Number	Location	Area Sq. Ft.	Condition
B-11	Ceiling staff Mens &		
12	janitor ceiling		
-13	SW ceiling staff/women RR		
-14	NE B7		
-15	~~E wall~~ S wall E side of B9		
-16	NW wall of B3		
-17	SE wall of B4		

Friability:	Friable	Non-Friable	
Potential for Contact with Material:	High	Moderate	Low
Influence of Vibration:	High	Moderate	Low
Potential for Air Erosion:	High	Moderate	Low
Damage Assessment:	Good	Damaged	Significantly Damaged

COMMENTS:

CHAIN OF CUSTODY

Relinquished By: L Sanchez Time: Date: 04-17-18
Received By: Time: Date:
Relinquished By: Time: Date:
Received By: Time: Date:

Page 3 of 8

717 Myrtle Avenue
Monrovia, CA 91016-3500
Tel.: (626) 930-1200
Fax: (626)930-1212

Converse Consultants 141801777

BULK SAMPLE LOG

Project Name: SBCUSD/Pacific High School

Collected By: AR

Project No.: 18-16-105-02

Date: April 13, 2018

HOMOGENEOUS MATERIAL: Blow-in Insulation

Sample Number	Location	Area Sq. Ft.	Condition
B18	Sanctor center		
19	B2 -SE		
20	B4 NW		

Friability:	Friable	Non-Friable	
Potential for Contact with Material:	High	Moderate	Low
Influence of Vibration:	High	Moderate	Low
Potential for Air Erosion:	High	Moderate	Low
Damage Assessment:	Good	Damaged	Significantly Damaged

COMMENTS:

CHAIN OF CUSTODY

Relinquished By: L Sanabe Time: Date: 04-17-18
Received By: Time: Date:
Relinquished By: Time: Date:
Received By: Time: Date:

Page 4 of 8

717 Myrtle Avenue
Monrovia, CA 91016-3500
Tel.: (626) 930-1200
Fax: (626)930-1212

Converse Consultants

141801777

BULK SAMPLE LOG

Project Name: SBCUSD/Pacific High School

Collected By: RDS

Project No.: 18-16-105-02

Date: April 13, 2018

HOMOGENEOUS MATERIAL: 12x12 VFT, grey, & Mastic (Blk & Yell

Sample Number	Location	Area Sq. Ft.	Condition
B-21	B2 NW	1380	GOOD
-22	B5 W		
-23	B2 SE		

Friability:	Friable	Non-Friable	
Potential for Contact with Material:	High	Moderate	Low
Influence of Vibration:	High	Moderate	Low
Potential for Air Erosion:	High	Moderate	Low
Damage Assessment:	Good	Damaged	Significantly Damaged

COMMENTS: only in rooms B2 & 5

CHAIN OF CUSTODY

Relinquished By: L Sanda Time: Date: 04-17-18
Received By: Time: Date:
Relinquished By: Time: Date:
Received By: Time: Date:

Page 5 of 8

Converse Consultants 141801777

717 Myrtle Avenue
Monrovia, CA 91016-3500
Tel.: (626) 930-1200
Fax: (626)930-1212

BULK SAMPLE LOG

Project Name: SBCUSD/Pacific High School

Collected By: RDS

Project No.: 18-16-105-02

Date: April 13, 2018

HOMOGENEOUS MATERIAL: 12X12 VFT, TAN, BLK/Yell mastic

Sample Number	Location	Area Sq. Ft.	Condition
B-24	B3 SW	6000	GOOD
↓ -25	B6 NW		
↓ -26	B8 NW		

Friability:	Friable	Non-Friable	
Potential for Contact with Material:	High	Moderate	Low
Influence of Vibration:	High	Moderate	Low
Potential for Air Erosion:	High	Moderate	Low
Damage Assessment:	Good	Damaged	Significantly Damaged

COMMENTS:

in all rooms except B2 & B5 & B1

CHAIN OF CUSTODY

Relinquished By: L Sanafe Time: Date: 04.17.18
Received By: Time: Date:
Relinquished By: Time: Date:
Received By: Time: Date:

Page 6 of 8

717 Myrtle Avenue
Monrovia, CA 91016-3500
Tel.: (626) 930-1200
Fax: (626)930-1212

Converse Consultants 1418777

BULK SAMPLE LOG

Project Name: SBCUSD/Pacific High School

Collected By: AR

Project No.: 18-16-105-02

Date: April 13, 2018

HOMOGENEOUS MATERIAL: Drywall (unfinished)

Sample Number	Location	Area Sq. Ft.	Condition
B-27	B9 W	<100	Good
-28	B9 NW		
-29	B2 SE		

Friability:	Friable	Non-Friable	
Potential for Contact with Material:	High	Moderate	Low
Influence of Vibration:	High	Moderate	Low
Potential for Air Erosion:	High	Moderate	Low
Damage Assessment:	Good	Damaged	Significantly Damaged

COMMENTS:

B2 & B9 only NO ft comp
Dry trap door areas
3' at highest pt & tapers down to 0

CHAIN OF CUSTODY

Relinquished By: L Sanafa Time: Date: 04.17.18
Received By: Time: Date:
Relinquished By: Time: Date:
Received By: Time: Date:

Page 7 of 8

717 Myrtle Avenue
Monrovia, CA 91016-3500
Tel.: (626) 930-1200
Fax: (626)930-1212

Converse Consultants 141801777

BULK SAMPLE LOG

Project Name: SBCUSD/Pacific High School

Collected By: AR

Project No.: 18-16-105-02

Date: April 13, 2018

HOMOGENEOUS MATERIAL: Barrier Paper

Sample Number	Location	Area Sq. Ft.	Condition
B-30	B2 SE	? only	GOOD
B-31	B4 NW	1" usable	
B-32	B9 W	-cant see bottom	

Friability:	Friable	Non-Friable	
Potential for Contact with Material:	High	Moderate	Low
Influence of Vibration:	High	Moderate	Low
Potential for Air Erosion:	High	Moderate	Low
Damage Assessment:	Good	Damaged	Significantly Damaged

COMMENTS:

only B2 - B4 - B9
above ceilings

✓ Hatches in staff rooms only cover that room

Roofing debris over all classrooms

CHAIN OF CUSTODY

Relinquished By: L Sanalo Time: Date: 04.17.18
Received By: Time: Date:
Relinquished By: Time: Date:
Received By: Time: Date:

Page 8 of 8

EMSL Analytical, Inc.

490 Rowley Road Depew, NY 14043

Tel/Fax: (716) 651-0030 / (716) 651-0394

http://www.EMSL.com / buffalolab@emsl.com

EMSL Order: 141801734
Customer ID: 32CONV56
Customer PO: 18-16-105-02
Project ID:

Attention: Laura Tanaka
Converse Consultants
717 S Myrtle Avenue
Monrovia, CA 91016

Phone: (626) 930-1200
Fax: (626) 930-1212
Received Date: 04/17/2018 3:00 PM
Analysis Date: 04/24/2018
Collected Date: 04/12/2018

Project: 18-16-105-02 / SBCUSD/Pacific High School

Test Report: Asbestos Analysis of Bulk Materials via EPA 600/R-93/116 Method using Polarized Light Microscopy

			Non-Asbestos		Asbestos
Sample	**Description**	**Appearance**	**% Fibrous**	**% Non-Fibrous**	**% Type**
Bldg C- 04 *141801734-0001*	Rm C1- South - Exterior Stucco- Tan/Gray	Gray Non-Fibrous Homogeneous		100% Non-fibrous (Other)	None Detected
Bldg C- 05 *141801734-0002*	Rm C4- N. East - Exterior Stucco- Tan/Gray	Gray Non-Fibrous Homogeneous		100% Non-fibrous (Other)	None Detected
Bldg C- 06 *141801734-0003*	Library- N. East - Exterior Stucco- Tan/Gray	Gray Non-Fibrous Homogeneous		100% Non-fibrous (Other)	None Detected
C-07 *141801734-0004* *Unseparable layers*	Bldg C, Room C-1, East (Above Ceiling) - Plaster Wall, Skim Coat, Joint Compound	Gray/White/Yellow Non-Fibrous Heterogeneous		100% Non-fibrous (Other)	None Detected
C-08 *141801734-0005* *Unseparable layers*	Bldg C, Rooms C-1/C-2 South Prep Room - Plaster Wall, Skim Coat, Joint Compound	Gray/White/Yellow Non-Fibrous Heterogeneous		100% Non-fibrous (Other)	None Detected
C-09-Skim Coat *141801734-0006*	Bldg C, Room C-2, West (Above Ceiling) - Plaster Wall, Skim Coat, Joint Compound	White Non-Fibrous Homogeneous		100% Non-fibrous (Other)	None Detected
C-09-Base Coat *141801734-0006A*	Bldg C, Room C-2, West (Above Ceiling) - Plaster Wall, Skim Coat, Joint Compound	Gray Non-Fibrous Homogeneous		100% Non-fibrous (Other)	None Detected
C-09-Joint Compound *141801734-0006B*	Bldg C, Room C-2, West (Above Ceiling) - Plaster Wall, Skim Coat, Joint Compound	Yellow Non-Fibrous Homogeneous		100% Non-fibrous (Other)	None Detected
C-10-Skim Coat *141801734-0007*	Bldg C, Room C-4, NW - Plaster Wall, Skim Coat, Joint Compound	White Non-Fibrous Homogeneous		100% Non-fibrous (Other)	None Detected
C-10-Base Coat *141801734-0007A*	Bldg C, Room C-4, NW - Plaster Wall, Skim Coat, Joint Compound	Gray Non-Fibrous Homogeneous		100% Non-fibrous (Other)	None Detected
C-10-Joint Compound *141801734-0007B*	Bldg C, Room C-4, NW - Plaster Wall, Skim Coat, Joint Compound	White Non-Fibrous Homogeneous		100% Non-fibrous (Other)	None Detected

Initial report from: 04/24/2018 12:04:09

EMSL Analytical, Inc.
490 Rowley Road Depew, NY 14043
Tel/Fax: (716) 651-0030 / (716) 651-0394
http://www.EMSL.com / buffalolab@emsl.com

EMSL Order: 141801734
Customer ID: 32CONV56
Customer PO: 18-16-105-02
Project ID:

Test Report: Asbestos Analysis of Bulk Materials via EPA 600/R-93/116 Method using Polarized Light Microscopy

			Non-Asbestos		Asbestos
Sample	**Description**	**Appearance**	**% Fibrous**	**% Non-Fibrous**	**% Type**
C-10-Mastic *141801734-0007C*	Bldg C, Room C-4, NW - Plaster Wall, Skim Coat, Joint Compound	Beige Non-Fibrous Homogeneous		100% Non-fibrous (Other)	None Detected
C-11 *141801734-0008* *Unseparable layers*	Bldg C, Center Janitor Closet - Plaster Wall, Skim Coat, Joint Compound	Gray/White Non-Fibrous Heterogeneous		100% Non-fibrous (Other)	None Detected
C-12 *141801734-0009*	Bldg C, Library, N Doorway - Plaster Wall, Skim Coat, Joint Compound	White Non-Fibrous Homogeneous		100% Non-fibrous (Other)	None Detected
C-13 *141801734-0010*	Bldg C, Room C-7, NW - Plaster Wall, Skim Coat, Joint Compound	White Non-Fibrous Homogeneous		100% Non-fibrous (Other)	None Detected
C-14 *141801734-0011* *Paper and gypsum layers included in analysis.*	Bldg C, Room C-2, West, Above Ceiling - Drywall Wall (no Joint Compound)	Brown/White Fibrous Homogeneous	25% Cellulose	75% Non-fibrous (Other)	None Detected
C-15 *141801734-0012* *Paper and gypsum layers included in analysis.*	Bldg C, Room C-3, Crawlspace over Storage - Drywall Wall (no Joint Compound)	Brown/White Fibrous Homogeneous	25% Cellulose	75% Non-fibrous (Other)	None Detected
C-16 *141801734-0013* *Paper and gypsum layers included in analysis.*	Bldg C, Library, W over Soffit - Drywall Wall (no Joint Compound)	Brown/White Fibrous Homogeneous	25% Cellulose	75% Non-fibrous (Other)	None Detected
C-17 *141801734-0014*	Bldg C, Rooms C1/C2 North Prep Room - Blown-in Insulation	Gray Fibrous Homogeneous	80% Glass	20% Non-fibrous (Other)	None Detected
C-18 *141801734-0015*	Bldg C, Room C2 Chemical Storage - Blown-in Insulation	Gray Fibrous Homogeneous	80% Glass	20% Non-fibrous (Other)	None Detected
C-19 *141801734-0016*	Bldg C, Room C3, Crawl Space over Storage - Blown-in Insulation	Gray Fibrous Homogeneous	80% Glass	20% Non-fibrous (Other)	None Detected
C-20 *141801734-0017*	C Bldg, Rooms C1/C2 North Prep Room - Vapor Barrier Paper	Brown Fibrous Homogeneous	80% Cellulose	20% Non-fibrous (Other)	None Detected
C-21 *141801734-0018*	C Bldg, Room C2 Chemical Storage - Vapor Barrier Paper	Brown Fibrous Homogeneous	80% Cellulose	20% Non-fibrous (Other)	None Detected
C-22 *141801734-0019*	C Bldg, Library, West - Vapor Barrier Paper	Brown Fibrous Homogeneous	70% Cellulose 20% Glass	10% Non-fibrous (Other)	None Detected
C-23 *141801734-0020*	Bldg C, Room C-2, West - TSI Elbows	White Fibrous Homogeneous	10% Glass	40% Non-fibrous (Other)	50% Chrysotile
C-24 *141801734-0021*	Bldg C, Room C-3, Crawlspace over Storage - TSI Elbows	White Fibrous Homogeneous	10% Glass	40% Non-fibrous (Other)	50% Chrysotile

Initial report from: 04/24/2018 12:04:09

EMSL Analytical, Inc.
490 Rowley Road Depew, NY 14043
Tel/Fax: (716) 651-0030 / (716) 651-0394
http://www.EMSL.com / buffalolab@emsl.com

EMSL Order: 141801734
Customer ID: 32CONV56
Customer PO: 18-16-105-02
Project ID:

Test Report: Asbestos Analysis of Bulk Materials via EPA 600/R-93/116 Method using Polarized Light Microscopy

			Non-Asbestos		Asbestos
Sample	**Description**	**Appearance**	**% Fibrous**	**% Non-Fibrous**	**% Type**
C-25 *141801734-0022*	Bldg C, Room C-3, Crawl Space over Storage - Ceiling Plaster	Gray Non-Fibrous Homogeneous		100% Non-fibrous (Other)	None Detected
C-26 *141801734-0023*	Bldg C, Crawl Space over Janitor's Rm - Ceiling Plaster	Gray Non-Fibrous Homogeneous		100% Non-fibrous (Other)	None Detected
C-27 *141801734-0024*	Bldg C, Crawl Space over Boy's Room - Ceiling Plaster	Gray Non-Fibrous Homogeneous		100% Non-fibrous (Other)	None Detected
C-28 *141801734-0025*	Bldg C, Library, SW - Wall Tile Mastic	Brown Non-Fibrous Homogeneous		100% Non-fibrous (Other)	None Detected
C-29 *141801734-0026*	Bldg C, Library, West - Wall Tile Mastic	Brown Non-Fibrous Homogeneous		100% Non-fibrous (Other)	None Detected
C-30 *141801734-0027*	Bldg C, Library, NW - Wall Tile Mastic	Brown Non-Fibrous Homogeneous		100% Non-fibrous (Other)	None Detected
C-31 *141801734-0028*	Bldg C, Library, West - 2x4 Fissured Ceiling Panels	Gray/White Fibrous Homogeneous	60% Cellulose 40% Glass		None Detected
C-32 *141801734-0029*	Bldg C, Library, SW - 2x4 Fissured Ceiling Panels	Gray/White Fibrous Homogeneous	60% Cellulose 40% Glass		None Detected
C-33 *141801734-0030*	Bldg C, Library, East - 2x4 Fissured Ceiling Panels	Gray/White Fibrous Homogeneous	60% Cellulose 40% Glass		None Detected
C-34-Floor Tile *141801734-0031*	Bldg C, Room C-4, Lab, N. Door - 12x12 Tan Speckle Vinyl Floor Tiles & Mastic	White Non-Fibrous Homogeneous		100% Non-fibrous (Other)	None Detected
C-34-Mastic *141801734-0031A*	Bldg C, Room C-4, Lab, N. Door - 12x12 Tan Speckle Vinyl Floor Tiles & Mastic	Black Fibrous Homogeneous	5% Cellulose	95% Non-fibrous (Other)	None Detected
C-35-Floor Tile *141801734-0032*	Bldg C, Room C-3, SW Storage - 12x12 Tan Speckle Vinyl Floor Tiles & Mastic	White Non-Fibrous Homogeneous		100% Non-fibrous (Other)	None Detected
C-35-Mastic *141801734-0032A*	Bldg C, Room C-3, SW Storage - 12x12 Tan Speckle Vinyl Floor Tiles & Mastic	Black Non-Fibrous Homogeneous		100% Non-fibrous (Other)	None Detected
C-36 *141801734-0033* *No mastic in sample bag*	Bldg C, Room C-7, SW Door - 12x12 Tan Speckle Vinyl Floor Tiles & Mastic	White Non-Fibrous Homogeneous		100% Non-fibrous (Other)	None Detected
C-37 *141801734-0034* *No mastic in sample bag*	Bldg C, Room C-10, South Door - 12x12 Beige Vinyl Floor Tiles and Mastic	Brown Non-Fibrous Homogeneous		100% Non-fibrous (Other)	None Detected
C-38-Floor Tile *141801734-0035*	Bldg C, Room C-10, Center - 12x12 Beige Vinyl Floor Tiles and Mastic	Gray Non-Fibrous Homogeneous		100% Non-fibrous (Other)	None Detected

Initial report from: 04/24/2018 12:04:09

EMSL Analytical, Inc.
490 Rowley Road Depew, NY 14043
Tel/Fax: (716) 651-0030 / (716) 651-0394
http://www.EMSL.com / buffalolab@emsl.com

EMSL Order:	141801734
Customer ID:	32CONV56
Customer PO:	18-16-105-02
Project ID:	

Test Report: Asbestos Analysis of Bulk Materials via EPA 600/R-93/116 Method using Polarized Light Microscopy

			Non-Asbestos		Asbestos
Sample	**Description**	**Appearance**	**% Fibrous**	**% Non-Fibrous**	**% Type**
C-38-Mastic *141801734-0035A*	Bldg C, Room C-10, Center - 12x12 Beige Vinyl Floor Tiles and Mastic	White/Black Fibrous Heterogeneous	2% Cellulose	98% Non-fibrous (Other)	None Detected
C-39-Floor Tile *141801734-0036*	Bldg C, Room C-10, NE - 12x12 Beige Vinyl Floor Tiles and Mastic	Gray Non-Fibrous Homogeneous		100% Non-fibrous (Other)	None Detected
C-39-Mastic *141801734-0036A*	Bldg C, Room C-10, NE - 12x12 Beige Vinyl Floor Tiles and Mastic	Black/Green Non-Fibrous Heterogeneous		100% Non-fibrous (Other)	None Detected
C-40 *141801734-0037*	Bldg C, Room C-2, Chemical Storage - Fume Hood	Gray/White Fibrous Homogeneous		80% Non-fibrous (Other)	20% Chrysotile

Analyst(s)
Shauna Strnad (46)

Rhonda McGee, Laboratory Manager
or Other Approved Signatory

EMSL maintains liability limited to cost of analysis. This report relates only to the samples reported and may not be reproduced, except in full, without written approval by EMSL. EMSL bears no responsibility for sample collection activities or analytical method limitations. Interpretation and use of test results are the responsibility of the client. This report must not be used by the client to claim product certification, approval, or endorsement by NVLAP, NIST or any agency of the federal government. Non-friable organically bound materials present a problem matrix and therefore EMSL recommends gravimetric reduction prior to analysis. Samples received in good condition unless otherwise noted. Estimated accuracy, precision and uncertainty data available upon request. Unless requested by the client, building materials manufactured with multiple layers (i.e. linoleum, wallboard, etc.) are reported as a single sample. Reporting limit is 1%

Samples analyzed by EMSL Analytical, Inc. Depew, NY NVLAP Lab Code 200056-0

Initial report from: 04/24/2018 12:04:09

OrderID: 141801734

Asbestos Chain of Custody

LA Testing Order Number (*Lab Use Only*): 141801734

LA TESTING
520 MISSION STREET
S. PASADENA, CA 91030
PHONE: (323) 254-9960
FAX: (323) 254-9982

Company : Converse Consultants	**LA Testing-Bill to:** ☒ Same ☐ Different If Bill to is Different note instructions in Comments** *Third Party Billing requires written authorization from third party*
Street: 717 S Myrtle Avenue	
City: Monrovia / **State/Province: CA**	**Zip/Postal Code: 91061** / **Country: USA**
Report To (Name): Laura Tanaka	**Fax #:**
Telephone #: 626-804-3422	**Email Address: ltanaka@converseconsultants.com**
Project Name/Number: 18-16-105-02	
Please Provide Results: ☐ Fax ☒ Email	**Purchase Order: 18-16-105-02** / **U.S. State Samples Taken: CA**

Turnaround Time (TAT) Options* – Please Check

☐ 3 Hour ☐ 6 Hour ☐ 24 Hour ☐ 48 Hour ☐ 72 Hour ☐ 96 Hour ☒ 1 Week ☐ 2 Week

**For TEM Air 3 hours through 6 hours, please call ahead to schedule.*There is a premium charge for 3 Hour TEM AHERA or EPA Level II TAT. You will be asked to sign an authorization form for this service. Analysis completed in accordance with LA Testing's Terms and Conditions located in the Analytical Price Guide.*

PCM - Air
- ☐ NIOSH 7400
- ☐ w/ OSHA 8hr. TWA

PLM - Bulk (reporting limit)
- ☒ PLM EPA 600/R-93/116 (<1%)
- ☐ PLM EPA NOB (<1%)

Point Count
- ☐ 400 (<0.25%) ☐ 1000 (<0.1%)

Point Count w/Gravimetric
- ☐ 400 (<0.25%) ☐ 1000 (<0.1%)
- ☐ NYS 198.1 (friable in NY)
- ☐ NYS 198.6 NOB (non-friable-NY)
- ☐ NIOSH 9002 (<1%)

TEM – Air ☐ **4-4.5hr TAT** (AHERA only)
- ☐ AHERA 40 CFR, Part 763
- ☐ NIOSH 7402
- ☐ EPA Level II
- ☐ ISO 10312

TEM - Bulk
- ☐ TEM EPA NOB
- ☐ NYS NOB 198.4 (non-friable-NY)
- ☐ Chatfield SOP
- ☐ TEM Mass Analysis-EPA 600 sec. 2.5

TEM – Water: EPA 100.2
- Fibers >10µm ☐ Waste ☐ Drinking
- All Fiber Sizes ☐ Waste ☐ Drinking

TEM- Dust
- ☐ Microvac - ASTM D 5755
- ☐ Wipe - ASTM D6480
- ☐ Carpet Sonication (EPA 600/J-93/167)

Soil/Rock/Vermiculite
- ☐ PLM CARB 435 - A (0.25% sensitivity)
- ☐ PLM CARB 435 - B (0.1% sensitivity)
- ☐ TEM CARB 435 - B (0.1% sensitivity)
- ☐ TEM CARB 435 - C (0.01% sensitivity)
- ☐ EPA Protocol (Semi-Quantitative)
- ☐ EPA Protocol (Quantitative)

Other:
- ☐

☐ **Check For Positive Stop – Clearly Identify Homogenous Group**

Samplers Name: **Samplers Signature:**

Sample #	Sample Description	Volume/Area (Air) HA # (Bulk)	Date/Time Sampled
	SEE ATTACHED		

Client Sample # (s): C L Tanaka - **Total # of Samples:** 37

Relinquished (Client): L Tanaka **Date:** 04-17-18 **Time:**

Received (Lab): DFlores (pickup) **Date:** 4/17/18 **Time:** 3pm

Comments/Special Instructions:

Page 1 of 13 pages

RECEIVED APR 20 2018 BY: Jessica Stone 9:51 am

Controlled Document – Asbestos COC – R2 – 1/12/2010

717 Myrtle Avenue
Monrovia, CA 91016-3500
Tel.: (626) 930-1200
Fax: (626)930-1212

Converse Consultants

141801734

BULK SAMPLE LOG

Project Name: SBCUSD/Pacific High School

Collected By: AR

Project No.: 18-16-105-02

Date: April 12, 2018

HOMOGENEOUS MATERIAL: Exterior Stucco - Tan/Gray

Sample Number	Location	Area Sq. Ft.	Condition
Bldg C-04	Rm C1 - South	10,100 ft	Good
Bldg C-05	Rm C4 - N. East	↓	↓
Bldg 06	Library - N. East	↓	↓

Friability:	Friable	Non-Friable	
Potential for Contact with Material:	High	Moderate	Low
Influence of Vibration:	High	Moderate	Low
Potential for Air Erosion:	High	Moderate	Low
Damage Assessment:	Good	Damaged	Significantly Damaged

COMMENTS: Bldg. C - Exterior

CHAIN OF CUSTODY

Relinquished By:		Time:	Date: 4-12-18
Received By: CAT		Time:	Date: 04-12-18
Relinquished By: CAT		Time:	Date: 04/17
Received By:		Time:	Date:

Page 1 of 12

910
840

717 Myrtle Avenue
Monrovia, CA 91016-3500
Tel.: (626) 930-1200
Fax: (626)930-1212

Converse Consultants 141801734

BULK SAMPLE LOG

Project Name: SBCUSD/Pacific High School

Collected By: RDS

Project No.: 18-16-105-02

Date: April 13, 2018

HOMOGENEOUS MATERIAL: Plaster Wall, Skim Coat, Joint Compound

Sample Number	Location	Area Sq. Ft.	Condition
C-07	Bldg C, Room C-1, East (above ceiling)	17,500	Good
C-08	, Rooms C-1/C-2 South Prep Room		
C-09	, Room C-2, West (above ceiling)		
C-10	, Room C-4, NW		
C-11	, Center Janitor Closet		
C-12	, Library, N Roorway		
C-13	, Room C-7, NW		

Friability:	Friable	Non-Friable	
Potential for Contact with Material:	High	Moderate	Low
Influence of Vibration:	High	Moderate	Low
Potential for Air Erosion:	High	Moderate	Low
Damage Assessment:	Good	Damaged	Significantly Damaged

COMMENTS: Joint compound at penetrations (conduits, etc)
Baseboard mastic is white, non-suspect.
Plaster is painted.
Walls in Room C-10 are wood, ceiling is metal.

CHAIN OF CUSTODY

Relinquished By: LAT Time: Date: 04-17-18
Received By: Time: Date:
Relinquished By: Time: Date:
Received By: Time: Date:

717 Myrtle Avenue
Monrovia, CA 91016-3500
Tel.: (626) 930-1200
Fax: (626)930-1212

Converse Consultants 141801734

BULK SAMPLE LOG

Project Name: SBCUSD/Pacific High School

Collected By: RDS

Project No.: 18-16-105-02

Date: April 13, 2018

HOMOGENEOUS MATERIAL: Drywall Wall (no joint compound)

Sample Number	Location	Area Sq. Ft.	Condition
C-14	Bldg C, Room C-2, West, above ceiling	4,200	Good
C-15	, Room C-3, Crawlspace over storage	↓	↓
C-16	, Library, W, over soffit*	↓	↓

Friability:	Friable	Non-Friable	
Potential for Contact with Material:	High	Moderate	Low
Influence of Vibration:	High	Moderate	Low
Potential for Air Erosion:	High	Moderate	Low
Damage Assessment:	Good	Damaged	Significantly Damaged

COMMENTS: * Behind 12x12 pinhole wall tiles (cellulose, non-suspect) and tile mastic. Library walls, above soffit.

CHAIN OF CUSTODY

Relinquished By: CAT Time: Date: 04.17.18
Received By: Time: Date:
Relinquished By: Time: Date:
Received By: Time: Date:

Page 3 of 12

5,850
5,200

717 Myrtle Avenue
Monrovia, CA 91016-3500
Tel.: (626) 930-1200
Fax: (626)930-1212

Converse Consultants 141801734

BULK SAMPLE LOG

Project Name: SBCUSD/Pacific High School

Collected By: RDS

Project No.: 18-16-105-02

Date: April 13, 2018

HOMOGENEOUS MATERIAL: Blown-in insulation

Sample Number	Location	Area Sq. Ft.	Condition
C-17	Bldg C, Rooms C1/C2 North Prep Room	12,350	Good
C-18	, Room C2 Chemical Storage	↓	↓
C-19	, Room C3, Crawlspace over storage	↓	↓

Friability:	Friable	Non-Friable	
Potential for Contact with Material:	High	Moderate	Low
Influence of Vibration:	High	Moderate	Low
Potential for Air Erosion:	High	Moderate	Low
Damage Assessment:	Good	Damaged	Significantly Damaged

COMMENTS: Above 12x12" pinhole ceiling tiles (cellulose, non-suspect)
Rooms C1/C2 North Prep Room,

CHAIN OF CUSTODY

Relinquished By: LAT Time: Date: 04.17.18
Received By: Time: Date:
Relinquished By: Time: Date:
Received By: Time: Date:

Page 4 of 12

717 Myrtle Avenue
Monrovia, CA 91016-3500
Tel.: (626) 930-1200
Fax: (626)930-1212

Converse Consultants 141801734

BULK SAMPLE LOG

Project Name: SBCUSD/Pacific High School

Collected By: RDS

Project No.: 18-16-105-02

Date: April 13, 2018

HOMOGENEOUS MATERIAL: Vapor Barrier Paper

Sample Number	Location	Area Sq. Ft.	Condition
C-20	C Bldg, Rooms C1/C2 North Prep Room	12,350	Good
C-21	↓ , Room C2 chemical Storage	↓	↓
C-22	↓ , Library, west	↓	↓

Friability:	Friable	Non-Friable	
Potential for Contact with Material:	High	Moderate	Low
Influence of Vibration:	High	Moderate	Low
Potential for Air Erosion:	High	Moderate	Low
Damage Assessment:	Good	Damaged	Significantly Damaged

COMMENTS: Above 12×12" pinhole ceiling tiles (cellulose, non-suspect)

CHAIN OF CUSTODY

Relinquished By: CAT Time: Date: 04.17.18
Received By: Time: Date:
Relinquished By: Time: Date:
Received By: Time: Date:

Page 5 of 12

717 Myrtle Avenue
Monrovia, CA 91016-3500
Tel.: (626) 930-1200
Fax: (626)930-1212

Converse Consultants

141801734

BULK SAMPLE LOG

Project Name: SBCUSD/Pacific High School

Collected By: RDS

Project No.: 18-16-105-02

Date: April 13, 2018

HOMOGENEOUS MATERIAL: TSI Elbows

Sample Number	Location	Area Sq. Ft.	Condition
C-23	Bldg C, Room C-2, West	4 elbows	Damaged
C-24	↓ , Room C-3, crawlspace over storage	↓	↓

Friability:	Friable	Non-Friable	
Potential for Contact with Material:	High	Moderate	Low
Influence of Vibration:	High	Moderate	Low
Potential for Air Erosion:	High	Moderate	Low
Damage Assessment:	Good	Damaged	Significantly Damaged

COMMENTS: Seen above ceilings in Rooms C1 (1 elbow), C-2 (2 elbows), C-3 Storage (1 elbow),

CHAIN OF CUSTODY

Relinquished By: CAT Time: Date: 04.17.18
Received By: Time: Date:
Relinquished By: Time: Date:
Received By: Time: Date:

Page 6 of 12

717 Myrtle Avenue
Monrovia, CA 91016-3500
Tel.: (626) 930-1200
Fax: (626)930-1212

Converse Consultants

141801734

BULK SAMPLE LOG

Project Name: SBCUSD/Pacific High School

Collected By: RDS

Project No.: 18-16-105-02

Date: April 16, 2018

HOMOGENEOUS MATERIAL: Ceiling Plaster

Sample Number	Location	Area Sq. Ft.	Condition
C-25	Bldg C, Room C-3, Crawlspace over Storage	750	Good
C-26	↓ , Crawlspace over Janitor's Rm	↓	↓
C-27	↓ , " " Boys' Room	↓	↓

Friability:	Friable	Non-Friable	
Potential for Contact with Material:	High	Moderate	Low
Influence of Vibration:	High	Moderate	Low
Potential for Air Erosion:	High	Moderate	Low
Damage Assessment:	Good	Damaged	Significantly Damaged

COMMENTS: Painted

CHAIN OF CUSTODY

Relinquished By: UAT Time: Date: 04.17.18
Received By: Time: Date:
Relinquished By: Time: Date:
Received By: Time: Date:

717 Myrtle Avenue
Monrovia, CA 91016-3500
Tel.: (626) 930-1200
Fax: (626)930-1212

Converse Consultants 141801734

BULK SAMPLE LOG

Project Name: SBCUSD/Pacific High School

Collected By: RDS

Project No.: 18-16-105-02

Date: April 16, 2018

HOMOGENEOUS MATERIAL: Wall Tile Mastic

Sample Number	Location	Area Sq. Ft.	Condition
C-28	Bldg C, Library, SW	450	Good
C-29	↓ , ↓ , West	↓	↓
C-30	↓ , ↓ , ~~SE~~ NW RB	↓	↓

Friability:	Friable	Non-Friable	
Potential for Contact with Material:	High	Moderate	Low
Influence of Vibration:	High	Moderate	Low
Potential for Air Erosion:	High	Moderate	Low
Damage Assessment:	Good	Damaged	Significantly Damaged

COMMENTS: Behind 12x12 pinhole wall tiles (cellulose, non-suspect)

CHAIN OF CUSTODY

Relinquished By: CAT Time: Date: 04.17.18
Received By: Time: Date:
Relinquished By: Time: Date:
Received By: Time: Date:

Page 8 of 12

717 Myrtle Avenue
Monrovia, CA 91016-3500
Tel.: (626) 930-1200
Fax: (626)930-1212

Converse Consultants 141801734

BULK SAMPLE LOG

Project Name: SBCUSD/Pacific High School

Collected By: RDS

Project No.: 18-16-105-02

Date: April 16, 2018

HOMOGENEOUS MATERIAL: 2 x 4 Fissured Ceiling Panels

Sample Number	Location	Area Sq. Ft.	Condition
C-31	Bldg C, Library, west	3,100	Good
C-32	↓ , ↓ , SW	↓	↓
C-33	↓ , ↓ , East	↓	↓

Friability:	Friable	Non-Friable	
Potential for Contact with Material:	High	Moderate	Low
Influence of Vibration:	High	Moderate	Low
Potential for Air Erosion:	High	Moderate	Low
Damage Assessment:	Good	Damaged	Significantly Damaged

COMMENTS: Room C-6 (part of Library?) inaccessible

CHAIN OF CUSTODY

Relinquished By: LAT Time: Date: 04.17.18
Received By: Time: Date:
Relinquished By: Time: Date:
Received By: Time: Date:

Page 9 of 12

717 Myrtle Avenue
Monrovia, CA 91016-3500
Tel.: (626) 930-1200
Fax: (626)930-1212

Converse Consultants 141801734

BULK SAMPLE LOG

Project Name: SBCUSD/Pacific High School

Collected By: RDS

Project No.: 18-16-105-02

Date: April ~~28~~ 16, 2018

HOMOGENEOUS MATERIAL: 12 X 12 Tan Speckle Vinyl Floor Tiles & Mastic

Sample Number	Location	Area Sq. Ft.	Condition
C-34	Bldg C, Room C-4, Lab, N. Door	5,850	Good
C-35	↓ , Room C-3, SW Storage	↓	↓
C-36	↓ , Room C-7, SW Door	↓	↓

Friability:	Friable	Non-Friable	
Potential for Contact with Material:	High	Moderate	Low
Influence of Vibration:	High	Moderate	Low
Potential for Air Erosion:	High	Moderate	Low
Damage Assessment:	Good	Damaged	Significantly Damaged

COMMENTS: Rooms C-1, C-2, C-3, C-4, and C-7

CHAIN OF CUSTODY

Relinquished By: LAT Time: Date: 04.17.18
Received By: Time: Date:
Relinquished By: Time: Date:
Received By: Time: Date:

Page 10 of 12

717 Myrtle Avenue
Monrovia, CA 91016-3500
Tel.: (626) 930-1200
Fax: (626)930-1212

Converse Consultants

141801734

BULK SAMPLE LOG

Project Name: SBCUSD/Pacific High School

Collected By: RDS

Project No.: 18-16-105-02

Date: April 16, 2018

HOMOGENEOUS MATERIAL: 12 x 12 Beige Vinyl Floor Tiles and Mastic

Sample Number	Location	Area Sq. Ft.	Condition
C-37	Bldg C, Room C-10, South Door	350	Good
C-38	↓ , ↓ , Center	↓	↓
C-39	↓ , ↓ , NE	↓	↓

Friability:	Friable	Non-Friable	
Potential for Contact with Material:	High	Moderate	Low
Influence of Vibration:	High	Moderate	Low
Potential for Air Erosion:	High	Moderate	Low
Damage Assessment:	Good	Damaged	Significantly Damaged

COMMENTS: Security Bldg

CHAIN OF CUSTODY

Relinquished By: UAT Time: Date: 04.17.18
Received By: Time: Date:
Relinquished By: Time: Date:
Received By: Time: Date:

Page 11 of 12

717 Myrtle Avenue
Monrovia, CA 91016-3500
Tel.: (626) 930-1200
Fax: (626)930-1212

Converse Consultants

BULK SAMPLE LOG 141801734

Project Name: SBCUSD/Pacific High School

Collected By: RDS

Project No.: 18-16-105-02

Date: April 16, 2018

HOMOGENEOUS MATERIAL: Fume Hood

Sample Number	Location	Area Sq. Ft.	Condition
C-40	Bldg C, Room C-2, Chemical Storage	80	Good

Friability:	Friable	Non-Friable	
Potential for Contact with Material:	High	Moderate	Low
Influence of Vibration:	High	Moderate	Low
Potential for Air Erosion:	High	Moderate	Low
Damage Assessment:	Good	Damaged	Significantly Damaged

COMMENTS:

CHAIN OF CUSTODY

Relinquished By: LAT Time: Date: 04.17.18
Received By: Time: Date:
Relinquished By: Time: Date:
Received By: Time: Date:

Page 12 of 12

LA Testing

520 Mission Street South Pasadena, CA 91030

Tel/Fax: (323) 254-9960 / (323) 254-9982

http://www.LATesting.com / pasadenalab@latesting.com

LA Testing Order: 321808756
Customer ID: 32CONV56
Customer PO: 18-16-105-02
Project ID:

Attention: Laura Tanaka
Converse Consultants
717 S Myrtle Avenue
Monrovia, CA 91016

Project: 18-16-105-02

Phone: (626) 930-1200
Fax: (626) 930-1212
Received Date: 04/11/2018 12:50 PM
Analysis Date: 04/18/2018
Collected Date:

Test Report: Asbestos Analysis of Bulk Materials via EPA 600/R-93/116 Method using Polarized Light Microscopy

			Non-Asbestos		Asbestos
Sample	**Description**	**Appearance**	**% Fibrous**	**% Non-Fibrous**	**% Type**
C-01 *321808756-0001*	C bldg, Roof, (pitched) SW	Black Fibrous Homogeneous	10% Glass	90% Non-fibrous (Other)	None Detected
C-02 *321808756-0002*	C bldg, Roof, (pitched) Center	Black Fibrous Homogeneous	10% Glass	90% Non-fibrous (Other)	None Detected
C-03-Shingle *321808756-0003*	C bldg, Roof, (flat) East pad	Gray/Black Non-Fibrous Heterogeneous	10% Synthetic	90% Non-fibrous (Other)	None Detected
C-03-Felt *321808756-0003A*	C bldg, Roof, (flat) East pad	Black Fibrous Homogeneous	20% Glass	80% Non-fibrous (Other)	None Detected

Analyst(s)

Julie Vong (2)
Kieu-anh Pham Duong (2)

Jerry Drapala Ph.D, Laboratory Manager
or Other Approved Signatory

EMSL maintains liability limited to cost of analysis. This report relates only to the samples reported and may not be reproduced, except in full, without written approval by EMSL. EMSL bears no responsibility for sample collection activities or analytical method limitations. Interpretation and use of test results are the responsibility of the client. This report must not be used by the client to claim product certification, approval, or endorsement by NVLAP, NIST or any agency of the federal government. Non-friable organically bound materials present a problem matrix and therefore EMSL recommends gravimetric reduction prior to analysis. Samples received in good condition unless otherwise noted. Estimated accuracy, precision and uncertainty data available upon request. Unless requested by the client, building materials manufactured with multiple layers (i.e. linoleum, wallboard, etc.) are reported as a single sample. Reporting limit is 1%

Samples analyzed by LA Testing South Pasadena, CA NVLAP Lab Code 200232-0, CA ELAP 2283

Initial report from: 04/18/2018 12:57:57

LA Testing
520 Mission Street South Pasadena, CA 91030
Tel/Fax: (323) 254-9960 / (323) 254-9982
http://www.LATesting.com / pasadenalab@latesting.com

LA Testing Order: 321808756
Customer ID: 32CONV56
Customer PO: 18-16-105-02
Project ID:

Attention: Laura Tanaka
Converse Consultants
717 S Myrtle Avenue
Monrovia, CA 91016

Project: 18-16-105-02

Phone: (626) 930-1200
Fax: (626) 930-1212
Received Date: 04/11/2018 12:50 PM
Analysis Date: 04/24/2018
Collected Date: 04/06/2018

Test Report: Asbestos Analysis of Non-Friable Organically Bound Materials by TEM via EPA/600/R-93/116 Section 2.5.5.1

Sample ID	Description	Appearance	% Matrix Material	% Non-Asbestos Fibers	Asbestos Types
C-01 *321808756-0001*	C bldg, Roof, (pitched) SW	Black Non-Fibrous Homogeneous	100	None	No Asbestos Detected

Analyst(s)

Feng Liang (1)

Jerry Drapala Ph.D, Laboratory Manager
or other approved signatory

This laboratory is not responsible for % asbestos in total sample when the residue only is submitted for analysis. The above report relates only to the items tested. This report may not be reproduced, except in full, without written approval by EMSL Analytical, Inc. Samples received in good condition unless otherwise noted. Unless requested by the client, building materials manufactured with multiple layers (i.e. linoleum, wallboard, etc.) are reported as a single sample.

Samples analyzed by LA Testing South Pasadena, CA

Initial report from: 04/24/2018 21:36:39

EMSL Analytical, Inc.

490 Rowley Road Depew, NY 14043

Tel/Fax: (716) 651-0030 / (716) 651-0394

http://www.EMSL.com / buffalolab@emsl.com

EMSL Order: 141801747
Customer ID: 32CONV56
Customer PO: 18-16-105-02
Project ID:

Attention: Laura Tanaka
Converse Consultants
717 S Myrtle Avenue
Monrovia, CA 91016

Phone: (626) 930-1200
Fax: (626) 930-1212
Received Date: 04/17/2018 3:00 PM
Analysis Date: 04/21/2018
Collected Date: 04/12/2018

Project: 18-16-105-02 / SBCUSD/ Pacific High School

Test Report: Asbestos Analysis of Bulk Materials via EPA 600/R-93/116 Method using Polarized Light Microscopy

			Non-Asbestos		Asbestos
Sample	**Description**	**Appearance**	**% Fibrous**	**% Non-Fibrous**	**% Type**
Bldg D- 07 *141801747-0001*	Rm D5- N. West - Exterior Stucco- Tan/Gray	Gray Non-Fibrous Homogeneous		100% Non-fibrous (Other)	None Detected
Bldg D- 08 *141801747-0002*	Rm D7- South - Exterior Stucco- Tan/Gray	Gray Non-Fibrous Homogeneous		100% Non-fibrous (Other)	None Detected
Bldg D- 09 *141801747-0003*	Rm D9- N. East - Exterior Stucco- Tan/Gray	Gray/White Non-Fibrous Heterogeneous		100% Non-fibrous (Other)	None Detected
D-50 *141801747-0004*	D2 - Black Counter Tops	Black Non-Fibrous Homogeneous		100% Non-fibrous (Other)	None Detected
D-51 *141801747-0005*	D2 - Black Counter Tops	Black Non-Fibrous Homogeneous		100% Non-fibrous (Other)	None Detected
D-52 *141801747-0006*	D2 - Black Counter Tops	Black Non-Fibrous Homogeneous		100% Non-fibrous (Other)	None Detected
D-53 *141801747-0007*	D2 East Wall - Plaster	Brown Non-Fibrous Homogeneous		100% Non-fibrous (Other)	None Detected
D-54 *141801747-0008*	D3 N Wall - Plaster	White Non-Fibrous Homogeneous		100% Non-fibrous (Other)	None Detected
D-55 *141801747-0009*	D4 S Wall - Plaster	Green Non-Fibrous Homogeneous		100% Non-fibrous (Other)	None Detected
D-56 *141801747-0010*	D5 S Wall - Plaster	Green Fibrous Homogeneous	4% Cellulose	96% Non-fibrous (Other)	None Detected
D-57 *141801747-0011*	D7 N Wall - Plaster	White Non-Fibrous Homogeneous		100% Non-fibrous (Other)	None Detected
D-58 *141801747-0012*	D9 S Wall - Plaster	Green Non-Fibrous Homogeneous		100% Non-fibrous (Other)	None Detected
D-59 *141801747-0013*	D2 Ceiling - Plaster	Gray/White Non-Fibrous Heterogeneous		100% Non-fibrous (Other)	None Detected
D-60 *141801747-0014*	Boys RR NE - Blown in Insul	Gray Fibrous Homogeneous	95% Glass	5% Non-fibrous (Other)	None Detected
D-61 *141801747-0015*	Girls RR N - Blown in Insul	White Fibrous Homogeneous	95% Glass	5% Non-fibrous (Other)	None Detected
D-62 *141801747-0016*	Blown in Insul	White Fibrous Homogeneous	95% Glass	5% Non-fibrous (Other)	None Detected

Initial report from: 04/21/2018 15:49:24

EMSL Analytical, Inc.
490 Rowley Road Depew, NY 14043
Tel/Fax: (716) 651-0030 / (716) 651-0394
http://www.EMSL.com / buffalolab@emsl.com

EMSL Order: 141801747
Customer ID: 32CONV56
Customer PO: 18-16-105-02
Project ID:

Test Report: Asbestos Analysis of Bulk Materials via EPA 600/R-93/116 Method using Polarized Light Microscopy

			Non-Asbestos		Asbestos
Sample	**Description**	**Appearance**	**% Fibrous**	**% Non-Fibrous**	**% Type**
D-63-Drywall *141801747-0017*	Ceilings Boy RR - Drywall/Jt Comp	Gray Fibrous Homogeneous	3% Cellulose	97% Non-fibrous (Other)	None Detected
D-63-Joint Compound *141801747-0017A*	Ceilings Boy RR - Drywall/Jt Comp	White Fibrous Homogeneous	4% Cellulose	96% Non-fibrous (Other)	None Detected
D-64-Drywall *141801747-0018*	Ceilings Girls RR N - Drywall/Jt Comp	Gray Fibrous Homogeneous	5% Cellulose	95% Non-fibrous (Other)	None Detected
D-64-Joint Compound *141801747-0018A*	Ceilings Girls RR N - Drywall/Jt Comp	White Fibrous Homogeneous	12% Cellulose	88% Non-fibrous (Other)	None Detected
D-65-Drywall *141801747-0019*	Ceilings Girls NW - Drywall/Jt Comp	Gray Fibrous Homogeneous	6% Cellulose	94% Non-fibrous (Other)	None Detected
D-65-Joint Compound *141801747-0019A*	Ceilings Girls NW - Drywall/Jt Comp	White Fibrous Homogeneous	9% Cellulose	91% Non-fibrous (Other)	None Detected
D-66 *141801747-0020* *Paper and gypsum layers included in analysis.*	Rm D4 - Drywall (unfinished)	Brown/White Fibrous Homogeneous	20% Cellulose	80% Non-fibrous (Other)	None Detected
D-67 *141801747-0021* *Paper and gypsum layers included in analysis.*	Rm D4 - Drywall (unfinished)	Brown/White Fibrous Homogeneous	30% Cellulose	70% Non-fibrous (Other)	None Detected
D-67A *141801747-0022* *Paper and gypsum layers included in analysis.*	Rm D4 - Drywall (unfinished)	Brown/White Fibrous Homogeneous	25% Cellulose	75% Non-fibrous (Other)	None Detected
D-68 *141801747-0023*	D4 West above Ceil - Barrier Paper	Black Fibrous Homogeneous	90% Cellulose	10% Non-fibrous (Other)	None Detected
D-69 *141801747-0024*	D4 West above Ceil - Barrier Paper	Black Fibrous Homogeneous	90% Cellulose	10% Non-fibrous (Other)	None Detected
D-70 *141801747-0025*	D4 West above Ceil - Barrier Paper	Black Fibrous Homogeneous	90% Cellulose	10% Non-fibrous (Other)	None Detected

Analyst(s)
Shauna Strnad (28)

Rhonda McGee
Rhonda McGee, Laboratory Manager
or Other Approved Signatory

EMSL maintains liability limited to cost of analysis. This report relates only to the samples reported and may not be reproduced, except in full, without written approval by EMSL. EMSL bears no responsibility for sample collection activities or analytical method limitations. Interpretation and use of test results are the responsibility of the client. This report must not be used by the client to claim product certification, approval, or endorsement by NVLAP, NIST or any agency of the federal government. Non-friable organically bound materials present a problem matrix and therefore EMSL recommends gravimetric reduction prior to analysis. Samples received in good condition unless otherwise noted. Estimated accuracy, precision and uncertainty data available upon request. Unless requested by the client, building materials manufactured with multiple layers (i.e. linoleum, wallboard, etc.) are reported as a single sample. Reporting limit is 1%

Samples analyzed by EMSL Analytical, Inc. Depew, NY NVLAP Lab Code 200056-0

Initial report from: 04/21/2018 15:49:24

OrderID: 141801747

Asbestos Chain of Custody

LA Testing Order Number *(Lab Use Only)*: 141801747

LA TESTING
520 MISSION STREET
S. PASADENA, CA 91030
PHONE: (323) 254-9960
FAX: (323) 254-9982

Company : Converse Consultants	LA Testing-Bill to: ☒ Same ☐ Different If Bill to is Different note instructions in Comments**
Street: 3176 Pullman St, Suite 108	*Third Party Billing requires written authorization from third party*
City: Costa Mesa / State/Province: CA	Zip/Postal Code: 92626 / Country: USA
Report To (Name): Laura Tanaka	Fax #:
Telephone #: 626-807-3422	Email Address: ltanaka@converseconsultants.com
Project Name/Number: 18-16-105-02	
Please Provide Results: ☐ Fax ☒ Email	Purchase Order: 18-16-105-02 / U.S. State Samples Taken: CA

Turnaround Time (TAT) Options* – Please Check

☐ 3 Hour ☐ 6 Hour ☐ 24 Hour ☐ 48 Hour ☐ 72 Hour ☐ 96 Hour ☒ 1 Week ☐ 2 Week

**For TEM Air 3 hours through 6 hours, please call ahead to schedule.*There is a premium charge for 3 Hour TEM AHERA or EPA Level II TAT. You will be asked to sign an authorization form for this service. Analysis completed in accordance with LA Testing's Terms and Conditions located in the Analytical Price Guide.*

PCM - Air
- ☐ NIOSH 7400
- ☐ w/ OSHA 8hr. TWA

PLM - Bulk (reporting limit)
- ☒ PLM EPA 600/R-93/116 (<1%)
- ☐ PLM EPA NOB (<1%)

Point Count
- ☐ 400 (<0.25%) ☐ 1000 (<0.1%)

Point Count w/Gravimetric
- ☐ 400 (<0.25%) ☐ 1000 (<0.1%)
- ☐ NYS 198.1 (friable in NY)
- ☐ NYS 198.6 NOB (non-friable-NY)
- ☐ NIOSH 9002 (<1%)

TEM – Air ☐ **4-4.5hr TAT** (AHERA only)
- ☐ AHERA 40 CFR, Part 763
- ☐ NIOSH 7402
- ☐ EPA Level II
- ☐ ISO 10312

TEM - Bulk
- ☐ TEM EPA NOB
- ☐ NYS NOB 198.4 (non-friable-NY)
- ☐ Chatfield SOP
- ☐ TEM Mass Analysis-EPA 600 sec. 2.5

TEM – Water: EPA 100.2
- Fibers >10µm ☐ Waste ☐ Drinking
- All Fiber Sizes ☐ Waste ☐ Drinking

TEM- Dust
- ☐ Microvac - ASTM D 5755
- ☐ Wipe - ASTM D6480
- ☐ Carpet Sonication (EPA 600/J-93/167)

Soil/Rock/Vermiculite
- ☐ PLM CARB 435 - A (0.25% sensitivity)
- ☐ PLM CARB 435 - B (0.1% sensitivity)
- ☐ TEM CARB 435 - B (0.1% sensitivity)
- ☐ TEM CARB 435 - C (0.01% sensitivity)
- ☐ EPA Protocol (Semi-Quantitative)
- ☐ EPA Protocol (Quantitative)

Other:
- ☐

☐ **Check For Positive Stop – Clearly Identify Homogenous Group**

Samplers Name: **Samplers Signature:**

Sample #	Sample Description	Volume/Area (Air) HA # (Bulk)	Date/Time Sampled
	See Attached		

Client Sample # (s): See attached **Total # of Samples:** 25

Relinquished (Client): L Sandoe **Date:** 04.17.18 **Time:**

Received (Lab): DFloreS (pickup) **Date:** 4/17/18 **Time:** 3pm

Comments/Special Instructions:

RECEIVED APR 20 2018 BY: Jessi Stone 9:51am

Page 1 of 8 pages

Controlled Document – Asbestos COC – R2 – 1/12/2010

717 Myrtle Avenue
Monrovia, CA 91016-3500
Tel.: (626) 930-1200
Fax: (626)930-1212

Converse Consultants 141801747

BULK SAMPLE LOG

Project Name: SBCUSD/Pacific High School

Collected By: AR

Project No.: 18-16-105-02

Date: April 12, 2018

HOMOGENEOUS MATERIAL: Exterior Stucco - Tan/Gray

Sample Number	Location	Area Sq. Ft.	Condition
Bldg. D-07	Rm D5 - N. West	5,500 ft	Good
Bldg D-08	Rm D7 - South	↓	↓
Bldg. D-09	Rm D9 - N. East	↓	↓

Friability:	Friable	Non-Friable	
Potential for Contact with Material:	High	Moderate	Low
Influence of Vibration:	High	Moderate	Low
Potential for Air Erosion:	High	Moderate	Low
Damage Assessment:	Good	Damaged	Significantly Damaged

COMMENTS: Bldg. D Exterior

CHAIN OF CUSTODY

Relinquished By:	L R	Time:		Date:	4-12-18
Received By:	L Sanata	Time:		Date:	04.12.18
Relinquished By:	L Sanata	Time:		Date:	04.12.18
Received By:		Time:		Date:	

Page 1 of 7

Converse Consultants 141801747

717 Myrtle Avenue
Monrovia, CA 91016-3500
Tel.: (626) 930-1200
Fax: (626)930-1212

BULK SAMPLE LOG

Project Name: SBCUSD/Pacific High School

Collected By: NSE/LAT

Project No.: 18-16-105-02

Date: April 14, 2018

HOMOGENEOUS MATERIAL: Plaster

Sample Number	Location	Area Sq. Ft.	Condition
D-53	D2 east wall		GOOD
-54	D3 N wall		
-55	D4 S wall		
-56	D5 S "		
-57	D7 N "		
-58	D9 S "		
-59	D2 ceiling		

Friability:	Friable	Non-Friable	
Potential for Contact with Material:	High	Moderate	Low
Influence of Vibration:	High	Moderate	Low
Potential for Air Erosion:	High	Moderate	Low
Damage Assessment:	Good	Damaged	Significantly Damaged

COMMENTS:

Fiberglass CTS

Transite pipe ODS over ceiling of D2

CHAIN OF CUSTODY

Relinquished By: L Sanale Time: Date: 04.14.18
Received By: Time: Date:
Relinquished By: Time: Date:
Received By: Time: Date:

Page 3 of 7

Converse Consultants 141801747

717 Myrtle Avenue
Monrovia, CA 91016-3500
Tel.: (626) 930-1200
Fax: (626)930-1212

BULK SAMPLE LOG

Project Name: SBCUSD/Pacific High School Collected By: LAT

Project No.: 18-16-105-02 Date: April 14, 2018

HOMOGENEOUS MATERIAL: Black counter tops

Sample Number	Location	Area Sq. Ft.	Condition
D-50	D2		GOOD
51	↓		
↓ 52	↓		

Friability:	Friable	Non-Friable	
Potential for Contact with Material:	High	Moderate	Low
Influence of Vibration:	High	Moderate	Low
Potential for Air Erosion:	High	Moderate	Low
Damage Assessment:	Good	Damaged	Significantly Damaged

COMMENTS:

D BLDG - All classrooms have same 12X12 VFT. Not per previous report

Also in D1 & D3 Baseboard Mastic - non suspe

(*) 6 TSI elbows over Girls RR (W wing) - goes to double door room

CHAIN OF CUSTODY

Relinquished By: L Sanafa Time: ____ Date: 04.17.18
Received By: ____ Time: ____ Date: ____
Relinquished By: ____ Time: ____ Date: ____
Received By: ____ Time: ____ Date: ____

Page 2 of 7

717 Myrtle Avenue
Monrovia, CA 91016-3500
Tel.: (626) 930-1200
Fax: (626)930-1212

Converse Consultants 141801747

BULK SAMPLE LOG

Project Name: SBCUSD/Pacific High School

Collected By: AR

Project No.: 18-16-105-02

Date: April 14, 2018

HOMOGENEOUS MATERIAL: Blown in Insul

Sample Number	Location	Area Sq. Ft.	Condition
D 60	Boys RR NE		
D-61	Girls RR N		
D-62			

Friability:	Friable	Non-Friable	
Potential for Contact with Material:	High	Moderate	Low
Influence of Vibration:	High	Moderate	Low
Potential for Air Erosion:	High	Moderate	Low
Damage Assessment:	Good	Damaged	Significantly Damaged

COMMENTS:

CHAIN OF CUSTODY

Relinquished By: L Sanchez Time: Date: 04.18.18
Received By: Time: Date:
Relinquished By: Time: Date:
Received By: Time: Date:

Page 4 of 7

Converse Consultants 141801747

717 Myrtle Avenue
Monrovia, CA 91016-3500
Tel.: (626) 930-1200
Fax: (626)930-1212

BULK SAMPLE LOG

Project Name: SBCUSD/Pacific High School

Collected By: AR

Project No.: 18-16-105-02

Date: April 14, 2018

HOMOGENEOUS MATERIAL: Drywall/ JT Comp

Sample Number	Location	Area Sq. Ft.	Condition
D-63	Ceilings Boy RR		
64	Girls RR N		
65	Girls NW		
~~66~~	~~D4~~		
~~67~~	NOT sampled LAT		

Friability:	Friable	Non-Friable	
Potential for Contact with Material:	High	Moderate	Low
Influence of Vibration:	High	Moderate	Low
Potential for Air Erosion:	High	Moderate	Low
Damage Assessment:	Good	Damaged	Significantly Damaged

COMMENTS:

CHAIN OF CUSTODY

Relinquished By: L Sanala Time: Date: 04·17·18

Received By: Time: Date:

Relinquished By: Time: Date:

Received By: Time: Date:

Converse Consultants 141801747

717 Myrtle Avenue
Monrovia, CA 91016-3500
Tel.: (626) 930-1200
Fax: (626)930-1212

BULK SAMPLE LOG

Project Name: SBCUSD/Pacific High School Collected By: AR

Project No.: 18-16-105-02 Date: April 14, 2018

HOMOGENEOUS MATERIAL: Drywall (unfinished)

Sample Number	Location	Area Sq. Ft.	Condition
D-66	RM D4	150	GOOD
D67	↓		
D67-A			

Friability:	Friable	Non-Friable	
Potential for Contact with Material:	High	Moderate	Low
Influence of Vibration:	High	Moderate	Low
Potential for Air Erosion:	High	Moderate	Low
Damage Assessment:	Good	Damaged	Significantly Damaged

COMMENTS: Above Ceiling only

CHAIN OF CUSTODY

Relinquished By: L Sanda Time: Date: 04-17-18
Received By: Time: Date:
Relinquished By: Time: Date:
Received By: Time: Date:

Page 4 of 7

717 Myrtle Avenue
Monrovia, CA 91016-3500
Tel.: (626) 930-1200
Fax: (626)930-1212

Converse Consultants 141801747

BULK SAMPLE LOG

Project Name: SBCUSD/Pacific High School

Collected By: AR

Project No.: 18-16-105-02

Date: April 14, 2018

HOMOGENEOUS MATERIAL: Barrier Paper

Sample Number	Location	Area Sq. Ft.	Condition
D-68	D4 west above cell	R5	GOOD
-69	↓		
-70			

Friability:	Friable	Non-Friable	
Potential for Contact with Material:	High	Moderate	Low
Influence of Vibration:	High	Moderate	Low
Potential for Air Erosion:	High	Moderate	Low
Damage Assessment:	Good	Damaged	Significantly Damaged

COMMENTS:

CHAIN OF CUSTODY

Relinquished By: L Sanak Time: Date: 04.17.18
Received By: Time: Date:
Relinquished By: Time: Date:
Received By: Time: Date:

LA Testing

520 Mission Street South Pasadena, CA 91030

Tel/Fax: (323) 254-9960 / (323) 254-9982

http://www.LATesting.com / pasadenalab@latesting.com

LA Testing Order: 321808747
Customer ID: 32CONV56
Customer PO: 18-16-105-02
Project ID:

Attention: Laura Tanaka
Converse Consultants
717 S Myrtle Avenue
Monrovia, CA 91016

Project: 18-16-105-02

Phone: (626) 930-1200
Fax: (626) 930-1212
Received Date: 04/11/2018 12:50 PM
Analysis Date: 04/18/2018
Collected Date: 04/06/2018

Test Report: Asbestos Analysis of Bulk Materials via EPA 600/R-93/116 Method using Polarized Light Microscopy

			Non-Asbestos		Asbestos
Sample	**Description**	**Appearance**	**% Fibrous**	**% Non-Fibrous**	**% Type**
D-01-Roofing 1 *321808747-0001*	East D bldg, pitched roof W edge	Black Fibrous Homogeneous	10% Glass	90% Non-fibrous (Other)	None Detected
D-01-Roofing 2 *321808747-0001A*	East D bldg, pitched roof W edge	Black Fibrous Homogeneous	20% Cellulose	80% Non-fibrous (Other)	None Detected
D-02-Roofing 1 *321808747-0002*	East D bldg, pitched roof Center pad	Gray/Black Fibrous Heterogeneous	20% Synthetic	80% Non-fibrous (Other)	None Detected
D-02-Roofing 2 *321808747-0002A*	East D bldg, pitched roof Center pad	Black Fibrous Homogeneous	10% Glass	90% Non-fibrous (Other)	None Detected
D-02-Insulation *321808747-0002B*	East D bldg, pitched roof Center pad	Brown Fibrous Homogeneous	50% Cellulose	30% Perlite 20% Non-fibrous (Other)	None Detected
D-03-Roofing 1-Thick *321808747-0003*	East D bldg, E flat roof S	Black Fibrous Homogeneous	10% Glass	90% Non-fibrous (Other)	None Detected
D-03-Roofing 2-Thin *321808747-0003A*	East D bldg, E flat roof S	Black Fibrous Homogeneous	10% Glass	90% Non-fibrous (Other)	None Detected
D-03-Roofing 3 *321808747-0003B*	East D bldg, E flat roof S	Brown/Black Non-Fibrous Homogeneous	10% Cellulose	90% Non-fibrous (Other)	None Detected
D-04 *321808747-0004*	East D bldg, pitched roof W	Gray/Black Fibrous Homogeneous		90% Non-fibrous (Other)	10% Chrysotile
D-05 *321808747-0005*	East D bldg, pitched roof center pad	Gray/Black Fibrous Homogeneous		90% Non-fibrous (Other)	10% Chrysotile
D-06 *321808747-0006*	East D bldg, E flat roof S	Gray/Black Fibrous Homogeneous		90% Non-fibrous (Other)	10% Chrysotile

Analyst(s)

Julie Vong (7)
Kieu-anh Pham Duong (4)

Jerry Drapala Ph.D, Laboratory Manager
or Other Approved Signatory

EMSL maintains liability limited to cost of analysis. This report relates only to the samples reported and may not be reproduced, except in full, without written approval by EMSL. EMSL bears no responsibility for sample collection activities or analytical method limitations. Interpretation and use of test results are the responsibility of the client. This report must not be used by the client to claim product certification, approval, or endorsement by NVLAP, NIST or any agency of the federal government. Non-friable organically bound materials present a problem matrix and therefore EMSL recommends gravimetric reduction prior to analysis. Samples received in good condition unless otherwise noted. Estimated accuracy, precision and uncertainty data available upon request. Unless requested by the client, building materials manufactured with multiple layers (i.e. linoleum, wallboard, etc.) are reported as a single sample. Reporting limit is 1%

Samples analyzed by LA Testing South Pasadena, CA NVLAP Lab Code 200232-0, CA ELAP 2283

Initial report from: 04/18/2018 12:49:36

LA Testing
520 Mission Street South Pasadena, CA 91030
Tel/Fax: (323) 254-9960 / (323) 254-9982
http://www.LATesting.com / pasadenalab@latesting.com

LA Testing Order: 321808747
Customer ID: 32CONV56
Customer PO: 18-16-105-02
Project ID:

Attention: Laura Tanaka
Converse Consultants
717 S Myrtle Avenue
Monrovia, CA 91016

Project: 18-16-105-02

Phone: (626) 930-1200
Fax: (626) 930-1212
Received Date: 04/11/2018 12:50 PM
Analysis Date: 04/24/2018
Collected Date: 04/06/2018

Test Report: Asbestos Analysis of Non-Friable Organically Bound Materials by TEM via EPA/600/R-93/116 Section 2.5.5.1

Sample ID	Description	Appearance	% Matrix Material	% Non-Asbestos Fibers	Asbestos Types
D-01-Roofing 1 *321808747-0001*	East D bldg, pitched roof W edge	Black Fibrous Homogeneous	100	None	<0.10% Chrysotile

Analyst(s)

Feng Liang (1)

Jerry Drapala Ph.D, Laboratory Manager
or other approved signatory

This laboratory is not responsible for % asbestos in total sample when the residue only is submitted for analysis. The above report relates only to the items tested. This report may not be reproduced, except in full, without written approval by EMSL Analytical, Inc. Samples received in good condition unless otherwise noted. Unless requested by the client, building materials manufactured with multiple layers (i.e. linoleum, wallboard, etc.) are reported as a single sample.

Samples analyzed by LA Testing South Pasadena, CA

Initial report from: 04/24/2018 21:20:10

LA Testing

520 Mission Street South Pasadena, CA 91030

Tel/Fax: (323) 254-9960 / (323) 254-9982

http://www.LATesting.com / pasadenalab@latesting.com

LA Testing Order: 321808751
Customer ID: 32CONV56
Customer PO:
Project ID:

Attention: Laura Tanaka
Converse Consultants
717 S Myrtle Avenue
Monrovia, CA 91016

Project: 18-16-105-02

Phone: (626) 930-1200
Fax: (626) 930-1212
Received Date: 04/11/2018 12:50 PM
Analysis Date: 04/20/2018
Collected Date: 04/05/2018

Test Report: Asbestos Analysis of Bulk Materials via EPA 600/R-93/116 Method using Polarized Light Microscopy

			Non-Asbestos		Asbestos
Sample	**Description**	**Appearance**	**% Fibrous**	**% Non-Fibrous**	**% Type**
I-01 *321808751-0001*	North I Bldg, I6 Roof, SE	Tan Non-Fibrous Homogeneous		100% Non-fibrous (Other)	None Detected
I-02 *321808751-0002*	North I Bldg, I7 Roof, S	Gray/Tan Non-Fibrous Homogeneous		100% Non-fibrous (Other)	None Detected
I-03 *321808751-0003*	North I Bldg, I8 Roof S	Gray/Black Fibrous Homogeneous		95% Non-fibrous (Other)	5% Chrysotile
I-04 *321808751-0004* *Paper and gypsum layers included in analysis.*	North I Bldg, I7, East Wall, N	Brown/White Fibrous Homogeneous	14% Cellulose	86% Non-fibrous (Other)	None Detected
I-05 *321808751-0005* *Paper and gypsum layers included in analysis.*	North I Bldg, I8, East Wall, N	Brown/White Fibrous Homogeneous	14% Cellulose	86% Non-fibrous (Other)	None Detected
I-06 *321808751-0006* *Paper and gypsum layers included in analysis.*	North I Bldg, I9, West Wall, N	Brown/White Fibrous Homogeneous	12% Cellulose	88% Non-fibrous (Other)	None Detected

Analyst(s)
Shauna Strnad (6)

Jerry Drapala Ph.D, Laboratory Manager
or Other Approved Signatory

EMSL maintains liability limited to cost of analysis. This report relates only to the samples reported and may not be reproduced, except in full, without written approval by EMSL. EMSL bears no responsibility for sample collection activities or analytical method limitations. Interpretation and use of test results are the responsibility of the client. This report must not be used by the client to claim product certification, approval, or endorsement by NVLAP, NIST or any agency of the federal government . Non-friable organically bound materials present a problem matrix and therefore EMSL recommends gravimetric reduction prior to analysis. Samples received in good condition unless otherwise noted. Estimated accuracy, precision and uncertainty data available upon request. Unless requested by the client, building materials manufactured with multiple layers (i.e. linoleum, wallboard, etc.) are reported as a single sample. Reporting limit is 1%

Samples analyzed by EMSL Analytical, Inc. Depew, NY

Initial report from: 04/20/2018 15:53:51

Asbestos Chain of Custody

LA Testing Order Number *(Lab Use Only)*:

#321808751

LA TESTING
520 MISSION STREET
S. PASADENA, CA 91030
PHONE: (323) 254-9960
FAX: (323) 254-9982

Company : Converse Consultants	**LA Testing-Bill to:** ☒ Same ☐ Different If Bill to is Different note instructions in Comments**
Street: 717 S Myrtle Avenue	*Third Party Billing requires written authorization from third party*
City: Monrovia / **State/Province: CA**	**Zip/Postal Code: 91061** / **Country: USA**
Report To (Name): Laura Tanaka	**Fax #:**
Telephone #: 626-804-3422	**Email Address: ltanaka@converseconsultants.com**
Project Name/Number: 18-16-105-02	
Please Provide Results: ☐ Fax ☒ Email	**Purchase Order: 18-16-105-02** / **U.S. State Samples Taken: CA**

Turnaround Time (TAT) Options* – Please Check

☐ 3 Hour ☐ 6 Hour ☐ 24 Hour ☐ 48 Hour ☐ 72 Hour ☐ 96 Hour ☒ 1 Week ☐ 2 Week

**For TEM Air 3 hours through 6 hours, please call ahead to schedule.*There is a premium charge for 3 Hour TEM AHERA or EPA Level II TAT. You will be asked to sign an authorization form for this service. Analysis completed in accordance with LA Testing's Terms and Conditions located in the Analytical Price Guide.*

PCM - Air
- ☐ NIOSH 7400
- ☐ w/ OSHA 8hr. TWA

PLM - Bulk (reporting limit)
- ☒ PLM EPA 600/R-93/116 (<1%)
- ☐ PLM EPA NOB (<1%)

Point Count
- ☐ 400 (<0.25%) ☐ 1000 (<0.1%)

Point Count w/Gravimetric
- ☐ 400 (<0.25%) ☐ 1000 (<0.1%)
- ☐ NYS 198.1 (friable in NY)
- ☐ NYS 198.6 NOB (non-friable-NY)
- ☐ NIOSH 9002 (<1%)

TEM – Air ☐ **4-4.5hr TAT (AHERA only)**
- ☐ AHERA 40 CFR, Part 763
- ☐ NIOSH 7402
- ☐ EPA Level II
- ☐ ISO 10312

TEM - Bulk
- ☐ TEM EPA NOB
- ☐ NYS NOB 198.4 (non-friable-NY)
- ☐ Chatfield SOP
- ☐ TEM Mass Analysis-EPA 600 sec. 2.5

TEM – Water: EPA 100.2
- Fibers >10µm ☐ Waste ☐ Drinking
- All Fiber Sizes ☐ Waste ☐ Drinking

TEM- Dust
- ☐ Microvac - ASTM D 5755
- ☐ Wipe - ASTM D6480
- ☐ Carpet Sonication (EPA 600/J-93/167)

Soil/Rock/Vermiculite
- ☐ PLM CARB 435 - A (0.25% sensitivity)
- ☐ PLM CARB 435 - B (0.1% sensitivity)
- ☐ TEM CARB 435 - B (0.1% sensitivity)
- ☐ TEM CARB 435 - C (0.01% sensitivity)
- ☐ EPA Protocol (Semi-Quantitative)
- ☐ EPA Protocol (Quantitative)

Other:
- ☐

☐ **Check For Positive Stop – Clearly Identify Homogenous Group**

Samplers Name: **Samplers Signature:**

Sample #	Sample Description	Volume/Area (Air) HA # (Bulk)	Date/Time Sampled
	SEE ATTACHED		

Client Sample # (s): I-01-06 - **Total # of Samples:** 6

Relinquished (Client): L Sandoz **Date:** 04-11-18 **Time:**

Received (Lab): T. for (PU) **Date:** 4-11-18 **Time:** 12:50pm

Comments/Special Instructions:

Page 1 of 3 pages

#321808751

Converse Consultants
717 Myrtle Avenue
Monrovia, CA 91016-3500
Tel.: (626) 930-1200
Fax: (626)930-1212

BULK SAMPLE LOG

Project Name: SBCUSD/Pacific High School

Collected By: RDS

Project No.: 18-16-105-02

Date: April 05, 2018

HOMOGENEOUS MATERIAL: Roof Mastic

Sample Number	Location	Area Sq. Ft.	Condition
I-01	North I Bldg, I6 Roof, SE	170	Good
I-02	, I7 Roof, S	↓	↓
I-03	, I8 Roof, S	↓	↓

Friability:	Friable	Non-Friable	
Potential for Contact with Material:	High	Moderate	Low
Influence of Vibration:	High	Moderate	Low
Potential for Air Erosion:	High	Moderate	Low
Damage Assessment:	Good	Damaged	Significantly Damaged

COMMENTS: Several colors of mastic mixed together

CHAIN OF CUSTODY

Relinquished By: [signature] Time: 1930 Date: 04/06/18
Received By: Time: Date:
Relinquished By: Time: Date:
Received By: Time: Date:

Page 12 of 24

#321808751

Converse Consultants

717 Myrtle Avenue
Monrovia, CA 91016-3500
Tel.: (626) 930-1200
Fax: (626)930-1212

BULK SAMPLE LOG

Project Name: SBCUSD/Pacific High School

Collected By: RDS

Project No.: 18-16-105-02

Date: April 05, 2018

HOMOGENEOUS MATERIAL: Drywall (no joint Compound)

Sample Number	Location	Area Sq. Ft.	Condition
I-04	North I Bldg, I7, East Wall, N	4,800	Good
I-05	, I8, East Wall, N	↓	↓
I-06	, I9, West Wall, N	↓	↓

Friability:	Friable	Non-Friable	
Potential for Contact with Material:	High	Moderate	Low
Influence of Vibration:	High	Moderate	Low
Potential for Air Erosion:	High	Moderate	Low
Damage Assessment:	Good	Damaged	Significantly Damaged

COMMENTS: Behind wood-and-fabric walls
Ceilings are fiberglass 2x4' ceiling tiles
Carpet mastic and baseboard mastic are non-suspect

CHAIN OF CUSTODY

Relinquished By: [signature] Time: 1930 Date: 04/06/18
Received By: Time: Date:
Relinquished By: Time: Date:
Received By: Time: Date:

Page ~~13~~ of ~~24~~
2 of 2

OrderID: 321808751

Asbestos Chain of Custody

LA Testing Order Number (*Lab Use Only*):

#321808751

LA TESTING
520 MISSION STREET
S. PASADENA, CA 91030
PHONE: (323) 254-9960
FAX: (323) 254-9982

Company : Converse Consultants	**LA Testing-Bill to:** ☒ Same ☐ Different If Bill to is Different note instructions in Comments**
Street: 717 S Myrtle Avenue	*Third Party Billing requires written authorization from third party*
City: Monrovia / **State/Province: CA**	**Zip/Postal Code: 91061** / **Country: USA**
Report To (Name): Laura Tanaka	**Fax #:**
Telephone #: 626-804-3422	**Email Address: ltanaka@converseconsultants.com**
Project Name/Number: 18-16-105-02	
Please Provide Results: ☐ Fax ☒ Email	**Purchase Order: 18-16-105-02** / **U.S. State Samples Taken: CA**

Turnaround Time (TAT) Options* – Please Check

☐ 3 Hour ☐ 6 Hour ☐ 24 Hour ☐ 48 Hour ☐ 72 Hour ☐ 96 Hour ☒ 1 Week ☐ 2 Week

**For TEM Air 3 hours through 6 hours, please call ahead to schedule.*There is a premium charge for 3 Hour TEM AHERA or EPA Level II TAT. You will be asked to sign an authorization form for this service. Analysis completed in accordance with LA Testing's Terms and Conditions located in the Analytical Price Guide.*

PCM - Air
- ☐ NIOSH 7400
- ☐ w/ OSHA 8hr. TWA

PLM - Bulk (reporting limit)
- ☒ PLM EPA 600/R-93/116 (<1%)
- ☐ PLM EPA NOB (<1%)

Point Count
- ☐ 400 (<0.25%) ☐ 1000 (<0.1%)

Point Count w/Gravimetric
- ☐ 400 (<0.25%) ☐ 1000 (<0.1%)
- ☐ NYS 198.1 (friable in NY)
- ☐ NYS 198.6 NOB (non-friable-NY)
- ☐ NIOSH 9002 (<1%)

TEM – Air ☐ **4-4.5hr TAT** (AHERA only)
- ☐ AHERA 40 CFR, Part 763
- ☐ NIOSH 7402
- ☐ EPA Level II
- ☐ ISO 10312

TEM - Bulk
- ☐ TEM EPA NOB
- ☐ NYS NOB 198.4 (non-friable-NY)
- ☐ Chatfield SOP
- ☐ TEM Mass Analysis-EPA 600 sec. 2.5

TEM – Water: EPA 100.2
- Fibers >10µm ☐ Waste ☐ Drinking
- All Fiber Sizes ☐ Waste ☐ Drinking

TEM- Dust
- ☐ Microvac - ASTM D 5755
- ☐ Wipe - ASTM D6480
- ☐ Carpet Sonication (EPA 600/J-93/167)

Soil/Rock/Vermiculite
- ☐ PLM CARB 435 - A (0.25% sensitivity)
- ☐ PLM CARB 435 - B (0.1% sensitivity)
- ☐ TEM CARB 435 - B (0.1% sensitivity)
- ☐ TEM CARB 435 - C (0.01% sensitivity)
- ☐ EPA Protocol (Semi-Quantitative)
- ☐ EPA Protocol (Quantitative)

Other:
- ☐

☐ **Check For Positive Stop – Clearly Identify Homogenous Group**

Samplers Name: **Samplers Signature:**

Sample #	Sample Description	Volume/Area (Air) HA # (Bulk)	Date/Time Sampled
	SEE ATTACHED		

Client Sample # (s): I-01-06 - **Total # of Samples:** 6

Relinquished (Client): L Sandborn **Date:** 04-11-18 **Time:**

Received (Lab): T. for (PU) **Date:** 4-11-18 **Time:** 12:50pm

Comments/Special Instructions:

RECEIVED APR 20 2018 BY: Jessica Stone

Fedex 9:51am

Page 1 of 3 pages

Controlled Document – Asbestos COC – R2 – 1/12/2010

#321808751

Converse Consultants

717 Myrtle Avenue
Monrovia, CA 91016-3500
Tel.: (626) 930-1200
Fax: (626)930-1212

BULK SAMPLE LOG

Project Name: SBCUSD/Pacific High School

Collected By: RDS

Project No.: 18-16-105-02

Date: April 05, 2018

HOMOGENEOUS MATERIAL: Roof Mastic

Sample Number	Location	Area Sq. Ft.	Condition
I-01	North I Bldg, I6 Roof, SE	170	Good
I-02	, I7 Roof, S	↓	↓
I-03	, I8 Roof, S	↓	↓

Friability:	Friable	Non-Friable	
Potential for Contact with Material:	High	Moderate	Low
Influence of Vibration:	High	Moderate	Low
Potential for Air Erosion:	High	Moderate	Low
Damage Assessment:	Good	Damaged	Significantly Damaged

COMMENTS: Several colors of mastic mixed together

CHAIN OF CUSTODY

Relinquished By: [signature] Time: 1930 Date: 04/06/18
Received By: Time: Date:
Relinquished By: Time: Date:
Received By: Time: Date:

Page 12 of 24

#321808751

Converse Consultants

717 Myrtle Avenue
Monrovia, CA 91016-3500
Tel.: (626) 930-1200
Fax: (626)930-1212

BULK SAMPLE LOG

Project Name: SBCUSD/Pacific High School

Collected By: RDS

Project No.: 18-16-105-02

Date: April 05, 2018

HOMOGENEOUS MATERIAL: Drywall (no joint Compound)

Sample Number	Location	Area Sq. Ft.	Condition
I-04	North I Bldg, I7, East Wall, N	4,800	Good
I-05	↓ , I8, East Wall, N	↓	↓
I-06	↓ , I9, West Wall, N	↓	↓

Friability:	Friable	Non-Friable	
Potential for Contact with Material:	High	Moderate	Low
Influence of Vibration:	High	Moderate	Low
Potential for Air Erosion:	High	Moderate	Low
Damage Assessment:	Good	Damaged	Significantly Damaged

COMMENTS: Behind wood-and-fabric walls
Ceilings are fiberglass 2x4' ceiling tiles
Carpet mastic and baseboard mastic are non-suspect

CHAIN OF CUSTODY

Relinquished By: [signature] Time: 1930 Date: 04/06/18
Received By: Time: Date:
Relinquished By: Time: Date:
Received By: Time: Date:

Page ~~13~~ of ~~24~~
2 of 2

LA Testing

520 Mission Street South Pasadena, CA 91030

Tel/Fax: (323) 254-9960 / (323) 254-9982

http://www.LATesting.com / pasadenalab@latesting.com

LA Testing Order: 321808219
Customer ID: 32CONV56
Customer PO: 18-16-105-02
Project ID:

Attention: Laura Tanaka
Converse Consultants
717 S Myrtle Avenue
Monrovia, CA 91016

Project: 18-16-105-02

Phone: (626) 930-1200
Fax: (626) 930-1212
Received Date: 04/06/2018 4:00 PM
Analysis Date: 04/13/2018
Collected Date: 04/02/2018

Test Report: Asbestos Analysis of Bulk Materials via EPA 600/R-93/116 Method using Polarized Light Microscopy

			Non-Asbestos		Asbestos
Sample	**Description**	**Appearance**	**% Fibrous**	**% Non-Fibrous**	**% Type**
K-01-Roofing-1 *321808219-0001*	Bldg K, upper roof SW - Roof core	Black Fibrous Homogeneous	20% Glass	80% Non-fibrous (Other)	None Detected
K-01-Roofing-2 *321808219-0001A*	Bldg K, upper roof SW - Roof core	Black Fibrous Homogeneous	20% Glass	80% Non-fibrous (Other)	None Detected
K-01-Roofing-3 *321808219-0001B*	Bldg K, upper roof SW - Roof core	Black Fibrous Homogeneous	30% Cellulose	70% Non-fibrous (Other)	None Detected
K-01-Roofing-4 *321808219-0001C*	Bldg K, upper roof SW - Roof core	Black Fibrous Homogeneous	20% Glass	80% Non-fibrous (Other)	None Detected
K-01-Roofing-5 *321808219-0001D*	Bldg K, upper roof SW - Roof core	Black Fibrous Homogeneous	30% Cellulose	70% Non-fibrous (Other)	None Detected
K-01-Roofing-6 *321808219-0001E*	Bldg K, upper roof SW - Roof core	Black Non-Fibrous Homogeneous	20% Glass	80% Non-fibrous (Other)	None Detected
K-01- Mastic *321808219-0001F*	Bldg K, upper roof SW - Roof core	Black Non-Fibrous Homogeneous		100% Non-fibrous (Other)	None Detected
K-02-Roofing-1 *321808219-0002*	Bldg K, lower roof SE - Roof core	Black/Yellow Fibrous Homogeneous	20% Glass	80% Non-fibrous (Other)	None Detected
K-02-Roofing-2 *321808219-0002A*	Bldg K, lower roof SE - Roof core	Black Fibrous Homogeneous	20% Glass	80% Non-fibrous (Other)	None Detected
K-02-Roofing-3 *321808219-0002B*	Bldg K, lower roof SE - Roof core	Black Fibrous Homogeneous	20% Glass	80% Non-fibrous (Other)	None Detected
K-02-Roofing-4 *321808219-0002C*	Bldg K, lower roof SE - Roof core	Black Fibrous Homogeneous	20% Glass	80% Non-fibrous (Other)	None Detected
K-02-Roofing-5 *321808219-0002D*	Bldg K, lower roof SE - Roof core	Black Fibrous Homogeneous	20% Glass	80% Non-fibrous (Other)	None Detected
K-02-Roofing-6 *321808219-0002E*	Bldg K, lower roof SE - Roof core	Black Fibrous Homogeneous	30% Cellulose	70% Non-fibrous (Other)	None Detected
K-02-Mastic *321808219-0002F*	Bldg K, lower roof SE - Roof core	Black Non-Fibrous Homogeneous		100% Non-fibrous (Other)	None Detected
K-03-Roofing 1 *321808219-0003*	Bldg K, lower roof NW - Roof core	Black Non-Fibrous Homogeneous	20% Cellulose	80% Non-fibrous (Other)	None Detected
K-03-Roofing 2 *321808219-0003A*	Bldg K, lower roof NW - Roof core	Black Non-Fibrous Homogeneous	20% Glass	80% Non-fibrous (Other)	None Detected

Initial report from: 04/13/2018 14:35:00

LA Testing
520 Mission Street South Pasadena, CA 91030
Tel/Fax: (323) 254-9960 / (323) 254-9982
http://www.LATesting.com / pasadenalab@latesting.com

LA Testing Order: 321808219
Customer ID: 32CONV56
Customer PO: 18-16-105-02
Project ID:

Test Report: Asbestos Analysis of Bulk Materials via EPA 600/R-93/116 Method using Polarized Light Microscopy

			Non-Asbestos		Asbestos
Sample	**Description**	**Appearance**	**% Fibrous**	**% Non-Fibrous**	**% Type**
K-03-Roofing 3 *321808219-0003B*	Bldg K, lower roof NW - Roof core	Black Fibrous Homogeneous	20% Glass	80% Non-fibrous (Other)	None Detected
K-03-Roofing 4 *321808219-0003C*	Bldg K, lower roof NW - Roof core	Black Non-Fibrous Homogeneous	20% Glass	80% Non-fibrous (Other)	None Detected
K-04-Floor Tile *321808219-0004*	Reception - 12x12 VFT cream/ dk brw mottled w/black mastic	Beige Non-Fibrous Homogeneous		100% Non-fibrous (Other)	None Detected
K-04-Mastic *321808219-0004A*	Reception - 12x12 VFT cream/ dk brw mottled w/black mastic	Black Non-Fibrous Homogeneous		100% Non-fibrous (Other)	None Detected
K-05-Floor Tile *321808219-0005*	Hallway - 12x12 VFT cream/ dk brw mottled w/black mastic	Beige Non-Fibrous Homogeneous		100% Non-fibrous (Other)	None Detected
K-05-Mastic *321808219-0005A*	Hallway - 12x12 VFT cream/ dk brw mottled w/black mastic	Black Non-Fibrous Homogeneous		100% Non-fibrous (Other)	None Detected
K-06-Floor Tile *321808219-0006*	K2 storage - 12x12 VFT cream/ dk brw mottled w/black mastic	Tan Non-Fibrous Homogeneous		100% Non-fibrous (Other)	None Detected
K-06-Mastic *321808219-0006A*	K2 storage - 12x12 VFT cream/ dk brw mottled w/black mastic	Yellow Non-Fibrous Homogeneous		100% Non-fibrous (Other)	None Detected
K-07-Floor Tile *321808219-0007*	K3 - 12x12 VFT dk beige/wht/grey mottled w/black mastic	Beige Non-Fibrous Homogeneous		100% Non-fibrous (Other)	None Detected
K-07-Mastic *321808219-0007A*	K3 - 12x12 VFT dk beige/wht/grey mottled w/black mastic	Black Non-Fibrous Homogeneous		100% Non-fibrous (Other)	None Detected
K-08-Floor Tile *321808219-0008*	K3 kitchen - 12x12 VFT dk beige/wht/grey mottled w/black mastic	Beige Non-Fibrous Homogeneous		100% Non-fibrous (Other)	None Detected
K-08-Mastic *321808219-0008A*	K3 kitchen - 12x12 VFT dk beige/wht/grey mottled w/black mastic	Black Non-Fibrous Homogeneous		100% Non-fibrous (Other)	None Detected
K-09-Floor Tile *321808219-0009*	K2 storage - 12x12 VFT dk beige/wht/grey mottled w/black mastic	Tan Non-Fibrous Homogeneous		100% Non-fibrous (Other)	None Detected
K-09-Mastic *321808219-0009A*	K2 storage - 12x12 VFT dk beige/wht/grey mottled w/black mastic	Black Non-Fibrous Homogeneous		100% Non-fibrous (Other)	None Detected
K-10-Finish Coat *321808219-0010*	N wall - Ext stucco	White Non-Fibrous Homogeneous		100% Non-fibrous (Other)	None Detected

Initial report from: 04/13/2018 14:35:00

LA Testing
520 Mission Street South Pasadena, CA 91030
Tel/Fax: (323) 254-9960 / (323) 254-9982
http://www.LATesting.com / pasadenalab@latesting.com

LA Testing Order: 321808219
Customer ID: 32CONV56
Customer PO: 18-16-105-02
Project ID:

Test Report: Asbestos Analysis of Bulk Materials via EPA 600/R-93/116 Method using Polarized Light Microscopy

			Non-Asbestos		Asbestos
Sample	**Description**	**Appearance**	**% Fibrous**	**% Non-Fibrous**	**% Type**
K-10-Base Coat *321808219-0010A*	N wall - Ext stucco	Gray Non-Fibrous Homogeneous		100% Non-fibrous (Other)	None Detected
K-11-Finish Coat *321808219-0011*	E window - Ext stucco	White Non-Fibrous Homogeneous		100% Non-fibrous (Other)	None Detected
K-11-Base Coat *321808219-0011A*	E window - Ext stucco	Gray Non-Fibrous Homogeneous		100% Non-fibrous (Other)	None Detected
K-12-Finish Coat *321808219-0012*	S door - Ext stucco	Brown/Gray Non-Fibrous Homogeneous		100% Non-fibrous (Other)	None Detected
K-12-Base Coat 1 *321808219-0012A*	S door - Ext stucco	Gray Non-Fibrous Homogeneous		100% Non-fibrous (Other)	None Detected
K-13-Finish Coat *321808219-0013*	Bldg K, rm k-3 W wall - Wall plaster + skim coat	White/Beige Non-Fibrous Homogeneous		100% Non-fibrous (Other)	None Detected
K-13-Base Coat *321808219-0013A*	Bldg K, rm k-3 W wall - Wall plaster + skim coat	Beige Non-Fibrous Homogeneous		100% Non-fibrous (Other)	None Detected
K-14-Finish Coat *321808219-0014*	Bldg K, reception E wall - Wall plaster + skim coat	White Non-Fibrous Homogeneous		100% Non-fibrous (Other)	None Detected
K-14-Base Coat *321808219-0014A*	Bldg K, reception E wall - Wall plaster + skim coat	Gray Non-Fibrous Homogeneous		100% Non-fibrous (Other)	None Detected
K-15-Finish Coat *321808219-0015*	Bldg K, SE custodian N wall - Wall plaster + skim coat	White Non-Fibrous Homogeneous		100% Non-fibrous (Other)	None Detected
K-15-Base Coat 1 *321808219-0015A*	Bldg K, SE custodian N wall - Wall plaster + skim coat	Gray Non-Fibrous Homogeneous		100% Non-fibrous (Other)	None Detected
K-15-Base Coat2 *321808219-0015B*	Bldg K, SE custodian N wall - Wall plaster + skim coat	Gray Non-Fibrous Homogeneous		100% Non-fibrous (Other)	None Detected
K-15-Base Coat 3 *321808219-0015C*	Bldg K, SE custodian N wall - Wall plaster + skim coat	Tan Non-Fibrous Homogeneous		100% Non-fibrous (Other)	None Detected
K-16 *321808219-0016*	Bldg K, (later date) - Wall plaster + skim coat				Not Submitted
K-17 *321808219-0017*	Bldg K, (later date) - Wall plaster + skim coat				Not Submitted
K-18-Drywall *321808219-0018* *No Joint Compound present for analysis*	Bldg K, office W wall - Drywall walls + joint compound	Brown/White Fibrous Homogeneous	20% Cellulose	80% Non-fibrous (Other)	None Detected
K-19-Drywall *321808219-0019*	Bldg K, office hallway NE - Drywall walls + joint compound	Brown/White Fibrous Homogeneous	20% Cellulose	80% Non-fibrous (Other)	None Detected
K-19-Joint Compound *321808219-0019A*	Bldg K, office hallway NE - Drywall walls + joint compound	White Non-Fibrous Homogeneous		100% Non-fibrous (Other)	None Detected

Initial report from: 04/13/2018 14:35:00

LA Testing
520 Mission Street South Pasadena, CA 91030
Tel/Fax: (323) 254-9960 / (323) 254-9982
http://www.LATesting.com / pasadenalab@latesting.com

LA Testing Order: 321808219
Customer ID: 32CONV56
Customer PO: 18-16-105-02
Project ID:

Test Report: Asbestos Analysis of Bulk Materials via EPA 600/R-93/116 Method using Polarized Light Microscopy

			Non-Asbestos		Asbestos
Sample	**Description**	**Appearance**	**% Fibrous**	**% Non-Fibrous**	**% Type**
K-20-Drywall *321808219-0020*	Bldg K, k2 storage E wall - Drywall walls + joint compound	Brown/White Non-Fibrous Homogeneous	15% Cellulose	85% Non-fibrous (Other)	None Detected
K-20-Joint Compound *321808219-0020A*	Bldg K, k2 storage E wall - Drywall walls + joint compound	White Non-Fibrous Homogeneous		100% Non-fibrous (Other)	None Detected
K-20-Texture *321808219-0020B*	Bldg K, k2 storage E wall - Drywall walls + joint compound	Tan Non-Fibrous Homogeneous		100% Non-fibrous (Other)	None Detected
K-21 *321808219-0021*	Bldg K, (later date) - Drywall walls + joint compound				Not Submitted
K-22 *321808219-0022*	Bldg K, (later date) - Drywall walls + joint compound				Not Analyzed

Analyst(s)
Guillermo Hernandez (16)
Humberto Espinoza (34)

Jerry Drapala Ph.D, Laboratory Manager
or Other Approved Signatory

EMSL maintains liability limited to cost of analysis. This report relates only to the samples reported and may not be reproduced, except in full, without written approval by EMSL. EMSL bears no responsibility for sample collection activities or analytical method limitations. Interpretation and use of test results are the responsibility of the client. This report must not be used by the client to claim product certification, approval, or endorsement by NVLAP, NIST or any agency of the federal government. Non-friable organically bound materials present a problem matrix and therefore EMSL recommends gravimetric reduction prior to analysis. Samples received in good condition unless otherwise noted. Estimated accuracy, precision and uncertainty data available upon request. Unless requested by the client, building materials manufactured with multiple layers (i.e. linoleum, wallboard, etc.) are reported as a single sample. Reporting limit is 1%

Samples analyzed by LA Testing South Pasadena, CA NVLAP Lab Code 200232-0, CA ELAP 2283

Initial report from: 04/13/2018 14:35:00

OrderID: 321808219

Asbestos Chain of Custody

LA Testing Order Number *(Lab Use Only)*:

#321808219

LA TESTING
520 MISSION STREET
S. PASADENA, CA 91030
PHONE: (323) 254-9960
FAX: (323) 254-9982

Company : Converse Consultants	**LA Testing-Bill to:** ☒ Same ☐ Different If Bill to is Different note instructions in Comments** *Third Party Billing requires written authorization from third party*
Street: 717 S Myrtle Avenue	
City: Monrovia **State/Province: CA**	**Zip/Postal Code: 91061** **Country: USA**
Report To (Name): Laura Tanaka	**Fax #:**
Telephone #: 626-804-3422	**Email Address: ltanaka@converseconsultants.com**
Project Name/Number: 18-16-105-02	
Please Provide Results: ☐ Fax ☒ Email	**Purchase Order: 18-16-105-02** **U.S. State Samples Taken: CA**

Turnaround Time (TAT) Options* – Please Check

☐ 3 Hour ☐ 6 Hour ☐ 24 Hour ☐ 48 Hour ☐ 72 Hour ☐ 96 Hour ☒ 1 Week ☐ 2 Week

**For TEM Air 3 hours through 6 hours, please call ahead to schedule.*There is a premium charge for 3 Hour TEM AHERA or EPA Level II TAT. You will be asked to sign an authorization form for this service. Analysis completed in accordance with LA Testing's Terms and Conditions located in the Analytical Price Guide.*

PCM - Air
☐ NIOSH 7400
☐ w/ OSHA 8hr. TWA

PLM - Bulk (reporting limit)
☒ PLM EPA 600/R-93/116 (<1%)
☐ PLM EPA NOB (<1%)
Point Count
☐ 400 (<0.25%) ☐ 1000 (<0.1%)
Point Count w/Gravimetric
☐ 400 (<0.25%) ☐ 1000 (<0.1%)
☐ NYS 198.1 (friable in NY)
☐ NYS 198.6 NOB (non-friable-NY)
☐ NIOSH 9002 (<1%)

TEM – Air ☐ **4-4.5hr TAT** (AHERA only)
☐ AHERA 40 CFR, Part 763
☐ NIOSH 7402
☐ EPA Level II
☐ ISO 10312

TEM - Bulk
☐ TEM EPA NOB
☐ NYS NOB 198.4 (non-friable-NY)
☐ Chatfield SOP
☐ TEM Mass Analysis-EPA 600 sec. 2.5

TEM – Water: EPA 100.2
Fibers >10µm ☐ Waste ☐ Drinking
All Fiber Sizes ☐ Waste ☐ Drinking

TEM- Dust
☐ Microvac - ASTM D 5755
☐ Wipe - ASTM D6480
☐ Carpet Sonication (EPA 600/J-93/167)

Soil/Rock/Vermiculite
☐ PLM CARB 435 - A (0.25% sensitivity)
☐ PLM CARB 435 - B (0.1% sensitivity)
☐ TEM CARB 435 - B (0.1% sensitivity)
☐ TEM CARB 435 - C (0.01% sensitivity)
☐ EPA Protocol (Semi-Quantitative)
☐ EPA Protocol (Quantitative)

Other:
☐

☐ **Check For Positive Stop – Clearly Identify Homogenous Group**

Samplers Name: **Samplers Signature:**

Sample #	Sample Description	Volume/Area (Air) HA # (Bulk)	Date/Time Sampled
	SEE ATTACHED		
	BLDG K		

Client Sample # (s): - **Total # of Samples:** 22

Relinquished (Client): L Tanaka **Date:** 04-06-18 **Time:**

Received (Lab): G Makissock (PU) **Date:** 4/6/18 **Time:** 1600

Comments/Special Instructions:

Page 1 of 7 pages

Controlled Document – Asbestos COC – R2 – 1/12/2010

Converse Consultants

717 Myrtle Avenue
Monrovia, CA 91016-3500
Tel.: (626) 930-1200
Fax: (626)930-1212

#321808219

BULK SAMPLE LOG

Project Name: SBCUSD/Pacific High School

Collected By: RDS

Project No.: 18-16-105-02

Date: April 02, 2018

HOMOGENEOUS MATERIAL: Roof Core

Sample Number	Location	Area Sq. Ft.	Condition
K-01	Bldg K, Upper Roof, SW	5,400	Good
K-02	, Lower Roof, SE	↓	↓
K-03	, ↓ , NW	↓	↓

Friability:	Friable	Non-Friable	
Potential for Contact with Material:	High	Moderate	Low
Influence of Vibration:	High	Moderate	Low
Potential for Air Erosion:	High	Moderate	Low
Damage Assessment:	Good	Damaged	Significantly Damaged

COMMENTS: One transite pipe, 4" x 3': Upper roof, West
One transite pipe, 4" x 3': Lower roof, SW

CHAIN OF CUSTODY

Relinquished By: [signature] Time: 1900 Date: 04/04/18
Received By: Time: Date:
Relinquished By: Time: Date:
Received By: Time: Date:

Page 1 of ~~16~~ 6

Converse Consultants

717 Myrtle Avenue
Monrovia, CA 91016-3500
Tel.: (626) 930-1200
Fax: (626)930-1212

#321808219

BULK SAMPLE LOG

Project Name: SBCUSD/Pacific High School

Collected By: LAT

Project No.: 18-16-105-02

Date: April 2, 2018

HOMOGENEOUS MATERIAL: 12X12 VFT Cream / DK Brw mottled w/ Black mastic

Sample Number	Location	Area Sq. Ft.	Condition
K04	Reception	125	Good
K05	Hallway	400	"
K06	K2 Storage	150	"

Friability:	Friable	Non-Friable	
Potential for Contact with Material:	High	Moderate	Low
Influence of Vibration:	High	Moderate	Low
Potential for Air Erosion:	High	Moderate	Low
Damage Assessment:	Good	Damaged	Significantly Damaged

COMMENTS: BLDG K

Carpet in 3 offices of main Hallway - NOTHING underneath; concrete; OFFICE A - residual blk mastic visible

CHAIN OF CUSTODY

Relinquished By: Rob Stanfield Time: 1900 Date: 04/04/18
Received By: Time: Date:
Relinquished By: Time: Date:
Received By: Time: Date:

#321808219

Converse Consultants
717 Myrtle Avenue
Monrovia, CA 91016-3500
Tel.: (626) 930-1200
Fax: (626)930-1212

BULK SAMPLE LOG

Project Name: SBCUSD/Pacific High School Collected By: CAT

Project No.: 18-16-105-02 Date: April 2, 2018

HOMOGENEOUS MATERIAL: 12x12 VFT DK Beige / WHT / Grey mottled w/ Black Mastic

Sample Number	Location	Area Sq. Ft.	Condition
K07	K3	24 x 25	GOOD
K08	K3 Kitchen		↓
K09	K2 Storage	35	↓

Friability:	Friable	Non-Friable	
Potential for Contact with Material:	High	Moderate	Low
Influence of Vibration:	High	Moderate	Low
Potential for Air Erosion:	High	Moderate	Low
Damage Assessment:	Good	Damaged	Significantly Damaged

COMMENTS: BLDG K

12x12 DK Beige/WHT MOTTLED - K3 & K2 → FITTLE underneath carpet in K3 = 24x24'; entire K3 is VFT

12x12 cream / DK Brw mottled - Recpt, Hall, K2 STOR

OFFICES - carpet

Baseboards w/ VFT sampled = white / latex non suspect

CHAIN OF CUSTODY

Relinquished By: [signature] Time: 1900 Date: 04/04/18

Received By: Time: Date:

Relinquished By: Time: Date:

Received By: Time: Date:

Page 3 of ~~16~~ 6

#321808219

Converse Consultants
717 Myrtle Avenue
Monrovia, CA 91016-3500
Tel.: (626) 930-1200
Fax: (626)930-1212

BULK SAMPLE LOG

Project Name: SBCUSD/Pacific High School

Collected By: LAT

Project No.: 18-16-105-02

Date: April 2, 2018

HOMOGENEOUS MATERIAL: Ext. Stucco

Sample Number	Location	Area Sq. Ft.	Condition
K10	N wall	2500	GOOD
K11	E Window	↓	
K12	S door	↓	

Friability:	Friable	Non-Friable	
Potential for Contact with Material:	High	Moderate	Low
Influence of Vibration:	High	Moderate	Low
Potential for Air Erosion:	High	Moderate	Low
Damage Assessment:	Good	Damaged	Significantly Damaged

COMMENTS:

CHAIN OF CUSTODY

Relinquished By: [signature] Time: 1900 Date: 04/04/18
Received By: Time: Date:
Relinquished By: Time: Date:
Received By: Time: Date:

Page 4 of ~~16~~ 6

Converse Consultants

#321808219

717 Myrtle Avenue
Monrovia, CA 91016-3500
Tel.: (626) 930-1200
Fax: (626)930-1212

BULK SAMPLE LOG

Project Name: SBCUSD/Pacific High School

Collected By: RDS

Project No.: 18-16-105-02

Date: April 02, 2018

HOMOGENEOUS MATERIAL: Wall Plaster + Skim Coat

Sample Number	Location	Area Sq. Ft.	Condition
KM	Bldg K, Rm K-3, W wall		Good
K-14	↓, Reception, E Wall		Good
K-15	↓, SE Custodian, N wall		Damaged
K-16	(Later Date)		
K-17	(Later Date)		

Friability:	Friable	Non-Friable	
Potential for Contact with Material:	High	Moderate	Low
Influence of Vibration:	High	Moderate	Low
Potential for Air Erosion:	High	Moderate	Low
Damage Assessment:	Good	Damaged	Significantly Damaged

COMMENTS:

CHAIN OF CUSTODY

Relinquished By: Mal Stanfield Time: 1900 Date: 04/04/18
Received By: Time: Date:
Relinquished By: Time: Date:
Received By: Time: Date:

Page 5 of ~~16~~ 6

Converse Consultants

#321808219

717 Myrtle Avenue
Monrovia, CA 91016-3500
Tel.: (626) 930-1200
Fax: (626)930-1212

BULK SAMPLE LOG

Project Name: SBCUSD/Pacific High School

Collected By: RPS

Project No.: 18-16-105-02

Date: April 02, 2018

HOMOGENEOUS MATERIAL: Drywall Walls + Joint Compound

Sample Number	Location	Area Sq. Ft.	Condition
K-18	Bldg K, office, ~~E~~ W wall		Good
K-19	↓ , Office Hallway NE		
K-20	↓ , K2 Storage, E wall		
K-21	(Later Date)		
K-22	(Later Date)		

Friability:	Friable	Non-Friable	
Potential for Contact with Material:	High	Moderate	Low
Influence of Vibration:	High	Moderate	Low
Potential for Air Erosion:	High	Moderate	Low
Damage Assessment:	Good	Damaged	Significantly Damaged

COMMENTS:

Ceilings are 2 x 4 fiberglass Panels
More DW + JC above ceiling (walls)

CHAIN OF CUSTODY

Relinquished By:	Rol Stanfield	Time:	1900	Date:	04/04/18
Received By:		Time:		Date:	
Relinquished By:		Time:		Date:	
Received By:		Time:		Date:	

Page 6 of ~~16~~ 6

EMSL Analytical, Inc.

490 Rowley Road Depew, NY 14043
Tel/Fax: (716) 651-0030 / (716) 651-0394
http://www.EMSL.com / buffalolab@emsl.com

EMSL Order: 141801776
Customer ID: 32CONV56
Customer PO: 18-16-105-2
Project ID:

Attention: Laura Tanaka
Converse Consultants
717 S Myrtle Avenue
Monrovia, CA 91016

Phone: (626) 930-1200
Fax: (626) 930-1212
Received Date: 04/17/2018 3:00 PM
Analysis Date: 04/24/2018
Collected Date: 04/14/2018

Project: 18-16-105-2 / SBUSC/Pacific High School

Test Report: Asbestos Analysis of Bulk Materials via EPA 600/R-93/116 Method using Polarized Light Microscopy

			Non-Asbestos		Asbestos
Sample	**Description**	**Appearance**	**% Fibrous**	**% Non-Fibrous**	**% Type**
M-50 *141801776-0001*	End Center - Blown In Insul	Gray Fibrous Homogeneous	95% Min. Wool	5% Non-fibrous (Other)	None Detected
M-51 *141801776-0002*	End East - Blown In Insul	Gray Fibrous Homogeneous	95% Min. Wool	5% Non-fibrous (Other)	None Detected
M-52 *141801776-0003*	West - Blown In Insul	Gray Fibrous Homogeneous	95% Min. Wool	5% Non-fibrous (Other)	None Detected
M-53 *141801776-0004*	Center - Attic Debris	Gray Non-Fibrous Homogeneous		100% Non-fibrous (Other)	None Detected
M-54 *141801776-0005*	East - Attic Debris	Gray Non-Fibrous Homogeneous		100% Non-fibrous (Other)	None Detected
M-55 *141801776-0006*	West - Attic Debris	Gray Non-Fibrous Homogeneous		100% Non-fibrous (Other)	None Detected
M-56 *141801776-0007*	M2 W - Wall Mastic, Brown	Brown Non-Fibrous Homogeneous		100% Non-fibrous (Other)	None Detected
M-57 *141801776-0008*	M2 E - Wall Mastic, Brown	Brown Non-Fibrous Homogeneous		100% Non-fibrous (Other)	None Detected
M-58 *141801776-0009*	M1 W - Wall Mastic, Brown	Brown Non-Fibrous Homogeneous		100% Non-fibrous (Other)	None Detected
M-59 *141801776-0010* *Paper and gypsum layers included in analysis.*	M2 W - Drywall (unfinished)	Brown/Gray Fibrous Homogeneous	10% Cellulose	90% Non-fibrous (Other)	None Detected
M-60 *141801776-0011* *Paper and gypsum layers included in analysis.*	Attic 2 (M2 E) - Drywall (unfinished)	Gray Fibrous Homogeneous	10% Cellulose	90% Non-fibrous (Other)	None Detected
M-61 *141801776-0012* *Paper and gypsum layers included in analysis.*	M1 W - Drywall (unfinished)	Gray Fibrous Homogeneous	10% Cellulose	90% Non-fibrous (Other)	None Detected
M-62-Skim Coat *141801776-0013*	Women Staff RR Ceiling - Plaster	White Non-Fibrous Homogeneous		100% Non-fibrous (Other)	None Detected
M-62-Base Coat *141801776-0013A*	Women Staff RR Ceiling - Plaster	Gray Non-Fibrous Homogeneous		100% Non-fibrous (Other)	None Detected
M-63-Skim Coat *141801776-0014*	Men Staff RR NE Ceiling - Plaster	White Non-Fibrous Homogeneous		100% Non-fibrous (Other)	None Detected

Initial report from: 04/24/2018 13:41:17

EMSL Analytical, Inc.
490 Rowley Road Depew, NY 14043
Tel/Fax: (716) 651-0030 / (716) 651-0394
http://www.EMSL.com / buffalolab@emsl.com

EMSL Order: 141801776
Customer ID: 32CONV56
Customer PO: 18-16-105-2
Project ID:

Test Report: Asbestos Analysis of Bulk Materials via EPA 600/R-93/116 Method using Polarized Light Microscopy

			Non-Asbestos		Asbestos
Sample	**Description**	**Appearance**	**% Fibrous**	**% Non-Fibrous**	**% Type**
M-63-Base Coat *141801776-0014A*	Men Staff RR NE Ceiling - Plaster	Gray Non-Fibrous Homogeneous		100% Non-fibrous (Other)	None Detected
M-64-Skim Coat *141801776-0015*	Storage E Ceiling - Plaster	Green Non-Fibrous Homogeneous		100% Non-fibrous (Other)	None Detected
M-64-Base Coat *141801776-0015A*	Storage E Ceiling - Plaster	Gray Non-Fibrous Homogeneous		100% Non-fibrous (Other)	None Detected
M-65-Skim Coat *141801776-0016*	Storage 4 NE Wall - Plaster	White Non-Fibrous Homogeneous		100% Non-fibrous (Other)	None Detected
M-65-Base Coat *141801776-0016A*	Storage 4 NE Wall - Plaster	Gray Non-Fibrous Homogeneous		100% Non-fibrous (Other)	None Detected
M-66 *141801776-0017*	M2 Storage Wall - Plaster	Green Non-Fibrous Homogeneous		100% Non-fibrous (Other)	None Detected
M-67-Skim Coat *141801776-0018*	M1 NW Wall - Plaster	White Non-Fibrous Homogeneous		100% Non-fibrous (Other)	None Detected
M-67-Base Coat *141801776-0018A*	M1 NW Wall - Plaster	Gray Non-Fibrous Homogeneous		100% Non-fibrous (Other)	None Detected
M-68-Skim Coat *141801776-0019*	Mezz SW Wall - Plaster	White Non-Fibrous Homogeneous		100% Non-fibrous (Other)	None Detected
M-68-Base Coat *141801776-0019A*	Mezz SW Wall - Plaster	Gray Non-Fibrous Homogeneous		100% Non-fibrous (Other)	None Detected
M-69-Floor Tile *141801776-0020*	M2 NWC Office - 12x12 VFT Beige Mottled, Bkl Mastic	Beige Non-Fibrous Homogeneous		100% Non-fibrous (Other)	None Detected
M-69-Mastic *141801776-0020A*	M2 NWC Office - 12x12 VFT Beige Mottled, Bkl Mastic	Black Non-Fibrous Homogeneous		100% Non-fibrous (Other)	None Detected
M-70-Floor Tile *141801776-0021*	M2 Costume Rm - 12x12 VFT Beige Mottled, Bkl Mastic	Beige Non-Fibrous Homogeneous		100% Non-fibrous (Other)	None Detected
M-70-Mastic *141801776-0021A*	M2 Costume Rm - 12x12 VFT Beige Mottled, Bkl Mastic	Black Non-Fibrous Homogeneous		100% Non-fibrous (Other)	None Detected
M-71-Floor Tile *141801776-0022*	M2 N Door - 12x12 VFT Beige Mottled, Bkl Mastic	Beige Non-Fibrous Homogeneous		100% Non-fibrous (Other)	None Detected
M-71-Mastic *141801776-0022A*	M2 N Door - 12x12 VFT Beige Mottled, Bkl Mastic	Black Non-Fibrous Homogeneous		100% Non-fibrous (Other)	None Detected
M-72-Floor Tile *141801776-0023*	NWC Door M1 - 12x12 VFT Beige w/ (Mastic Yellow)	Beige Non-Fibrous Homogeneous		100% Non-fibrous (Other)	None Detected
M-72-Mastic *141801776-0023A* *No mastic on tile or in bag.*	NWC Door M1 - 12x12 VFT Beige w/ (Mastic Yellow)				Insufficient Material

Initial report from: 04/24/2018 13:41:17

EMSL Analytical, Inc.
490 Rowley Road Depew, NY 14043
Tel/Fax: (716) 651-0030 / (716) 651-0394
http://www.EMSL.com / buffalolab@emsl.com

EMSL Order: 141801776
Customer ID: 32CONV56
Customer PO: 18-16-105-2
Project ID:

Test Report: Asbestos Analysis of Bulk Materials via EPA 600/R-93/116 Method using Polarized Light Microscopy

			Non-Asbestos		Asbestos
Sample	**Description**	**Appearance**	**% Fibrous**	**% Non-Fibrous**	**% Type**
M-73-Floor Tile *141801776-0024*	NEC Door M1 - 12x12 VFT Beige w/(Mastic Yellow)	Beige Non-Fibrous Homogeneous		100% Non-fibrous (Other)	None Detected
M-73-Mastic *141801776-0024A*	NEC Door M1 - 12x12 VFT Beige w/(Mastic Yellow)	Yellow Non-Fibrous Homogeneous		100% Non-fibrous (Other)	None Detected
M-74-Floor Tile *141801776-0025*	NWC Office M1 - 12x12 VFT Beige w/ (Mastic Yellow)	Beige Non-Fibrous Homogeneous		100% Non-fibrous (Other)	None Detected
M-74-Mastic *141801776-0025A*	NWC Office M1 - 12x12 VFT Beige w/ (Mastic Yellow)	Yellow Non-Fibrous Homogeneous		100% Non-fibrous (Other)	None Detected
M-75 *141801776-0026*	M1 SE Corner - Black Mastic, Raisers (Maybe Paper)	Black/Yellow Fibrous Homogeneous	80% Cellulose	20% Non-fibrous (Other)	None Detected
M-76 *141801776-0027*	M1 SW C - Black Mastic, Raisers (Maybe Paper)	Black/Yellow Fibrous Homogeneous	80% Cellulose	20% Non-fibrous (Other)	None Detected
M-77 *141801776-0028*	M1 W Center - Black Mastic, Raisers (Maybe Paper)	Black/Yellow Fibrous Homogeneous	80% Cellulose	20% Non-fibrous (Other)	None Detected
M-78 *141801776-0029*	NE - Ext. Stucco	Gray Non-Fibrous Homogeneous		100% Non-fibrous (Other)	None Detected
M-79 *141801776-0030*	N - Ext. Stucco	Gray Non-Fibrous Homogeneous		100% Non-fibrous (Other)	None Detected
M-80 *141801776-0031*	NW - Ext. Stucco	Gray Non-Fibrous Homogeneous		100% Non-fibrous (Other)	None Detected
M-81 *141801776-0032*	Office 2 NEC - Spray On Acoustical	White Non-Fibrous Homogeneous		100% Non-fibrous (Other)	None Detected
M-82 *141801776-0033*	Office 2 SEC - Spray On Acoustical	White Non-Fibrous Homogeneous		100% Non-fibrous (Other)	None Detected
M-83 *141801776-0034*	Office 2 West - Spray On Acoustical	White Non-Fibrous Homogeneous		100% Non-fibrous (Other)	None Detected

Analyst(s)
Michelle Skillman (45)

Rhonda McGee, Laboratory Manager
or Other Approved Signatory

EMSL maintains liability limited to cost of analysis. This report relates only to the samples reported and may not be reproduced, except in full, without written approval by EMSL. EMSL bears no responsibility for sample collection activities or analytical method limitations. Interpretation and use of test results are the responsibility of the client. This report must not be used by the client to claim product certification, approval, or endorsement by NVLAP, NIST or any agency of the federal government. Non-friable organically bound materials present a problem matrix and therefore EMSL recommends gravimetric reduction prior to analysis. Samples received in good condition unless otherwise noted. Estimated accuracy, precision and uncertainty data available upon request. Unless requested by the client, building materials manufactured with multiple layers (i.e. linoleum, wallboard, etc.) are reported as a single sample. Reporting limit is 1%

Samples analyzed by EMSL Analytical, Inc. Depew, NY NVLAP Lab Code 200056-0

Initial report from: 04/24/2018 13:41:17

OrderID: 141801776

Asbestos Chain of Custody

LA Testing Order Number *(Lab Use Only)*: 141801776

LA TESTING
520 MISSION STREET
S. PASADENA, CA 91030
PHONE: (323) 254-9960
FAX: (323) 254-9982

Company : Converse Consultants	**LA Testing-Bill to:** ☒ Same ☐ Different If Bill to is Different note instructions in Comments**
Street: 3176 Pullman St, Suite 108	*Third Party Billing requires written authorization from third party*
City: Costa Mesa / **State/Province: CA**	**Zip/Postal Code: 92626** / **Country: USA**
Report To (Name): Laura Tanaka	**Fax #:**
Telephone #: 626-807-3422	**Email Address: ltanaka@converseconsultants.com**
Project Name/Number: 18-16-105-02	
Please Provide Results: ☐ Fax ☒ Email	**Purchase Order: 18-16-105-02** / **U.S. State Samples Taken: CA**

Turnaround Time (TAT) Options* – Please Check

☐ 3 Hour ☐ 6 Hour ☐ 24 Hour ☐ 48 Hour ☐ 72 Hour ☐ 96 Hour ☒ 1 Week ☐ 2 Week

**For TEM Air 3 hours through 6 hours, please call ahead to schedule.*There is a premium charge for 3 Hour TEM AHERA or EPA Level II TAT. You will be asked to sign an authorization form for this service. Analysis completed in accordance with LA Testing's Terms and Conditions located in the Analytical Price Guide.*

PCM - Air
- ☐ NIOSH 7400
- ☐ w/ OSHA 8hr. TWA

PLM - Bulk (reporting limit)
- ☒ PLM EPA 600/R-93/116 (<1%)
- ☐ PLM EPA NOB (<1%)

Point Count
- ☐ 400 (<0.25%) ☐ 1000 (<0.1%)

Point Count w/Gravimetric
- ☐ 400 (<0.25%) ☐ 1000 (<0.1%)
- ☐ NYS 198.1 (friable in NY)
- ☐ NYS 198.6 NOB (non-friable-NY)
- ☐ NIOSH 9002 (<1%)

TEM – Air ☐ **4-4.5hr TAT** (AHERA only)
- ☐ AHERA 40 CFR, Part 763
- ☐ NIOSH 7402
- ☐ EPA Level II
- ☐ ISO 10312

TEM - Bulk
- ☐ TEM EPA NOB
- ☐ NYS NOB 198.4 (non-friable-NY)
- ☐ Chatfield SOP
- ☐ TEM Mass Analysis-EPA 600 sec. 2.5

TEM – Water: EPA 100.2
- Fibers >10µm ☐ Waste ☐ Drinking
- All Fiber Sizes ☐ Waste ☐ Drinking

TEM- Dust
- ☐ Microvac - ASTM D 5755
- ☐ Wipe - ASTM D6480
- ☐ Carpet Sonication (EPA 600/J-93/167)

Soil/Rock/Vermiculite
- ☐ PLM CARB 435 - A (0.25% sensitivity)
- ☐ PLM CARB 435 - B (0.1% sensitivity)
- ☐ TEM CARB 435 - B (0.1% sensitivity)
- ☐ TEM CARB 435 - C (0.01% sensitivity)
- ☐ EPA Protocol (Semi-Quantitative)
- ☐ EPA Protocol (Quantitative)

Other:
- ☐

☐ **Check For Positive Stop – Clearly Identify Homogenous Group**

Samplers Name: **Samplers Signature:**

Sample #	Sample Description	Volume/Area (Air) HA # (Bulk)	Date/Time Sampled
	See Attached		

Client Sample # (s): - **Total # of Samples:**

Relinquished (Client): L Sanchez **Date:** 04-17-18 **Time:**

Received (Lab): D Flores (Fed Ex) **Date:** 4/17/18 **Time:** 3pm

Comments/Special Instructions:

Page 1 of 11 pages

RECEIVED APR 20 2018 BY: Jessica Stone Fedex 9:51am

Controlled Document – Asbestos COC R2 – 1/12/2010

717 Myrtle Avenue
Monrovia, CA 91016-3500
Tel.: (626) 930-1200
Fax: (626)930-1212

Converse Consultants 141801776

BULK SAMPLE LOG

Project Name: SBCUSD/Pacific High School

Collected By: AR-NSE

Project No.: 18-16-105-02

Date: April 14, 2018

HOMOGENEOUS MATERIAL: Blown In Insul

Sample Number	Location	Area Sq. Ft.	Condition
M-50	~~West~~ end center	~900	Good
51	~~East~~ end ~~center~~ East		
52	~~Center~~ West		

Friability:	Friable	Non-Friable	
Potential for Contact with Material:	High	Moderate	Low
Influence of Vibration:	High	Moderate	Low
Potential for Air Erosion:	High	Moderate	Low
Damage Assessment:	Good	Damaged	Significantly Damaged

COMMENTS: "Lower areas" above ceiling

CHAIN OF CUSTODY

Relinquished By: [signature] Time: Date: 04-17-18
Received By: Time: Date:
Relinquished By: Time: Date:
Received By: Time: Date:

Page 1 of 10

Converse Consultants 141801776

717 Myrtle Avenue
Monrovia, CA 91016-3500
Tel.: (626) 930-1200
Fax: (626)930-1212

BULK SAMPLE LOG

Project Name: SBCUSD/Pacific High School

Collected By: AR

Project No.: 18-16-105-02

Date: April 14, 2018

HOMOGENEOUS MATERIAL: Attic Debris

Sample Number	Location	Area Sq. Ft.	Condition
M53	center	1000	Good
↓ 54	East		
↓ 55	West		

Friability:	Friable	Non-Friable	
Potential for Contact with Material:	High	Moderate	Low
Influence of Vibration:	High	Moderate	Low
Potential for Air Erosion:	High	Moderate	Low
Damage Assessment:	Good	Damaged	Significantly Damaged

COMMENTS:

CHAIN OF CUSTODY

Relinquished By: L Sanchez Time: Date: 04-17-18
Received By: Time: Date:
Relinquished By: Time: Date:
Received By: Time: Date:

Page 2 of 10

717 Myrtle Avenue
Monrovia, CA 91016-3500
Tel.: (626) 930-1200
Fax: (626)930-1212

Converse Consultants

141801776

BULK SAMPLE LOG

Project Name: SBCUSD/Pacific High School

Collected By: AR

Project No.: 18-16-105-02

Date: April 14, 2018

HOMOGENEOUS MATERIAL: Wall Mastic ; Brown

Sample Number	Location	Area Sq. Ft.	Condition
M 56	M2 W		GOOD
57	M2 E		
58	M1 W		

Friability:	Friable	Non-Friable	
Potential for Contact with Material:	High	Moderate	Low
Influence of Vibration:	High	Moderate	Low
Potential for Air Erosion:	High	Moderate	Low
Damage Assessment:	Good	Damaged	Significantly Damaged

COMMENTS:
behind wall tiles
wall tiles = cellulose

CHAIN OF CUSTODY

Relinquished By: L Sunela Time: Date: 04.17.18
Received By: Time: Date:
Relinquished By: Time: Date:
Received By: Time: Date:

Page 3 of 10

717 Myrtle Avenue
Monrovia, CA 91016-3500
Tel.: (626) 930-1200
Fax: (626)930-1212

Converse Consultants

141801776

BULK SAMPLE LOG

Project Name: SBCUSD/Pacific High School

Collected By: AP

Project No.: 18-16-105-02

Date: April 14, 2018

HOMOGENEOUS MATERIAL: Drywall (unfinished)

Sample Number	Location	Area Sq. Ft.	Condition
M-59	M2 W		GOOD
-60	ATTIC E (M2E)		
-61	M1 W		

Friability:	Friable	Non-Friable	
Potential for Contact with Material:	High	Moderate	Low
Influence of Vibration:	High	Moderate	Low
Potential for Air Erosion:	High	Moderate	Low
Damage Assessment:	Good	Damaged	Significantly Damaged

COMMENTS:

Above attic area

CHAIN OF CUSTODY

Relinquished By: L Sanalan Time: Date: 04.17.18
Received By: Time: Date:
Relinquished By: Time: Date:
Received By: Time: Date:

717 Myrtle Avenue
Monrovia, CA 91016-3500
Tel.: (626) 930-1200
Fax: (626)930-1212

Converse Consultants 141801776

BULK SAMPLE LOG

Project Name: SBCUSD/Pacific High School Collected By: AR

Project No.: 18-16-105-02 Date: April 14, 2018

HOMOGENEOUS MATERIAL: Plaster

Sample Number	Location	Area Sq. Ft.	Condition
M-62	women staff RR Ceiling		GOOD
63	Men staff RR NE "		
64	Storage E Ceiling		
65	Storage 4 NE wall		
66	M2 Storage wall		
67	M1 NW wall		
68	Mezz SW wall		

Friability:	Friable	Non-Friable	
Potential for Contact with Material:	High	Moderate	Low
Influence of Vibration:	High	Moderate	Low
Potential for Air Erosion:	High	Moderate	Low
Damage Assessment:	Good	Damaged	Significantly Damaged

COMMENTS:

CHAIN OF CUSTODY

Relinquished By: L Sanafa Time: Date: 04.17.18
Received By: Time: Date:
Relinquished By: Time: Date:
Received By: Time: Date:

Page 5 of 10

717 Myrtle Avenue
Monrovia, CA 91016-3500
Tel.: (626) 930-1200
Fax: (626)930-1212

Converse Consultants 141801776

BULK SAMPLE LOG

Project Name: SBCUSD/Pacific High School Collected By: NSE

Project No.: 18-16-105-02 Date: April 14, 2018

HOMOGENEOUS MATERIAL: 12X12 VFT Beige Mottled, BKI Mastic

Sample Number	Location	Area Sq. Ft.	Condition
M-69	M2 NWC office	1100	GOOD
↓ 70	↓ Costume RM		
↓ 71	↓ N Door		

Friability:	Friable	Non-Friable	
Potential for Contact with Material:	High	Moderate	Low
Influence of Vibration:	High	Moderate	Low
Potential for Air Erosion:	High	Moderate	Low
Damage Assessment:	Good	Damaged	Significantly Damaged

COMMENTS:

CHAIN OF CUSTODY

Relinquished By: L Sanda Time: Date: 04.17.18
Received By: Time: Date:
Relinquished By: Time: Date:
Received By: Time: Date:

Page 6 of 10

717 Myrtle Avenue
Monrovia, CA 91016-3500
Tel.: (626) 930-1200
Fax: (626)930-1212

Converse Consultants 141801776

BULK SAMPLE LOG

Project Name: SBCUSD/Pacific High School

Collected By: NSE

Project No.: 18-16-105-02

Date: April 14, 2018

HOMOGENEOUS MATERIAL: 12X12 VFT Beige w/ ~~Blue~~ (Mastic Yellow)

Sample Number	Location	Area Sq. Ft.	Condition
M-72	NWC DOOR	1200	GOOD
73	NEC DOOR		
74	NWC office		

M1

Friability:	Friable	Non-Friable	
Potential for Contact with Material:	High	Moderate	Low
Influence of Vibration:	High	Moderate	Low
Potential for Air Erosion:	High	Moderate	Low
Damage Assessment:	Good	Damaged	Significantly Damaged

COMMENTS:

CHAIN OF CUSTODY

Relinquished By: [signature] Time: Date: 04.17.18
Received By: Time: Date:
Relinquished By: Time: Date:
Received By: Time: Date:

717 Myrtle Avenue
Monrovia, CA 91016-3500
Tel.: (626) 930-1200
Fax: (626)930-1212

Converse Consultants 141801776

BULK SAMPLE LOG

Project Name: SBCUSD/Pacific High School Collected By: NSE

Project No.: 18-16-105-02 Date: April 14, 2018

HOMOGENEOUS MATERIAL: BLACK MASTIC - RAISERS (Maybe paper)

Sample Number	Location	Area Sq. Ft.	Condition
M-75	M1 SE Corner	1600	GOOD
↓ 76	↓ SW C		
↓ 77	↓ W center		

Friability:	Friable	Non-Friable	
Potential for Contact with Material:	High	Moderate	Low
Influence of Vibration:	High	Moderate	Low
Potential for Air Erosion:	High	Moderate	Low
Damage Assessment:	Good	Damaged	Significantly Damaged

COMMENTS:

M2 - NO "BLK MASTIC" on Raisers

✓ Material under carpet on the Raisers in M1

CHAIN OF CUSTODY

Relinquished By: L Sandla Time: _____ Date: 04-17-18
Received By: _____ Time: _____ Date: _____
Relinquished By: _____ Time: _____ Date: _____
Received By: _____ Time: _____ Date: _____

717 Myrtle Avenue
Monrovia, CA 91016-3500
Tel.: (626) 930-1200
Fax: (626)930-1212

Converse Consultants

141801776

BULK SAMPLE LOG

Project Name: SBCUSD/Pacific High School

Collected By: AR

Project No.: 18-16-105-02

Date: April 14, 2018

HOMOGENEOUS MATERIAL: Ext. Stucco

Sample Number	Location	Area Sq. Ft.	Condition
M-78	NE	1400	GOOD
79	N		
80	NW		

Friability:	Friable	Non-Friable	
Potential for Contact with Material:	High	Moderate	Low
Influence of Vibration:	High	Moderate	Low
Potential for Air Erosion:	High	Moderate	Low
Damage Assessment:	Good	Damaged	Significantly Damaged

COMMENTS:

CHAIN OF CUSTODY

Relinquished By: L Sanchez Time: Date: 04.17.18
Received By: Time: Date:
Relinquished By: Time: Date:
Received By: Time: Date:

Page 9 of 10

717 Myrtle Avenue
Monrovia, CA 91016-3500
Tel.: (626) 930-1200
Fax: (626)930-1212

Converse Consultants 141801776

BULK SAMPLE LOG

Project Name: SBCUSD/Pacific High School

Collected By: NSE

Project No.: 18-16-105-02

Date: April 14, 2018

HOMOGENEOUS MATERIAL: Spray on Acoustical

Sample Number	Location	Area Sq. Ft.	Condition
M 81	OFFICE 2 NEC	~~80~~ 200	GOOD
82	SEC		
83	West		

Friability:	Friable	Non-Friable	
Potential for Contact with Material:	High	Moderate	Low
Influence of Vibration:	High	Moderate	Low
Potential for Air Erosion:	High	Moderate	Low
Damage Assessment:	Good	Damaged	Significantly Damaged

COMMENTS: only this room

CHAIN OF CUSTODY

Relinquished By: L Sanada Time: Date: 04.17.18
Received By: Time: Date:
Relinquished By: Time: Date:
Received By: Time: Date:

Page 10 of 10

EMSL Analytical, Inc.

490 Rowley Road Depew, NY 14043

Tel/Fax: (716) 651-0030 / (716) 651-0394

http://www.EMSL.com / buffalolab@emsl.com

EMSL Order: 141801778
Customer ID: 32CONV56
Customer PO: 18-16-105-02
Project ID:

Attention: Laura Tanaka
Converse Consultants
717 S Myrtle Avenue
Monrovia, CA 91016

Phone: (626) 930-1200
Fax: (626) 930-1212
Received Date: 04/17/2018 3:00 PM
Analysis Date: 04/24/2018
Collected Date: 04/13/2018

Project: 18-16-105-02 / SBCUSD/Pacific High School

Test Report: Asbestos Analysis of Bulk Materials via EPA 600/R-93/116 Method using Polarized Light Microscopy

			Non-Asbestos		Asbestos
Sample	**Description**	**Appearance**	**% Fibrous**	**% Non-Fibrous**	**% Type**
M01 *141801778-0001*	HVAC Pad Center - Roll Roofing, Grey	Black Fibrous Homogeneous	30% Glass	70% Non-fibrous (Other)	None Detected
M02 *141801778-0002*	Roof Hatch Pad E Side - Roll Roofing, Grey	Black Fibrous Homogeneous	30% Glass	70% Non-fibrous (Other)	None Detected
M03 *141801778-0003*	HVAC Pad E Center - Roll Roofing, Grey	Black Fibrous Homogeneous	30% Glass	70% Non-fibrous (Other)	None Detected
M04 *141801778-0004*	SE - Roof Core	Black Fibrous Homogeneous	30% Glass	70% Non-fibrous (Other)	None Detected
M05 *141801778-0005*	Center - Roof Core	Black Fibrous Homogeneous	30% Glass	70% Non-fibrous (Other)	None Detected
M06 *141801778-0006*	NW - Roof Core	Black Fibrous Homogeneous	30% Glass	70% Non-fibrous (Other)	None Detected
M07 *141801778-0007*	E Center - Kick Sheet	Black Fibrous Homogeneous	30% Glass	70% Non-fibrous (Other)	None Detected
M08 *141801778-0008*	NW Side Parapet Brick - Kick Sheet	Black Fibrous Homogeneous	30% Glass	70% Non-fibrous (Other)	None Detected
M09 *141801778-0009*	SW - Kick Sheet	Black Fibrous Homogeneous	30% Glass	70% Non-fibrous (Other)	None Detected
M10 *141801778-0010*	E Side - Mastic to Metal Flashing	Gray/Black Fibrous Homogeneous		95% Non-fibrous (Other)	5% Chrysotile
M11 *141801778-0011*	NW Center - Mastic to Metal Flashing	Gray/Black Fibrous Homogeneous		95% Non-fibrous (Other)	5% Chrysotile
M12 *141801778-0012*	NWC - Mastic to Metal Flashing	Gray/Black Fibrous Homogeneous		95% Non-fibrous (Other)	5% Chrysotile
M13 *141801778-0013*	W Center HVAC Pad - Roof Mastic, Black	Gray/Black Fibrous Homogeneous		92% Non-fibrous (Other)	8% Chrysotile
M14 *141801778-0014*	W Center Pipe - Roof Mastic, Black	Gray/Black Fibrous Homogeneous		92% Non-fibrous (Other)	8% Chrysotile
M15 *141801778-0015*	E Side Pent. Pipe - Roof Mastic, Black	Gray/Black Fibrous Homogeneous		92% Non-fibrous (Other)	8% Chrysotile

Initial report from: 04/24/2018 14:48:47

EMSL Analytical, Inc.
490 Rowley Road Depew, NY 14043
Tel/Fax: (716) 651-0030 / (716) 651-0394
http://www.EMSL.com / buffalolab@emsl.com

EMSL Order:	141801778
Customer ID:	32CONV56
Customer PO:	18-16-105-02
Project ID:	

Analyst(s)

Tom Hanes (15)

Rhonda McGee, Laboratory Manager
or Other Approved Signatory

EMSL maintains liability limited to cost of analysis. This report relates only to the samples reported and may not be reproduced, except in full, without written approval by EMSL. EMSL bears no responsibility for sample collection activities or analytical method limitations. Interpretation and use of test results are the responsibility of the client. This report must not be used by the client to claim product certification, approval, or endorsement by NVLAP, NIST or any agency of the federal government. Non-friable organically bound materials present a problem matrix and therefore EMSL recommends gravimetric reduction prior to analysis. Samples received in good condition unless otherwise noted. Estimated accuracy, precision and uncertainty data available upon request. Unless requested by the client, building materials manufactured with multiple layers (i.e. linoleum, wallboard, etc.) are reported as a single sample. Reporting limit is 1%

Samples analyzed by EMSL Analytical, Inc. Depew, NY NVLAP Lab Code 200056-0

Initial report from: 04/24/2018 14:48:47

OrderID: 141801778

Asbestos Chain of Custody

LA Testing Order Number *(Lab Use Only)*: 141801778

6

LA TESTING
520 MISSION STREET
S. PASADENA, CA 91030
PHONE: (323) 254-9960
FAX: (323) 254-9982

Company : Converse Consultants	**LA Testing-Bill to:** ☒ Same ☐ Different If Bill to is Different note instructions in Comments**
Street: 3176 Pullman St, Suite 108	*Third Party Billing requires written authorization from third party*
City: Costa Mesa / **State/Province:** CA	**Zip/Postal Code:** 92626 / **Country:** USA
Report To (Name): Laura Tanaka	**Fax #:**
Telephone #: 626-807-3422	**Email Address:** ltanaka@converseconsultants.com
Project Name/Number: 18-16-105-02	
Please Provide Results: ☐ Fax ☒ Email	**Purchase Order:** 18-16-105-02 / **U.S. State Samples Taken:** CA

Turnaround Time (TAT) Options* – Please Check

☐ 3 Hour ☐ 6 Hour ☐ 24 Hour ☐ 48 Hour ☐ 72 Hour ☐ 96 Hour ☒ 1 Week ☐ 2 Week

**For TEM Air 3 hours through 6 hours, please call ahead to schedule.*There is a premium charge for 3 Hour TEM AHERA or EPA Level II TAT. You will be asked to sign an authorization form for this service. Analysis completed in accordance with LA Testing's Terms and Conditions located in the Analytical Price Guide.*

PCM - Air
- ☐ NIOSH 7400
- ☐ w/ OSHA 8hr. TWA

PLM - Bulk (reporting limit)
- ☒ PLM EPA 600/R-93/116 (<1%)
- ☐ PLM EPA NOB (<1%)

Point Count
- ☐ 400 (<0.25%) ☐ 1000 (<0.1%)

Point Count w/Gravimetric
- ☐ 400 (<0.25%) ☐ 1000 (<0.1%)
- ☐ NYS 198.1 (friable in NY)
- ☐ NYS 198.6 NOB (non-friable-NY)
- ☐ NIOSH 9002 (<1%)

TEM – Air ☐ **4-4.5hr TAT** (AHERA only)
- ☐ AHERA 40 CFR, Part 763
- ☐ NIOSH 7402
- ☐ EPA Level II
- ☐ ISO 10312

TEM - Bulk
- ☐ TEM EPA NOB
- ☐ NYS NOB 198.4 (non-friable-NY)
- ☐ Chatfield SOP
- ☐ TEM Mass Analysis-EPA 600 sec. 2.5

TEM – Water: EPA 100.2
- Fibers >10µm ☐ Waste ☐ Drinking
- All Fiber Sizes ☐ Waste ☐ Drinking

TEM- Dust
- ☐ Microvac - ASTM D 5755
- ☐ Wipe - ASTM D6480
- ☐ Carpet Sonication (EPA 600/J-93/167)

Soil/Rock/Vermiculite
- ☐ PLM CARB 435 - A (0.25% sensitivity)
- ☐ PLM CARB 435 - B (0.1% sensitivity)
- ☐ TEM CARB 435 - B (0.1% sensitivity)
- ☐ TEM CARB 435 - C (0.01% sensitivity)
- ☐ EPA Protocol (Semi-Quantitative)
- ☐ EPA Protocol (Quantitative)

Other:
- ☐

☐ **Check For Positive Stop – Clearly Identify Homogenous Group**

Samplers Name: / **Samplers Signature:**

Sample #	Sample Description	Volume/Area (Air) HA # (Bulk)	Date/Time Sampled
	See Attached		

Client Sample # (s): - **Total # of Samples:** 15

Relinquished (Client): L Sanda **Date:** 04.17.18 **Time:**

Received (Lab): DFlores (Pickup) **Date:** 4/17/18 **Time:** 3pm

Comments/Special Instructions:

Page 1 of 4 pages

RECEIVED APR 20 2018 BY: Jessica Stone

fedex 9:51am

Controlled Document – Asbestos COC R2 – 1/12/2010

717 Myrtle Avenue
Monrovia, CA 91016-3500
Tel.: (626) 930-1200
Fax: (626)930-1212

Converse Consultants 141801778

BULK SAMPLE LOG

Project Name: SBCUSD/Pacific High School

Collected By: GJP

Project No.: 18-16-105-02

Date: April 13, 2018

HOMOGENEOUS MATERIAL: Roll Roofing, grey

Sample Number	Location	Area Sq. Ft.	Condition
M01	HVAC Pad Center	50	GOOD
02	Roof Hatch Pad E side		
03	HVAC Pad E center		

Friability:	Friable	Non-Friable	
Potential for Contact with Material:	High	Moderate	Low
Influence of Vibration:	High	Moderate	Low
Potential for Air Erosion:	High	Moderate	Low
Damage Assessment:	Good	Damaged	Significantly Damaged

COMMENTS: BLDG M

CHAIN OF CUSTODY

Relinquished By: L Sanda Time: Date: 04-17-18
Received By: Time: Date:
Relinquished By: Time: Date:
Received By: Time: Date:

Page 1 of 5

717 Myrtle Avenue
Monrovia, CA 91016-3500
Tel.: (626) 930-1200
Fax: (626)930-1212

Converse Consultants

141801778

BULK SAMPLE LOG

Project Name: SBCUSD/Pacific High School

Collected By: GJP

Project No.: 18-16-105-02

Date: April 13, 2018

HOMOGENEOUS MATERIAL: Roof Core

Sample Number	Location	Area Sq. Ft.	Condition
M-04	SE		GOOD
05	Center		
06	NW		

Friability:	Friable	Non-Friable	
Potential for Contact with Material:	High	Moderate	Low
Influence of Vibration:	High	Moderate	Low
Potential for Air Erosion:	High	Moderate	Low
Damage Assessment:	Good	Damaged	Significantly Damaged

COMMENTS: M BLDG
gravel over grey roll roofing
wood sub

CHAIN OF CUSTODY

Relinquished By:	L Sanak	Time:	Date:	04-17-18
Received By:		Time:	Date:	
Relinquished By:		Time:	Date:	
Received By:		Time:	Date:	

Page 2 of 5

717 Myrtle Avenue
Monrovia, CA 91016-3500
Tel.: (626) 930-1200
Fax: (626)930-1212

Converse Consultants 141801778

BULK SAMPLE LOG

Project Name: SBCUSD/Pacific High School

Collected By: GJP

Project No.: 18-16-105-02

Date: April 13, 2018

HOMOGENEOUS MATERIAL: Kick Sheet

Sample Number	Location	Area Sq. Ft.	Condition
M-07	e center		GOOD
↓ -08	NW Side Parapet Brick		
↓ 09	SW		

Friability:	Friable	Non-Friable	
Potential for Contact with Material:	High	Moderate	Low
Influence of Vibration:	High	Moderate	Low
Potential for Air Erosion:	High	Moderate	Low
Damage Assessment:	Good	Damaged	Significantly Damaged

COMMENTS: BLDG M
WOOD SHED

CHAIN OF CUSTODY

Relinquished By: Y Sanda Time: _____ Date: 04.17.18
Received By: _____ Time: _____ Date: _____
Relinquished By: _____ Time: _____ Date: _____
Received By: _____ Time: _____ Date: _____

Page 3 of 5

Converse Consultants 141801778

717 Myrtle Avenue
Monrovia, CA 91016-3500
Tel.: (626) 930-1200
Fax: (626)930-1212

BULK SAMPLE LOG

Project Name: SBCUSD/Pacific High School

Collected By: GJP

Project No.: 18-16-105-02

Date: April 13, 2018

HOMOGENEOUS MATERIAL: Mastic to Metal Flashing

Sample Number	Location	Area Sq. Ft.	Condition
M-10	E side	10	GOOD
-11	NE corner		
-12	NWC		

Friability:	Friable	Non-Friable	
Potential for Contact with Material:	High	Moderate	Low
Influence of Vibration:	High	Moderate	Low
Potential for Air Erosion:	High	Moderate	Low
Damage Assessment:	Good	Damaged	Significantly Damaged

COMMENTS: BLDG M

CHAIN OF CUSTODY

Relinquished By: F Sanalo Time: Date: 04·17·18
Received By: Time: Date:
Relinquished By: Time: Date:
Received By: Time: Date:

Converse Consultants 141801778

717 Myrtle Avenue
Monrovia, CA 91016-3500
Tel.: (626) 930-1200
Fax: (626)930-1212

BULK SAMPLE LOG

Project Name: SBCUSD/Pacific High School

Collected By: GJP

Project No.: 18-16-105-02

Date: April 13, 2018

HOMOGENEOUS MATERIAL: Roof Mastic, Black

Sample Number	Location	Area Sq. Ft.	Condition
M-13	W center HVAC Pad	50	
↓-14	W center pipe		
↓-15	E side pent. pipe		

Friability:	Friable	Non-Friable	
Potential for Contact with Material:	High	Moderate	Low
Influence of Vibration:	High	Moderate	Low
Potential for Air Erosion:	High	Moderate	Low
Damage Assessment:	Good	Damaged	Significantly Damaged

COMMENTS:

CHAIN OF CUSTODY

Relinquished By: L Sanda Time: Date: 04.17.18
Received By: Time: Date:
Relinquished By: Time: Date:
Received By: Time: Date:

LA Testing

520 Mission Street South Pasadena, CA 91030

Tel/Fax: (323) 254-9960 / (323) 254-9982

http://www.LATesting.com / pasadenalab@latesting.com

LA Testing Order: 321808270
Customer ID: 32CONV56
Customer PO:
Project ID:

Attention: Laura Tanaka
Converse Consultants
717 S Myrtle Avenue
Monrovia, CA 91016

Project: 18-16-105-02

Phone: (626) 930-1200
Fax: (626) 930-1212
Received Date: 04/06/2018 4:00 PM
Analysis Date: 04/13/2018
Collected Date: 04/02/2018

Test Report: Asbestos Analysis of Bulk Materials via EPA 600/R-93/116 Method using Polarized Light Microscopy

			Non-Asbestos		Asbestos
Sample	**Description**	**Appearance**	**% Fibrous**	**% Non-Fibrous**	**% Type**
Y-01 *321808270-0001*	East Y Bldg, Room Y-4, NE	Brown/White Fibrous Homogeneous	20% Cellulose	80% Non-fibrous (Other)	None Detected
Y-02 *321808270-0002*	East Y Bldg, Room Y-4, East Wall	Brown/White Fibrous Homogeneous	20% Cellulose	80% Non-fibrous (Other)	None Detected
Y-03 *321808270-0003*	East Y Bldg, Room Y-5, West Wall	Brown/White Fibrous Homogeneous	20% Cellulose	80% Non-fibrous (Other)	None Detected
Y-04 *321808270-0004*	East Y Bldg, Room Y-6, East wall	Brown/White Fibrous Homogeneous	20% Cellulose	80% Non-fibrous (Other)	None Detected
Y-05 *321808270-0005*	East Y Bldg, Room Y-7, West Wall	Brown/White Non-Fibrous Homogeneous		100% Non-fibrous (Other)	None Detected
Y-06 *321808270-0006*	East Y Bldg, Room Y-4, East	Gray/White Fibrous Homogeneous	50% Cellulose 20% Glass	20% Perlite 10% Non-fibrous (Other)	None Detected
Y-07 *321808270-0007*	East Y Bldg, Room Y-5, West	Gray/White Fibrous Homogeneous	50% Cellulose 20% Glass	20% Perlite 10% Non-fibrous (Other)	None Detected
Y-08 *321808270-0008*	East Y Bldg, Room Y-6, East	Gray/White Fibrous Homogeneous	20% Cellulose 20% Glass	20% Perlite 40% Non-fibrous (Other)	None Detected
Y-09 *321808270-0009*	East Y Bldg, Room Y-7, NW	Gray/White Fibrous Homogeneous	20% Cellulose 20% Glass	20% Perlite 40% Non-fibrous (Other)	None Detected
Y-10 *321808270-0010*	East Y Bldg, Room Y-7, S	Gray/White Fibrous Homogeneous	30% Cellulose 20% Glass	20% Perlite 30% Non-fibrous (Other)	None Detected
Y-11 *321808270-0011*	West Y Bldg, Boys' Locker Room, NW	Gray/White Fibrous Homogeneous	30% Cellulose 40% Glass	20% Perlite 10% Non-fibrous (Other)	None Detected
Y-12 *321808270-0012*	West Y Bldg, Boys' Locker Room, NW	Gray/White Fibrous Homogeneous	30% Cellulose 40% Glass	20% Perlite 10% Non-fibrous (Other)	None Detected
Y-13 *321808270-0013*	West Y Bldg, Girls' Locker Room, E	Gray/White Fibrous Homogeneous	30% Cellulose 40% Glass	15% Perlite 15% Non-fibrous (Other)	None Detected
Y-14 *321808270-0014*	West Y Bldg, Boys' Locker Rm, NW	Brown/White Fibrous Homogeneous	20% Cellulose	80% Non-fibrous (Other)	None Detected
Y-15 *321808270-0015*	West Y Bldg, Boys' Locker Rm, NW	Brown/White Fibrous Homogeneous	20% Cellulose	80% Non-fibrous (Other)	None Detected
Y-16 *321808270-0016*	West Y Bldg, Girls' Locker Room, E	Brown/White Non-Fibrous Homogeneous	15% Cellulose	85% Non-fibrous (Other)	None Detected

Initial report from: 04/13/2018 12:17:59

LA Testing
520 Mission Street South Pasadena, CA 91030
Tel/Fax: (323) 254-9960 / (323) 254-9982
http://www.LATesting.com / pasadenalab@latesting.com

LA Testing Order: 321808270
Customer ID: 32CONV56
Customer PO:
Project ID:

Test Report: Asbestos Analysis of Bulk Materials via EPA 600/R-93/116 Method using Polarized Light Microscopy

			Non-Asbestos		Asbestos
Sample	**Description**	**Appearance**	**% Fibrous**	**% Non-Fibrous**	**% Type**
Y-17 *321808270-0017*	West Y Bldg, Room Z-0, S Wall, W	Brown/White Fibrous Homogeneous	20% Cellulose	80% Non-fibrous (Other)	None Detected
Y-18 *321808270-0018*	West Y Bldg, Room Z-1, E	Brown/White Fibrous Homogeneous	20% Cellulose	80% Non-fibrous (Other)	None Detected
Y-19 *321808270-0019*	West Y Bldg, Room Z-2, NW	Brown/White Non-Fibrous Homogeneous	20% Cellulose	80% Non-fibrous (Other)	None Detected
Y-20 *321808270-0020*	West Y Bldg, Room Z-3, E	Brown/White Fibrous Homogeneous	20% Cellulose	80% Non-fibrous (Other)	None Detected

Analyst(s)

Guillermo Hernandez (5)
Humberto Espinoza (15)

Jerry Drapala Ph.D, Laboratory Manager
or Other Approved Signatory

EMSL maintains liability limited to cost of analysis. This report relates only to the samples reported and may not be reproduced, except in full, without written approval by EMSL. EMSL bears no responsibility for sample collection activities or analytical method limitations. Interpretation and use of test results are the responsibility of the client. This report must not be used by the client to claim product certification, approval, or endorsement by NVLAP, NIST or any agency of the federal government. Non-friable organically bound materials present a problem matrix and therefore EMSL recommends gravimetric reduction prior to analysis. Samples received in good condition unless otherwise noted. Estimated accuracy, precision and uncertainty data available upon request. Unless requested by the client, building materials manufactured with multiple layers (i.e. linoleum, wallboard, etc.) are reported as a single sample. Reporting limit is 1%

Samples analyzed by LA Testing South Pasadena, CA NVLAP Lab Code 200232-0, CA ELAP 2283

Initial report from: 04/13/2018 12:17:59

OrderID: 321808270

Asbestos Chain of Custody

LA Testing Order Number *(Lab Use Only)*:

#321808270

LA TESTING
520 MISSION STREET
S. PASADENA, CA 91030
PHONE: (323) 254-9960
FAX: (323) 254-9982

Company : Converse Consultants	**LA Testing-Bill to:** ☒ Same ☐ Different If Bill to is Different note instructions in Comments**
Street: 717 S Myrtle Avenue	*Third Party Billing requires written authorization from third party*
City: Monrovia / **State/Province: CA**	**Zip/Postal Code: 91061** / **Country: USA**
Report To (Name): Laura Tanaka	**Fax #:**
Telephone #: 626-804-3422	**Email Address: ltanaka@converseconsultants.com**
Project Name/Number: 18-16-105-02	
Please Provide Results: ☐ Fax ☒ Email	**Purchase Order: 18-16-105-02** / **U.S. State Samples Taken: CA**

Turnaround Time (TAT) Options* – Please Check

☐ 3 Hour ☐ 6 Hour ☐ 24 Hour ☐ 48 Hour ☐ 72 Hour ☐ 96 Hour ☒ 1 Week ☐ 2 Week

**For TEM Air 3 hours through 6 hours, please call ahead to schedule.*There is a premium charge for 3 Hour TEM AHERA or EPA Level II TAT. You will be asked to sign an authorization form for this service. Analysis completed in accordance with LA Testing's Terms and Conditions located in the Analytical Price Guide.*

PCM - Air
- ☐ NIOSH 7400
- ☐ w/ OSHA 8hr. TWA

PLM - Bulk (reporting limit)
- ☒ PLM EPA 600/R-93/116 (<1%)
- ☐ PLM EPA NOB (<1%)

Point Count
- ☐ 400 (<0.25%) ☐ 1000 (<0.1%)

Point Count w/Gravimetric
- ☐ 400 (<0.25%) ☐ 1000 (<0.1%)
- ☐ NYS 198.1 (friable in NY)
- ☐ NYS 198.6 NOB (non-friable-NY)
- ☐ NIOSH 9002 (<1%)

TEM – Air ☐ **4-4.5hr TAT (AHERA only)**
- ☐ AHERA 40 CFR, Part 763
- ☐ NIOSH 7402
- ☐ EPA Level II
- ☐ ISO 10312

TEM - Bulk
- ☐ TEM EPA NOB
- ☐ NYS NOB 198.4 (non-friable-NY)
- ☐ Chatfield SOP
- ☐ TEM Mass Analysis-EPA 600 sec. 2.5

TEM – Water: EPA 100.2
- Fibers >10µm ☐ Waste ☐ Drinking
- All Fiber Sizes ☐ Waste ☐ Drinking

TEM- Dust
- ☐ Microvac - ASTM D 5755
- ☐ Wipe - ASTM D6480
- ☐ Carpet Sonication (EPA 600/J-93/167)

Soil/Rock/Vermiculite
- ☐ PLM CARB 435 - A (0.25% sensitivity)
- ☐ PLM CARB 435 - B (0.1% sensitivity)
- ☐ TEM CARB 435 - B (0.1% sensitivity)
- ☐ TEM CARB 435 - C (0.01% sensitivity)
- ☐ EPA Protocol (Semi-Quantitative)
- ☐ EPA Protocol (Quantitative)

Other:
- ☐

☐ **Check For Positive Stop – Clearly Identify Homogenous Group**

Samplers Name: **Samplers Signature:**

Sample #	Sample Description	Volume/Area (Air) HA # (Bulk)	Date/Time Sampled
	SEE ATTACHED		
	BLDG Y		

Client Sample # (s): - **Total # of Samples:** 20

Relinquished (Client): L Sanchez **Date:** 04/06-18 **Time:**

Received (Lab): Omokissook (pu) **Date:** 4/6/18 **Time:** 1100

Comments/Special Instructions:

Page 1 of _____ pages

Controlled Document – Asbestos COC – R2 – 1/12/2010

#321808270

Converse Consultants

717 Myrtle Avenue
Monrovia, CA 91016-3500
Tel.: (626) 930-1200
Fax: (626)930-1212

BULK SAMPLE LOG

Project Name: SBCUSD/Pacific High School

Collected By: RDS

Project No.: 18-16-105-02

Date: April 02, 2018

HOMOGENEOUS MATERIAL: Drywall Walls (no joint compound)

Sample Number	Location	Area Sq. Ft.	Condition
Y-01	East Y Bldg, Room Y-4, NE	5200	Good
Y-02	, East Wall		
Y-03	, Room Y-5, West Wall		
Y-04	, Room Y-6, East Wall		
Y-05	, Room Y-7, West Wall, N		

Friability:	Friable	Non-Friable	
Potential for Contact with Material:	High	Moderate	Low
Influence of Vibration:	High	Moderate	Low
Potential for Air Erosion:	High	Moderate	Low
Damage Assessment:	Good	Damaged	Significantly Damaged

COMMENTS:

Behind fiber wall-board
Baseboard mastic and carpet mastic are non-suspect
Roof is metal, with silicon mastic.

CHAIN OF CUSTODY

Relinquished By: [signature] Time: 1900 Date: 04/04/18
Received By: Time: Date:
Relinquished By: Time: Date:
Received By: Time: Date:

Page ~~8~~ 1 of ~~16~~ 4

#321808270

Converse Consultants

717 Myrtle Avenue
Monrovia, CA 91016-3500
Tel.: (626) 930-1200
Fax: (626)930-1212

BULK SAMPLE LOG

Project Name: SBCUSD/Pacific High School

Collected By: RDS

Project No.: 18-16-105-02

Date: April 02, 2018

HOMOGENEOUS MATERIAL: 2 x 4' Fissured Ceiling Tiles

Sample Number	Location	Area Sq. Ft.	Condition
Y-06	East Y Bldg, Room Y-4, East	4000	Good
Y-07	, Room Y-5, West		
Y-08	, Room Y-6, East		
Y-09	, Room Y-7, NW		
Y-10	, , S		

Friability:	Friable	Non-Friable	
Potential for Contact with Material:	High	Moderate	Low
Influence of Vibration:	High	Moderate	Low
Potential for Air Erosion:	High	Moderate	Low
Damage Assessment:	Good	Damaged	Significantly Damaged

COMMENTS:

CHAIN OF CUSTODY

Relinquished By: [signature] Time: 1900 Date: 04/04/18
Received By: Time: Date:
Relinquished By: Time: Date:
Received By: Time: Date:

Page 9 of 16
2 4

Converse Consultants

#321808270

717 Myrtle Avenue
Monrovia, CA 91016-3500
Tel.: (626) 930-1200
Fax: (626)930-1212

BULK SAMPLE LOG

Project Name: SBCUSD/Pacific High School

Collected By: RDS

Project No.: 18-16-105-02

Date: April 03, 2018

HOMOGENEOUS MATERIAL: 2 x 4' Stippled Ceiling Tiles

Sample Number	Location	Area Sq. Ft.	Condition
Y-011	West Y Bldg, Boys' Locker Room, NW	600	Good
Y-012	↓ , ↓ , NW	↓	↓
Y-013	↓ , Girls' Locker Room, E	↓	↓

Friability:	Friable	Non-Friable	
Potential for Contact with Material:	High	Moderate	Low
Influence of Vibration:	High	Moderate	Low
Potential for Air Erosion:	High	Moderate	Low
Damage Assessment:	Good	Damaged	Significantly Damaged

COMMENTS: The rest of the building's rooms have fiberglass ceiling tiles.
Could not access restrooms

CHAIN OF CUSTODY

Relinquished By: [signature] Time: 1900 Date: 04/04/18
Received By: Time: Date:
Relinquished By: Time: Date:
Received By: Time: Date:

Page ~~12~~ 3 of ~~16~~ 4

Converse Consultants

717 Myrtle Avenue
Monrovia, CA 91016-3500
Tel.: (626) 930-1200
Fax: (626)930-1212

#321808270

BULK SAMPLE LOG

Project Name: SBCUSD/Pacific High School

Collected By: RDS

Project No.: 18-16-105-02

Date: April 03, 2018

HOMOGENEOUS MATERIAL: Drywall (no joint compound), behind metal walls

Sample Number	Location	Area Sq. Ft.	Condition
Y-14	West Y Bldg, Boys' Locker Rm, NW	~~3,750~~ 4,050	RB Good
Y-15	↓ , NW	4,050	↓
Y-16	, Girls' Locker Rm, E	↓	↓
Y-17	, Room Z-Ø, S wall, W	↓	↓
Y-18	, Room Z-1, E	↓	↓
Y-19	, Room Z-2, NW	↓	↓
Y-20	↓ , Room Z-3, E	↓	↓

Friability:	(Friable)	Non-Friable	
Potential for Contact with Material:	High	Moderate	(Low)
Influence of Vibration:	High	Moderate	(Low)
Potential for Air Erosion:	High	Moderate	(Low)
Damage Assessment:	(Good)	Damaged	Significantly Damaged

COMMENTS: East and West walls only. North and south walls are all metal.

CHAIN OF CUSTODY

Relinquished By: [signature] Time: 1900 Date: 04/04/18
Received By: Time: Date:
Relinquished By: Time: Date:
Received By: Time: Date:

Page ~~13~~ 4 of ~~16~~ 4

LA Testing

520 Mission Street South Pasadena, CA 91030

Tel/Fax: (323) 254-9960 / (323) 254-9982

http://www.LATesting.com / pasadenalab@latesting.com

LA Testing Order: 321808259
Customer ID: 32CONV56
Customer PO: 18-16-105-02
Project ID:

Attention: Laura Tanaka
Converse Consultants
717 S Myrtle Avenue
Monrovia, CA 91016

Project: 18-16-105-02

Phone: (626) 930-1200
Fax: (626) 930-1212
Received Date: 04/06/2018 4:00 PM
Analysis Date: 04/13/2018
Collected Date:

Test Report: Asbestos Analysis of Bulk Materials via EPA 600/R-93/116 Method using Polarized Light Microscopy

			Non-Asbestos		Asbestos
Sample	**Description**	**Appearance**	**% Fibrous**	**% Non-Fibrous**	**% Type**
Z-01 *321808259-0001*	East Z bldg, room Z-4 NE - Drywall walls (no joint compound)	White Non-Fibrous Homogeneous	3% Cellulose	97% Non-fibrous (Other)	None Detected
Z-02 *321808259-0002*	East Z bldg, room Z-4 NW - Drywall walls (no joint compound)	Brown/White Fibrous Homogeneous	8% Cellulose	92% Non-fibrous (Other)	None Detected
Z-03 *321808259-0003*	East Z bldg, room Z-5 NE - Drywall walls (no joint compound)	Brown/White Fibrous Heterogeneous	12% Cellulose	88% Non-fibrous (Other)	None Detected
Z-04 *321808259-0004*	East Z bldg, room Z-6 SW - Drywall walls (no joint compound)	Brown/White Fibrous Heterogeneous	20% Cellulose	80% Non-fibrous (Other)	None Detected
Z-05 *321808259-0005* *Sample Not Submitted*	(later date)				Not Submitted
Z-06 *321808259-0006*	East Z bldg, room Z-4 Center - 2x4 fissured ceiling tiles	Brown/Gray/White Fibrous Homogeneous	40% Cellulose 20% Min. Wool	20% Perlite 20% Non-fibrous (Other)	None Detected
Z-07 *321808259-0007*	East Z bldg, room Z-5 NE - 2x4 fissured ceiling tiles	Brown/White Fibrous Heterogeneous	40% Cellulose 20% Min. Wool	20% Perlite 20% Non-fibrous (Other)	None Detected
Z-08 *321808259-0008*	East Z bldg, room Z-6 SW - 2x4 fissured ceiling tiles	White/Beige Fibrous Homogeneous	40% Cellulose	30% Perlite 30% Non-fibrous (Other)	None Detected
Z-09 *321808259-0009* *sample not submitted*	(later date)				Not Submitted
Z-10 *321808259-0010* *Sample not submitted*	(later date)				Not Submitted
Z-11 *321808259-0011*	West Z bldg, room Z-1 W - Drywall walls (no joint compound) behind metal walls	Brown/White Fibrous Heterogeneous	15% Cellulose	85% Non-fibrous (Other)	None Detected
Z-12 *321808259-0012*	West Z bldg, room Z-2 NE - Drywall walls (no joint compound) behind metal walls	Brown/White Fibrous Heterogeneous	10% Cellulose	90% Non-fibrous (Other)	None Detected
Z-13 *321808259-0013*	West Z bldg, room Z-3 NW - Drywall walls (no joint compound) behind metal walls	Brown/White Fibrous Heterogeneous	20% Cellulose	80% Non-fibrous (Other)	None Detected
Z-14-VFT *321808259-0014*	West Z bldg, room Z-2 NW - 12x12 tan speckled vinyl floor tile + mastic	Beige Non-Fibrous Homogeneous		100% Non-fibrous (Other)	None Detected

Initial report from: 04/13/2018 15:20:30

LA Testing
520 Mission Street South Pasadena, CA 91030
Tel/Fax: (323) 254-9960 / (323) 254-9982
http://www.LATesting.com / pasadenalab@latesting.com

LA Testing Order: 321808259
Customer ID: 32CONV56
Customer PO: 18-16-105-02
Project ID:

Test Report: Asbestos Analysis of Bulk Materials via EPA 600/R-93/116 Method using Polarized Light Microscopy

			Non-Asbestos		Asbestos
Sample	**Description**	**Appearance**	**% Fibrous**	**% Non-Fibrous**	**% Type**
Z-14-Mastic *321808259-0014A*	West Z bldg, room Z-2 NW - 12x12 tan speckled vinyl floor tile + mastic	Yellow Non-Fibrous Homogeneous		100% Non-fibrous (Other)	None Detected
Z-14-Leveling Compound *321808259-0014B*	West Z bldg, room Z-2 NW - 12x12 tan speckled vinyl floor tile + mastic	Gray Non-Fibrous Homogeneous		100% Non-fibrous (Other)	None Detected
Z-15-VFT *321808259-0015*	West Z bldg, room Z-2 SE - 12x12 tan speckled vinyl floor tile + mastic	Beige Non-Fibrous Homogeneous		100% Non-fibrous (Other)	None Detected
Z-15-Mastic *321808259-0015A*	West Z bldg, room Z-2 SE - 12x12 tan speckled vinyl floor tile + mastic	Yellow Non-Fibrous Homogeneous		100% Non-fibrous (Other)	None Detected
Z-15-Leveling Compound *321808259-0015B*	West Z bldg, room Z-2 SE - 12x12 tan speckled vinyl floor tile + mastic	Gray Non-Fibrous Homogeneous		100% Non-fibrous (Other)	None Detected
Z-16-VFT *321808259-0016*	West Z bldg, room Z-2 SW - 12x12 tan speckled vinyl floor tile + mastic	Beige Non-Fibrous Homogeneous		100% Non-fibrous (Other)	None Detected
Z-16-Mastic *321808259-0016A*	West Z bldg, room Z-2 SW - 12x12 tan speckled vinyl floor tile + mastic	Yellow Non-Fibrous Homogeneous		100% Non-fibrous (Other)	None Detected
Z-16-Leveling Compound *321808259-0016B*	West Z bldg, room Z-2 SW - 12x12 tan speckled vinyl floor tile + mastic	Gray Non-Fibrous Homogeneous		100% Non-fibrous (Other)	None Detected
Z-17-Baseboard *321808259-0017*	West Z bldg, room Z-1 SW - Baseboard mastic	Brown Non-Fibrous Homogeneous		100% Non-fibrous (Other)	None Detected
Z-17-Mastic 1 *321808259-0017A*	West Z bldg, room Z-1 SW - Baseboard mastic	Beige Non-Fibrous Homogeneous		100% Non-fibrous (Other)	None Detected
Z-17-Mastic 2 *321808259-0017B*	West Z bldg, room Z-1 SW - Baseboard mastic	Brown Non-Fibrous Homogeneous		100% Non-fibrous (Other)	None Detected
Z-18-Mastic 1 *321808259-0018*	West Z bldg, room Z-2 NW - Baseboard mastic	Beige Non-Fibrous Homogeneous		100% Non-fibrous (Other)	None Detected
Z-18-Mastic 2 *321808259-0018A*	West Z bldg, room Z-2 NW - Baseboard mastic	Brown Non-Fibrous Homogeneous		100% Non-fibrous (Other)	None Detected
Z-19-Mastic 1 *321808259-0019*	West Z bldg, room Z-3 Souht - Baseboard mastic	Beige Non-Fibrous Homogeneous		100% Non-fibrous (Other)	None Detected
Z-19-Mastic 2 *321808259-0019A*	West Z bldg, room Z-3 Souht - Baseboard mastic	Brown Non-Fibrous Homogeneous	3% Wollastonite	97% Non-fibrous (Other)	None Detected

Initial report from: 04/13/2018 15:20:30

LA Testing

520 Mission Street South Pasadena, CA 91030

Tel/Fax: (323) 254-9960 / (323) 254-9982

http://www.LATesting.com / pasadenalab@latesting.com

LA Testing Order:	321808259
Customer ID:	32CONV56
Customer PO:	18-16-105-02
Project ID:	

Analyst(s)

Julie Vong (8)

Rosa Mendoza (18)

Jerry Drapala Ph.D, Laboratory Manager
or Other Approved Signatory

EMSL maintains liability limited to cost of analysis. This report relates only to the samples reported and may not be reproduced, except in full, without written approval by EMSL. EMSL bears no responsibility for sample collection activities or analytical method limitations. Interpretation and use of test results are the responsibility of the client. This report must not be used by the client to claim product certification, approval, or endorsement by NVLAP, NIST or any agency of the federal government. Non-friable organically bound materials present a problem matrix and therefore EMSL recommends gravimetric reduction prior to analysis. Samples received in good condition unless otherwise noted. Estimated accuracy, precision and uncertainty data available upon request. Unless requested by the client, building materials manufactured with multiple layers (i.e. linoleum, wallboard, etc.) are reported as a single sample. Reporting limit is 1%

Samples analyzed by LA Testing South Pasadena, CA NVLAP Lab Code 200232-0, CA ELAP 2283

Initial report from: 04/13/2018 15:20:30

OrderID: 321808259

Asbestos Chain of Custody

LA Testing Order Number *(Lab Use Only)*:

#321808259

LA TESTING
520 MISSION STREET
S. PASADENA, CA 91030
PHONE: (323) 254-9960
FAX: (323) 254-9982

Company : Converse Consultants	**LA Testing-Bill to:** ☒ Same ☐ Different If Bill to is Different note instructions in Comments**
Street: 717 S Myrtle Avenue	*Third Party Billing requires written authorization from third party*
City: Monrovia / **State/Province: CA**	**Zip/Postal Code: 91061** / **Country: USA**
Report To (Name): Laura Tanaka	**Fax #:**
Telephone #: 626-804-3422	**Email Address: ltanaka@converseconsultants.com**
Project Name/Number: 18-16-105-02	
Please Provide Results: ☐ Fax ☒ Email	**Purchase Order: 18-16-105-02** / **U.S. State Samples Taken: CA**

Turnaround Time (TAT) Options* – Please Check

☐ 3 Hour ☐ 6 Hour ☐ 24 Hour ☐ 48 Hour ☐ 72 Hour ☐ 96 Hour ☒ 1 Week ☐ 2 Week

**For TEM Air 3 hours through 6 hours, please call ahead to schedule.*There is a premium charge for 3 Hour TEM AHERA or EPA Level II TAT. You will be asked to sign an authorization form for this service. Analysis completed in accordance with LA Testing's Terms and Conditions located in the Analytical Price Guide.*

PCM - Air
- ☐ NIOSH 7400
- ☐ w/ OSHA 8hr. TWA

PLM - Bulk (reporting limit)
- ☒ PLM EPA 600/R-93/116 (<1%)
- ☐ PLM EPA NOB (<1%)

Point Count
- ☐ 400 (<0.25%) ☐ 1000 (<0.1%)

Point Count w/Gravimetric
- ☐ 400 (<0.25%) ☐ 1000 (<0.1%)
- ☐ NYS 198.1 (friable in NY)
- ☐ NYS 198.6 NOB (non-friable-NY)
- ☐ NIOSH 9002 (<1%)

TEM – Air ☐ **4-4.5hr TAT (AHERA only)**
- ☐ AHERA 40 CFR, Part 763
- ☐ NIOSH 7402
- ☐ EPA Level II
- ☐ ISO 10312

TEM - Bulk
- ☐ TEM EPA NOB
- ☐ NYS NOB 198.4 (non-friable-NY)
- ☐ Chatfield SOP
- ☐ TEM Mass Analysis-EPA 600 sec. 2.5

TEM – Water: EPA 100.2
- Fibers >10µm ☐ Waste ☐ Drinking
- All Fiber Sizes ☐ Waste ☐ Drinking

TEM- Dust
- ☐ Microvac - ASTM D 5755
- ☐ Wipe - ASTM D6480
- ☐ Carpet Sonication (EPA 600/J-93/167)

Soil/Rock/Vermiculite
- ☐ PLM CARB 435 - A (0.25% sensitivity)
- ☐ PLM CARB 435 - B (0.1% sensitivity)
- ☐ TEM CARB 435 - B (0.1% sensitivity)
- ☐ TEM CARB 435 - C (0.01% sensitivity)
- ☐ EPA Protocol (Semi-Quantitative)
- ☐ EPA Protocol (Quantitative)

Other:
- ☐

☐ **Check For Positive Stop – Clearly Identify Homogenous Group**

Samplers Name: | **Samplers Signature:**

Sample #	Sample Description	Volume/Area (Air) HA # (Bulk)	Date/Time Sampled
	SEE ATTACHED		
	BLDG Z		

Client Sample # (s): See attached - **Total # of Samples:** 19

Relinquished (Client): L Sanala **Date:** 04.06.18 **Time:**

Received (Lab): Omokisscok (PU) **Date:** 4/6/18 **Time:** 11:00

Comments/Special Instructions:

Page 1 of 4 pages

Controlled Document – Asbestos COC – R2 – 1/12/2010

Converse Consultants

717 Myrtle Avenue
Monrovia, CA 91016-3500
Tel.: (626) 930-1200
Fax: (626)930-1212

#321808259

BULK SAMPLE LOG

Project Name: SBCUSD/Pacific High School

Collected By: RDS

Project No.: 18-16-105-02

Date: April 02, 2018

HOMOGENEOUS MATERIAL: Drywall Walls (no joint compound)

Sample Number	Location	Area Sq. Ft.	Condition
Z-01	East Z Bldg, Room Z-4, NE	5200	Good
Z-02	, Room Z-4, NW		
Z-03	, Room Z-5, NE		
Z-04	, Room Z-6, SW		
Z-05	(Later Date)		

Friability:	Friable	Non-Friable	
Potential for Contact with Material:	High	Moderate	Low
Influence of Vibration:	High	Moderate	Low
Potential for Air Erosion:	High	Moderate	Low
Damage Assessment:	Good	Damaged	Significantly Damaged

COMMENTS: Behind fiber wall-board.
Carpet mastic and baseboard mastic are non-suspect.
Roof is metal, with silicon mastic.

CHAIN OF CUSTODY

Relinquished By:	[signature]	Time:	1900	Date:	04/04/18
Received By:		Time:		Date:	
Relinquished By:		Time:		Date:	
Received By:		Time:		Date:	

Page ~~10~~ 1 of ~~16~~ 5

#321808259

Converse Consultants

717 Myrtle Avenue
Monrovia, CA 91016-3500
Tel.: (626) 930-1200
Fax: (626)930-1212

BULK SAMPLE LOG

Project Name: SBCUSD/Pacific High School

Collected By: RDS

Project No.: 18-16-105-02

Date: April 02, 2018

HOMOGENEOUS MATERIAL: 2 x 4 Fissured Ceiling Tiles

Sample Number	Location	Area Sq. Ft.	Condition
Z-06	East Z Bldg, Room Z-4, Center	4000	Good
Z-07	↓ , Room Z-5, NE	↓	↓
Z-08	↓ , Room Z-6, SW	↓	↓
Z-09	(Later Date)		
Z-10	(Later Date)		

Friability:	Friable	Non-Friable	
Potential for Contact with Material:	High	Moderate	Low
Influence of Vibration:	High	Moderate	Low
Potential for Air Erosion:	High	Moderate	Low
Damage Assessment:	Good	Damaged	Significantly Damaged

COMMENTS:

CHAIN OF CUSTODY

Relinquished By: [signature] Time: 1900 Date: 04/04/18
Received By: Time: Date:
Relinquished By: Time: Date:
Received By: Time: Date:

Page ~~4~~ 2 of ~~16~~ 5

#321808259

Converse Consultants

717 Myrtle Avenue
Monrovia, CA 91016-3500
Tel.: (626) 930-1200
Fax: (626)930-1212

BULK SAMPLE LOG

Project Name: SBCUSD/Pacific High School

Collected By: RDS

Project No.: 18-16-105-02

Date: April 03, 2018

HOMOGENEOUS MATERIAL: Drywall (no joint compound) behind metal walls

Sample Number	Location	Area Sq. Ft.	Condition
Z-11	West Z Bldg, Room Z-1, W	1800	Good
Z-12	, Room Z-2, NE	↓	↓
Z-13	, Room Z-3, NW	↓	↓

Friability:	Friable	Non-Friable	
Potential for Contact with Material:	High	Moderate	Low
Influence of Vibration:	High	Moderate	Low
Potential for Air Erosion:	High	Moderate	Low
Damage Assessment:	Good	Damaged	Significantly Damaged

COMMENTS: East and west walls only. North and south walls are all metal.

CHAIN OF CUSTODY

Relinquished By: Rod Steensfield Time: 1900 Date: 04/04/18
Received By: Time: Date:
Relinquished By: Time: Date:
Received By: Time: Date:

Page ~~14~~ 3 of ~~16~~ 5

Converse Consultants

#321808259

717 Myrtle Avenue
Monrovia, CA 91016-3500
Tel.: (626) 930-1200
Fax: (626)930-1212

BULK SAMPLE LOG

Project Name: SBCUSD/Pacific High School

Collected By: RDS

Project No.: 18-16-105-02

Date: April 03, 2018

HOMOGENEOUS MATERIAL: 12 x 12 Tan Spectled Vinyl Floor Tile + mastic

Sample Number	Location	Area Sq. Ft.	Condition
Z-14	West Z Bldg, Room Z-2, NW	1,050	Good
Z-15	↓ ↓ , SE	↓	↓
Z-16	↓ ↓ , SW	↓	↓

Friability:	Friable	Non-Friable	
Potential for Contact with Material:	High	Moderate	Low
Influence of Vibration:	High	Moderate	Low
Potential for Air Erosion:	High	Moderate	Low
Damage Assessment:	Good	Damaged	Significantly Damaged

COMMENTS: Rooms Z-1 and Z-3 carpeted. Yellow-Brown carpet mastic not suspect

CHAIN OF CUSTODY

Relinquished By: [signature] Time: 1900 Date: 04/04/18
Received By: Time: Date:
Relinquished By: Time: Date:
Received By: Time: Date:

Page ~~15~~ 4 of ~~16~~ 5

#321808259

Converse Consultants

717 Myrtle Avenue
Monrovia, CA 91016-3500
Tel.: (626) 930-1200
Fax: (626)930-1212

BULK SAMPLE LOG

Project Name: SBCUSD/Pacific High School

Collected By: RDS

Project No.: 18-16-105-02

Date: April 03, 2018

HOMOGENEOUS MATERIAL: Baseboard mastic

Sample Number	Location	Area Sq. Ft.	Condition
Z-17	West Z Bldg, Room Z-1, SW	65	Good
Z-18	, Room Z-2, NW		
Z-19	, Room Z-3, South		

Friability:	Friable	Non-Friable	
Potential for Contact with Material:	High	Moderate	Low
Influence of Vibration:	High	Moderate	Low
Potential for Air Erosion:	High	Moderate	Low
Damage Assessment:	Good	Damaged	Significantly Damaged

COMMENTS: covered by white non-suspect mastic in some locations

CHAIN OF CUSTODY

Relinquished By: [signature] Time: 1900 Date: 04/04/18
Received By: Time: Date:
Relinquished By: Time: Date:
Received By: Time: Date:

Page ~~16~~ 5 of ~~16~~ 5

EMSL Analytical, Inc.

490 Rowley Road Depew, NY 14043
Tel/Fax: (716) 651-0030 / (716) 651-0394
http://www.EMSL.com / buffalolab@emsl.com

EMSL Order: 141801748
Customer ID: 32CONV56
Customer PO: 18-16-105-02
Project ID:

Attention: Laura Tanaka
Converse Consultants
717 S Myrtle Avenue
Monrovia, CA 91016

Phone: (626) 930-1200
Fax: (626) 930-1212
Received Date: 04/17/2018 3:00 PM
Analysis Date: 04/23/2018
Collected Date: 04/11/2018 - 04/14/2018

Project: 18-16-105-02 / SBUSD/Pacific High School

Test Report: Asbestos Analysis of Bulk Materials via EPA 600/R-93/116 Method using Polarized Light Microscopy

			Non-Asbestos		Asbestos
Sample	**Description**	**Appearance**	**% Fibrous**	**% Non-Fibrous**	**% Type**
Aud-01 *141801748-0001*	Auditorium, Upper Roof, Center - Roof Core	Black Fibrous Homogeneous	15% Glass	85% Non-fibrous (Other)	None Detected
Aud-02 *141801748-0002*	Auditorium, Mid Roof, Center - Roof Core	Black Fibrous Homogeneous	15% Glass	85% Non-fibrous (Other)	None Detected
Aud-03 *141801748-0003*	Auditorium, Lower Roof, SE - Roof Core	Black Fibrous Homogeneous	15% Glass	85% Non-fibrous (Other)	None Detected
Aud-04 *141801748-0004*	Auditorium, Upper Roof, West - Roof Parapet	Gray/Black Fibrous Homogeneous	15% Glass	85% Non-fibrous (Other)	None Detected
Aud-05 *141801748-0005*	Auditorium, Mid Roof, West - Roof Parapet	Gray/Black Fibrous Homogeneous	15% Glass	85% Non-fibrous (Other)	None Detected
Aud-06 *141801748-0006*	Auditorium, Lower Roof, SE - Roof Parapet	Gray/Black Fibrous Homogeneous	15% Glass	85% Non-fibrous (Other)	None Detected
Aud-07 *141801748-0007*	Auditorium, Mid Roof, Center/North - Penetration Mastic	Gray/Black Fibrous Homogeneous		93% Non-fibrous (Other)	7% Chrysotile
Aud-08 *141801748-0008*	Auditorium, Upper Roof, North - Penetration Mastic	Gray/Black Fibrous Homogeneous	15% Cellulose	85% Non-fibrous (Other)	None Detected
Aud-09 *141801748-0009*	Auditorium, Lower Roof, North - Penetration Mastic	Gray/Black Fibrous Homogeneous	10% Cellulose	90% Non-fibrous (Other)	None Detected
Aud-10 *141801748-0010*	Mezzanine - Baseboard Mastic	Brown Fibrous Homogeneous		98% Non-fibrous (Other)	2% Anthophyllite
Aud-11 *141801748-0011*	Mezz Boys Dress Rm - Baseboard Mastic	Brown Fibrous Homogeneous		98% Non-fibrous (Other)	2% Anthophyllite
Aud-12 *141801748-0012*	Mezz Boys RR - Baseboard Mastic	Brown Fibrous Homogeneous		98% Non-fibrous (Other)	2% Anthophyllite
Aud-13-Floor Tile *141801748-0013*	Mezz Boys Dress RR - 12x12 VFT, Lt Beige w/Dk Brown Mastic	Beige Non-Fibrous Homogeneous		100% Non-fibrous (Other)	None Detected
Aud-13-Mastic *141801748-0013A*	Mezz Boys Dress RR - 12x12 VFT, Lt Beige w/Dk Brown Mastic	Brown Non-Fibrous Homogeneous		100% Non-fibrous (Other)	None Detected
Aud-14-Floor Tile *141801748-0014*	Mezz Boys RR - 12x12 VFT, Lt Beige w/Dk Brown Mastic	Beige Non-Fibrous Homogeneous		100% Non-fibrous (Other)	None Detected
Aud-14-Mastic *141801748-0014A*	Mezz Boys RR - 12x12 VFT, Lt Beige w/Dk Brown Mastic	Brown Non-Fibrous Homogeneous		100% Non-fibrous (Other)	None Detected

Initial report from: 04/23/2018 15:29:14

EMSL Analytical, Inc.
490 Rowley Road Depew, NY 14043
Tel/Fax: (716) 651-0030 / (716) 651-0394
http://www.EMSL.com / buffalolab@emsl.com

EMSL Order: 141801748
Customer ID: 32CONV56
Customer PO: 18-16-105-02
Project ID:

Test Report: Asbestos Analysis of Bulk Materials via EPA 600/R-93/116 Method using Polarized Light Microscopy

			Non-Asbestos		Asbestos
Sample	**Description**	**Appearance**	**% Fibrous**	**% Non-Fibrous**	**% Type**
Aud-15-Floor Tile *141801748-0015*	Mezz - 12x12 VFT, Lt Beige w/Dk Brown Mastic	Beige Non-Fibrous Homogeneous		100% Non-fibrous (Other)	None Detected
Aud-15-Mastic *141801748-0015A*	Mezz - 12x12 VFT, Lt Beige w/Dk Brown Mastic	Brown Non-Fibrous Homogeneous		100% Non-fibrous (Other)	None Detected
Aud-16 *141801748-0016*	Mezz Area, Lower Area SEC - Plaster Ceiling W/Acoust. Spray On	Gray Non-Fibrous Homogeneous		100% Non-fibrous (Other)	None Detected
Aud-17 *141801748-0017*	Mezz Area, Lower Area NWC - Plaster Ceiling W/Acoust. Spray On	Gray Non-Fibrous Homogeneous		100% Non-fibrous (Other)	None Detected
Aud-18 *141801748-0018*	Mezz Area, Upper NWC - Plaster Ceiling W/Acoust. Spray On	Gray Non-Fibrous Homogeneous		100% Non-fibrous (Other)	None Detected
Aud-19 *141801748-0019*	Mezz Area, (Mezz) Upper SEC - Plaster Ceiling W/Acoust. Spray On	Gray Non-Fibrous Homogeneous		100% Non-fibrous (Other)	None Detected
Aud-20 *141801748-0020*	Mezz Area, Upper NWC - Plaster Ceiling W/Acoust. Spray On	Gray Non-Fibrous Homogeneous		100% Non-fibrous (Other)	None Detected
Aud-21 *141801748-0021*	Mezz Area Upper Mezz NWC - Acoustical Spray On	White Non-Fibrous Homogeneous		100% Non-fibrous (Other)	None Detected
Aud-22 *141801748-0022*	Mezz Area Lower Area NW - Acoustical Spray On	White Non-Fibrous Homogeneous		100% Non-fibrous (Other)	None Detected
Aud-23 *141801748-0023*	Mezz Area Upper Area SWC - Acoustical Spray On	White Non-Fibrous Homogeneous		100% Non-fibrous (Other)	None Detected
Aud-24 *141801748-0024*	Mezz Area Lower Area SEC - Acoustical Spray On	White Non-Fibrous Homogeneous		100% Non-fibrous (Other)	None Detected
Aud-25 *141801748-0025*	Mezz Area Upper Area SEC - Acoustical Spray On	White Non-Fibrous Homogeneous		100% Non-fibrous (Other)	None Detected
Aud-26 *141801748-0026*	Auditorium N - Baseboard Mastic, Dk Brown	Brown Non-Fibrous Homogeneous		100% Non-fibrous (Other)	None Detected
Aud-27 *141801748-0027*	Auditorium SW - Baseboard Mastic, Dk Brown	Brown Non-Fibrous Homogeneous		100% Non-fibrous (Other)	None Detected
Aud-28 *141801748-0028*	Lobby Stor Closet - Baseboard Mastic, Dk Brown	Brown Non-Fibrous Homogeneous		100% Non-fibrous (Other)	None Detected
Aud-29-Drywall *141801748-0029*	Ceilings Men RR C - Drywall/Jt Comp	Gray Fibrous Homogeneous	3% Cellulose	97% Non-fibrous (Other)	None Detected
Aud-29-Joint Compound *141801748-0029A*	Ceilings Men RR C - Drywall/Jt Comp	White Non-Fibrous Homogeneous		100% Non-fibrous (Other)	None Detected
Aud-30-Drywall *141801748-0030*	Ceilings Men RR W - Drywall/Jt Comp	Gray Fibrous Homogeneous	3% Cellulose	97% Non-fibrous (Other)	None Detected

Initial report from: 04/23/2018 15:29:14

EMSL Analytical, Inc.
490 Rowley Road Depew, NY 14043
Tel/Fax: (716) 651-0030 / (716) 651-0394
http://www.EMSL.com / buffalolab@emsl.com

EMSL Order: 141801748
Customer ID: 32CONV56
Customer PO: 18-16-105-02
Project ID:

Test Report: Asbestos Analysis of Bulk Materials via EPA 600/R-93/116 Method using Polarized Light Microscopy

			Non-Asbestos		Asbestos
Sample	**Description**	**Appearance**	**% Fibrous**	**% Non-Fibrous**	**% Type**
Aud-30-Joint Compound *141801748-0030A*	Ceilings Men RR W - Drywall/Jt Comp	White Non-Fibrous Homogeneous		100% Non-fibrous (Other)	None Detected
Aud-31-Drywall *141801748-0031*	Ceiling Women RR S - Drywall/Jt Comp	Gray Fibrous Homogeneous	3% Cellulose	97% Non-fibrous (Other)	None Detected
Aud-31-Joint Compound *141801748-0031A*	Ceiling Women RR S - Drywall/Jt Comp	White Non-Fibrous Homogeneous		100% Non-fibrous (Other)	None Detected
Aud-32 *141801748-0032*	"Roof Access" Closet - Wall Plaster	White Non-Fibrous Homogeneous		100% Non-fibrous (Other)	None Detected
Aud-33 *141801748-0033*	Stage SW - Wall Plaster	White Non-Fibrous Homogeneous		100% Non-fibrous (Other)	None Detected
Aud-34 *141801748-0034*	Stage N Steps - Wall Plaster	White Non-Fibrous Homogeneous		100% Non-fibrous (Other)	None Detected
Aud-35 *141801748-0035*	Auditorium N - Wall Plaster	White Non-Fibrous Homogeneous		100% Non-fibrous (Other)	None Detected
Aud-36 *141801748-0036*	Auditorium SW - Wall Plaster	White Non-Fibrous Homogeneous		100% Non-fibrous (Other)	None Detected
Aud-44 *141801748-0037*	Auditorium Backstage SE - Wall Plaster	White Non-Fibrous Homogeneous		100% Non-fibrous (Other)	None Detected
Aud-45 *141801748-0038*	Mezz RR NW - Wall Plaster	White Non-Fibrous Homogeneous		100% Non-fibrous (Other)	None Detected
Aud-37 *141801748-0039*	Auditorium Area Roof Access Closet - Plaster, Ceiling	Gray Non-Fibrous Homogeneous		100% Non-fibrous (Other)	None Detected
Aud-38 *141801748-0040*	Auditorium Area Janitor Closet - Plaster, Ceiling	Gray Non-Fibrous Homogeneous		100% Non-fibrous (Other)	None Detected
Aud-39 *141801748-0041*	Auditorium Area Storage by Wo RR - Plaster, Ceiling	Gray Non-Fibrous Homogeneous		100% Non-fibrous (Other)	None Detected
Aud-40 *141801748-0042*	Auditorium Area Audio SW - Plaster, Ceiling	Gray Non-Fibrous Homogeneous		100% Non-fibrous (Other)	None Detected
Aud-41 *141801748-0043*	Auditorium Area Audio NW - Plaster, Ceiling	Gray Non-Fibrous Homogeneous		100% Non-fibrous (Other)	None Detected
Aud-42 *141801748-0044*	Auditorium Area Mezz RR N - Plaster, Ceiling	Gray Non-Fibrous Homogeneous		100% Non-fibrous (Other)	None Detected
Aud-43 *141801748-0045*	Auditorium Area Mezz Dress Rm - Plaster, Ceiling	Gray Non-Fibrous Homogeneous		100% Non-fibrous (Other)	None Detected
Aud-46 *141801748-0046*	Lobby Phone Booth - Wall Mastic, Dk Brown	Brown Non-Fibrous Homogeneous		100% Non-fibrous (Other)	None Detected
Aud-47 *141801748-0047*	Stage E - Wall Mastic, Dk Brown	Brown Non-Fibrous Homogeneous		100% Non-fibrous (Other)	None Detected

Initial report from: 04/23/2018 15:29:14

EMSL Analytical, Inc.
490 Rowley Road Depew, NY 14043
Tel/Fax: (716) 651-0030 / (716) 651-0394
http://www.EMSL.com / buffalolab@emsl.com

EMSL Order: 141801748
Customer ID: 32CONV56
Customer PO: 18-16-105-02
Project ID:

Test Report: Asbestos Analysis of Bulk Materials via EPA 600/R-93/116 Method using Polarized Light Microscopy

			Non-Asbestos		Asbestos
Sample	**Description**	**Appearance**	**% Fibrous**	**% Non-Fibrous**	**% Type**
Aud-48 *141801748-0048*	Stage N - Wall Mastic, Dk Brown	Brown Non-Fibrous Homogeneous		100% Non-fibrous (Other)	None Detected
Aud-49 *141801748-0049*	Foyer Entry W - Drywall/Acoust Ceil	Gray Fibrous Homogeneous	3% Cellulose	97% Non-fibrous (Other)	None Detected
Aud-50 *141801748-0050*	Main Entry - Drywall/Acoust Ceil	Gray Fibrous Homogeneous	3% Cellulose	97% Non-fibrous (Other)	None Detected
Aud-51 *141801748-0051*	Foyer North - Drywall/Acoust Ceil	Gray Fibrous Homogeneous	3% Cellulose	97% Non-fibrous (Other)	None Detected
Aud-52 *141801748-0052*	Foyer SWC - Drywall/Acoust Ceil	Gray Fibrous Homogeneous	3% Cellulose	97% Non-fibrous (Other)	None Detected
Aud-53 *141801748-0053*	Foyer Center - Drywall/Acoust Ceil	Gray Fibrous Homogeneous	3% Cellulose	97% Non-fibrous (Other)	None Detected
Aud-54 *141801748-0054*	N Side Audit on Beam Above Seating Area - Fireproofing	White Non-Fibrous Homogeneous		100% Non-fibrous (Other)	None Detected
Aud-55 *141801748-0055*	N Side Audit on Beam Above Seating Area - Fireproofing	White Non-Fibrous Homogeneous		100% Non-fibrous (Other)	None Detected
Aud-56 *141801748-0056*	N Side Audit on Beam Above Seating Area - Fireproofing	White Non-Fibrous Homogeneous		100% Non-fibrous (Other)	None Detected
Aud-57 *141801748-0057*	N Side Audit on Beam Above Seating Area - Fireproofing	White Non-Fibrous Homogeneous		100% Non-fibrous (Other)	None Detected
Aud-58 *141801748-0058*	N Side Audit on Beam Above Seating Area - Fireproofing	White Non-Fibrous Homogeneous		100% Non-fibrous (Other)	None Detected
Aud-59 *141801748-0059*	N Side Audit Above Seating Area - Drywall (Unfinished)	Gray Fibrous Homogeneous	3% Cellulose	97% Non-fibrous (Other)	None Detected
Aud-60 *141801748-0060*	N Side Audit Above Seating Area - Drywall (Unfinished)	Gray Fibrous Homogeneous	3% Cellulose	97% Non-fibrous (Other)	None Detected
Aud-61 *141801748-0061*	N Side Audit Above Seating Area - Drywall (Unfinished)	Gray Fibrous Homogeneous	3% Cellulose	97% Non-fibrous (Other)	None Detected
Aud-62 *141801748-0062*	Stage N - Curtain, Purple	Purple Fibrous Homogeneous	99% Cellulose	1% Non-fibrous (Other)	None Detected
Aud-63 *141801748-0063*	Curtain S - Curtain, Purple	Purple Fibrous Homogeneous	99% Cellulose	1% Non-fibrous (Other)	None Detected
Aud-64 *141801748-0064*	Curtain S - Curtain, Purple	Purple Fibrous Homogeneous	99% Cellulose	1% Non-fibrous (Other)	None Detected
Aud-65 *141801748-0065*	Stage Curtain NW - Curtain, Black	Black Fibrous Homogeneous	99% Cellulose	1% Non-fibrous (Other)	None Detected
Aud-66 *141801748-0066*	Stage Curtain NE - Curtain, Black	Black Fibrous Homogeneous	99% Cellulose	1% Non-fibrous (Other)	None Detected

Initial report from: 04/23/2018 15:29:14

EMSL Analytical, Inc.
490 Rowley Road Depew, NY 14043
Tel/Fax: (716) 651-0030 / (716) 651-0394
http://www.EMSL.com / buffalolab@emsl.com

EMSL Order:	141801748
Customer ID:	32CONV56
Customer PO:	18-16-105-02
Project ID:	

Test Report: Asbestos Analysis of Bulk Materials via EPA 600/R-93/116 Method using Polarized Light Microscopy

			Non-Asbestos		Asbestos
Sample	**Description**	**Appearance**	**% Fibrous**	**% Non-Fibrous**	**% Type**
Aud-67 *141801748-0067*	Stage Curtain S - Curtain, Black	Black Fibrous Homogeneous	99% Cellulose	1% Non-fibrous (Other)	None Detected

Analyst(s)
Michelle Skillman (73)

Rhonda McGee, Laboratory Manager
or Other Approved Signatory

EMSL maintains liability limited to cost of analysis. This report relates only to the samples reported and may not be reproduced, except in full, without written approval by EMSL. EMSL bears no responsibility for sample collection activities or analytical method limitations. Interpretation and use of test results are the responsibility of the client. This report must not be used by the client to claim product certification, approval, or endorsement by NVLAP, NIST or any agency of the federal government. Non-friable organically bound materials present a problem matrix and therefore EMSL recommends gravimetric reduction prior to analysis. Samples received in good condition unless otherwise noted. Estimated accuracy, precision and uncertainty data available upon request. Unless requested by the client, building materials manufactured with multiple layers (i.e. linoleum, wallboard, etc.) are reported as a single sample. Reporting limit is 1%

Samples analyzed by EMSL Analytical, Inc. Depew, NY NVLAP Lab Code 200056-0

Initial report from: 04/23/2018 15:29:14

OrderID: 141801748

Asbestos Chain of Custody

LA Testing Order Number *(Lab Use Only)*: 141801748

LA TESTING
520 MISSION STREET
S. PASADENA, CA 91030
PHONE: (323) 254-9960
FAX: (323) 254-9982

Company : Converse Consultants	LA Testing-Bill to: ☒ Same ☐ Different If Bill to is Different note instructions in Comments**
Street: 3176 Pullman St, Suite 108	*Third Party Billing requires written authorization from third party*
City: Costa Mesa / State/Province: CA	Zip/Postal Code: 92626 / Country: USA
Report To (Name): Laura Tanaka	Fax #:
Telephone #: 626-807-3422	Email Address: ltanaka@converseconsultants.com
Project Name/Number: 18-16-105-02	
Please Provide Results: ☐ Fax ☒ Email / Purchase Order: 18-16-105-02	U.S. State Samples Taken: CA

Turnaround Time (TAT) Options* – Please Check

☐ 3 Hour ☐ 6 Hour ☐ 24 Hour ☐ 48 Hour ☐ 72 Hour ☐ 96 Hour ☐ 1 Week ☐ 2 Week

**For TEM Air 3 hours through 6 hours, please call ahead to schedule.*There is a premium charge for 3 Hour TEM AHERA or EPA Level II TAT. You will be asked to sign an authorization form for this service. Analysis completed in accordance with LA Testing's Terms and Conditions located in the Analytical Price Guide.*

PCM - Air
- ☐ NIOSH 7400
- ☐ w/ OSHA 8hr. TWA

PLM - Bulk (reporting limit)
- ☐ PLM EPA 600/R-93/116 (<1%)
- ☐ PLM EPA NOB (<1%)

Point Count
- ☐ 400 (<0.25%) ☐ 1000 (<0.1%)

Point Count w/Gravimetric
- ☐ 400 (<0.25%) ☐ 1000 (<0.1%)
- ☐ NYS 198.1 (friable in NY)
- ☐ NYS 198.6 NOB (non-friable-NY)
- ☐ NIOSH 9002 (<1%)

TEM – Air ☐ **4-4.5hr TAT** (AHERA only)
- ☐ AHERA 40 CFR, Part 763
- ☐ NIOSH 7402
- ☐ EPA Level II
- ☐ ISO 10312

TEM - Bulk
- ☐ TEM EPA NOB
- ☐ NYS NOB 198.4 (non-friable-NY)
- ☐ Chatfield SOP
- ☐ TEM Mass Analysis-EPA 600 sec. 2.5

TEM – Water: EPA 100.2
- Fibers >10µm ☐ Waste ☐ Drinking
- All Fiber Sizes ☐ Waste ☐ Drinking

TEM- Dust
- ☐ Microvac - ASTM D 5755
- ☐ Wipe - ASTM D6480
- ☐ Carpet Sonication (EPA 600/J-93/167)

Soil/Rock/Vermiculite
- ☐ PLM CARB 435 - A (0.25% sensitivity)
- ☐ PLM CARB 435 - B (0.1% sensitivity)
- ☐ TEM CARB 435 - B (0.1% sensitivity)
- ☐ TEM CARB 435 - C (0.01% sensitivity)
- ☐ EPA Protocol (Semi-Quantitative)
- ☐ EPA Protocol (Quantitative)

Other:
- ☐

☐ **Check For Positive Stop – Clearly Identify Homogenous Group**

Samplers Name: **Samplers Signature:**

Sample #	Sample Description	Volume/Area (Air) HA # (Bulk)	Date/Time Sampled
	See Attached		

Client Sample # (s): - **Total # of Samples:** 07

Relinquished (Client): L Sanda **Date:** 04.17.18 **Time:**

Received (Lab): DFlores (P.2hrs) **Date:** 4/17/18 **Time:** 3pm

Comments/Special Instructions:

Page 1 of 18 pages

RECEIVED APR 20 2018 BY: Jessica Stone 9:51am

Controlled Document – Asbestos COC R2 – 1/12/2010

717 Myrtle Avenue
Monrovia, CA 91016-3500
Tel.: (626) 930-1200
Fax: (626)930-1212

Converse Consultants 141801748

BULK SAMPLE LOG

Project Name: SBCUSD/Pacific High School

Collected By: RDS

Project No.: 18-16-105-02

Date: April 11, 2018

HOMOGENEOUS MATERIAL: Roof Core

Sample Number	Location	Area Sq. Ft.	Condition
Aud-01	Auditorium, Upper Roof, Center		Good
Aud-02	↓ , Mid Roof, Center		↓
Aud-03	↓ , Lower Roof, SE		↓

Friability:	Friable	Non-Friable	
Potential for Contact with Material:	High	Moderate	Low
Influence of Vibration:	High	Moderate	Low
Potential for Air Erosion:	High	Moderate	Low
Damage Assessment:	Good	Damaged	Significantly Damaged

COMMENTS: Rock Roof

CHAIN OF CUSTODY

Relinquished By: L Zanela Time: Date: 04-17-18
Received By: Time: Date:
Relinquished By: Time: Date:
Received By: Time: Date:

Page 1 of 17

Converse Consultants 141801748

717 Myrtle Avenue
Monrovia, CA 91016-3500
Tel.: (626) 930-1200
Fax: (626)930-1212

BULK SAMPLE LOG

Project Name: SBCUSD/Pacific High School

Collected By: RDS

Project No.: 18-16-105-02

Date: April 11, 2018

HOMOGENEOUS MATERIAL: Roof Parapet

Sample Number	Location	Area Sq. Ft.	Condition
Aud-04	Auditorium, Upper Roof, West		Good
Aud-05	↓ , Mid Roof, West		↓
Aud-06	↓ , Lower Roof, SE		↓

Friability:	Friable	Non-Friable	
Potential for Contact with Material:	High	~~Moderate~~	Low
Influence of Vibration:	High	Moderate	Low
Potential for Air Erosion:	High	Moderate	Low
Damage Assessment:	Good	Damaged	Significantly Damaged

COMMENTS:

CHAIN OF CUSTODY

Relinquished By: L Sierra Time: Date: 04.17.18
Received By: Time: Date:
Relinquished By: Time: Date:
Received By: Time: Date:

717 Myrtle Avenue
Monrovia, CA 91016-3500
Tel.: (626) 930-1200
Fax: (626)930-1212

Converse Consultants 141801748

BULK SAMPLE LOG

Project Name: SBCUSD/Pacific High School

Collected By: RDS

Project No.: 18-16-105-02

Date: April 11, 2018

HOMOGENEOUS MATERIAL: Penetration Mastic

Sample Number	Location	Area Sq. Ft.	Condition
Aud-07	Auditorium, Mid Roof, Center/North	30	Good
Aud-08	, Upper Roof, North		
Aud-09	, Lower Roof, North		

Friability:	Friable	Non-Friable	
Potential for Contact with Material:	High	Moderate	Low
Influence of Vibration:	High	Moderate	Low
Potential for Air Erosion:	High	Moderate	Low
Damage Assessment:	Good	Damaged	Significantly Damaged

COMMENTS:

CHAIN OF CUSTODY

Relinquished By: L Sunala Time: Date: 04.17.18
Received By: Time: Date:
Relinquished By: Time: Date:
Received By: Time: Date:

Converse Consultants 141801748

717 Myrtle Avenue
Monrovia, CA 91016-3500
Tel.: (626) 930-1200
Fax: (626)930-1212

BULK SAMPLE LOG

Project Name: SBCUSD/Pacific High School

Collected By: LAT

Project No.: 18-16-105-02

Date: April 14, 2018

HOMOGENEOUS MATERIAL: Baseboard mastic

Sample Number	Location	Area Sq. Ft.	Condition
AMD-10	Mezzanine	50	GOOD
-11	Mezz Boys Dress RM		
-12	" " RR		

Friability:	Friable	Non-Friable	
Potential for Contact with Material:	High	Moderate	Low
Influence of Vibration:	High	Moderate	Low
Potential for Air Erosion:	High	Moderate	Low
Damage Assessment:	Good	Damaged	Significantly Damaged

COMMENTS:

CHAIN OF CUSTODY

Relinquished By: L Sanala Time: Date: 04.17.18
Received By: Time: Date:
Relinquished By: Time: Date:
Received By: Time: Date:

Converse Consultants 141801748

717 Myrtle Avenue
Monrovia, CA 91016-3500
Tel.: (626) 930-1200
Fax: (626)930-1212

BULK SAMPLE LOG

Project Name: SBCUSD/Pacific High School Collected By: LAT

Project No.: 18-16-105-02 Date: April 14, 2018

HOMOGENEOUS MATERIAL: 12x12 VAT, LT Beige w/ DK Brown Mastic

Sample Number	Location	Area Sq. Ft.	Condition
AUD-13	Mezz Boys Dress RM	800	GOOD
14	Boys RR		
-15	"		

Friability:	Friable	Non-Friable	
Potential for Contact with Material:	High	Moderate	Low
Influence of Vibration:	High	Moderate	Low
Potential for Air Erosion:	High	Moderate	Low
Damage Assessment:	Good	Damaged	Significantly Damaged

COMMENTS:

1800 ft 800

12x12 VAT DK Beige Mottled - Assumed prev sampled & posit by other consult based of locations in backstage & lobby areas

CHAIN OF CUSTODY

Relinquished By: L Sanala Time: ____ Date: 04.17.18
Received By: ____ Time: ____ Date: ____
Relinquished By: ____ Time: ____ Date: ____
Received By: ____ Time: ____ Date: ____

Converse Consultants 14180748

717 Myrtle Avenue
Monrovia, CA 91016-3500
Tel.: (626) 930-1200
Fax: (626)930-1212

BULK SAMPLE LOG

Project Name: SBCUSD/Pacific High School

Collected By: NSE

Project No.: 18-16-105-02

Date: April 14, 2018

HOMOGENEOUS MATERIAL: Plaster ceiling w/ Acoust. spray on

Sample Number	Location	Area Sq. Ft.	Condition
MD-16	Mezz Area - lower Area SEC	2400	GOOD
17	" " " NWC		
18	" upper " " NWC		
19	" (Mezz) upper SEC		
20	" upper NWC		

Friability:	Friable	Non-Friable	
Potential for Contact with Material:	High	Moderate	Low
Influence of Vibration:	High	Moderate	Low
Potential for Air Erosion:	High	Moderate	Low
Damage Assessment:	Good	Damaged	Significantly Damaged

COMMENTS: spray on acoust. on plaster

CHAIN OF CUSTODY

Relinquished By: L Sanala Time: Date: 04.17.18
Received By: Time: Date:
Relinquished By: Time: Date:
Received By: Time: Date:

Page 6 of 17

717 Myrtle Avenue
Monrovia, CA 91016-3500
Tel.: (626) 930-1200
Fax: (626)930-1212

Converse Consultants

141801748

BULK SAMPLE LOG

Project Name: SBCUSD/Pacific High School

Collected By: ~~AN~~ SE

Project No.: 18-16-105-02

Date: April 14, 2018

HOMOGENEOUS MATERIAL: Acoustical spray on

Sample Number	Location			Area Sq. Ft.	Condition
AUD-21	Mezz Area	Upper Mezz	NWC		
-22	"	Lower Area	NW		
-23	"	Upper Area	SWC		
-24	"	Lower area	SEC		
-25	"	Upper Area	SEC		

Friability:	Friable	Non-Friable	
Potential for Contact with Material:	High	Moderate	Low
Influence of Vibration:	High	Moderate	Low
Potential for Air Erosion:	High	Moderate	Low
Damage Assessment:	Good	Damaged	Significantly Damaged

COMMENTS:

CHAIN OF CUSTODY

Relinquished By: L Scenale Time: Date: 04.17.18
Received By: Time: Date:
Relinquished By: Time: Date:
Received By: Time: Date:

Page 7 of 17

717 Myrtle Avenue
Monrovia, CA 91016-3500
Tel.: (626) 930-1200
Fax: (626)930-1212

Converse Consultants 141801748

BULK SAMPLE LOG

Project Name: SBCUSD/Pacific High School

Collected By: AR/LAT

Project No.: 18-16-105-02

Date: April 14, 2018

HOMOGENEOUS MATERIAL: Baseboard mastic, DK Brown

Sample Number	Location	Area Sq. Ft.	Condition
AUD-26	Auditorium N	500	GOOD
-27	" SW		
-28	Lobby stor closet		

Friability:	Friable	Non-Friable	
Potential for Contact with Material:	High	Moderate	Low
Influence of Vibration:	High	Moderate	Low
Potential for Air Erosion:	High	Moderate	Low
Damage Assessment:	Good	Damaged	Significantly Damaged

COMMENTS: Auditorium & lobby/Foyer areas - Scattered

CHAIN OF CUSTODY

Relinquished By: L Sanada Time: Date: 04.17.18
Received By: Time: Date:
Relinquished By: Time: Date:
Received By: Time: Date:

Page 8 of 17

717 Myrtle Avenue
Monrovia, CA 91016-3500
Tel.: (626) 930-1200
Fax: (626)930-1212

Converse Consultants 141801748

BULK SAMPLE LOG

Project Name: SBCUSD/Pacific High School

Collected By: A R

Project No.: 18-16-105-02

Date: April 14, 2018

HOMOGENEOUS MATERIAL: Drywall / Jt comp

Sample Number	Location	Area Sq. Ft.	Condition
MD-29	Ceilings Men RR C		GOOD
30	" " W		
-31	Women RR S		

Friability:	Friable	Non-Friable	
Potential for Contact with Material:	High	Moderate	Low
Influence of Vibration:	High	Moderate	Low
Potential for Air Erosion:	High	Moderate	Low
Damage Assessment:	Good	Damaged	Significantly Damaged

COMMENTS:

only in Restrooms
only ceilings

CHAIN OF CUSTODY

Relinquished By: L Sanda Time: Date: 04.17.18
Received By: Time: Date:
Relinquished By: Time: Date:
Received By: Time: Date:

Page 9 of 17

717 Myrtle Avenue
Monrovia, CA 91016-3500
Tel.: (626) 930-1200
Fax: (626)930-1212

Converse Consultants

141801748

BULK SAMPLE LOG

Project Name: SBCUSD/Pacific High School

Collected By: AR

Project No.: 18-16-105-02

Date: April 14, 2018

HOMOGENEOUS MATERIAL: Wall Plaster

Sample Number	Location	Area Sq. Ft.	Condition
AUD-32	"Roof Access" closet		GOOD
-33	stage SW		
-34	stage N steps		
-35	Auditorium N		
-36	Auditorium SW		
-44	" Back stage SE		
-45	Mezz RR NW		

Friability:	Friable	Non-Friable	
Potential for Contact with Material:	High	Moderate	Low
Influence of Vibration:	High	Moderate	Low
Potential for Air Erosion:	High	Moderate	Low
Damage Assessment:	Good	Damaged	Significantly Damaged

COMMENTS:

CHAIN OF CUSTODY

Relinquished By: L Sunala Time: Date: 04.17.18
Received By: Time: Date:
Relinquished By: Time: Date:
Received By: Time: Date:

Page 10 of 17

Converse Consultants

717 Myrtle Avenue
Monrovia, CA 91016-3500
Tel.: (626) 930-1200
Fax: (626)930-1212

BULK SAMPLE LOG

Project Name: SBCUSD/Pacific High School

Collected By: AR

Project No.: 18-16-105-02

Date: April 14, 2018

HOMOGENEOUS MATERIAL: Plaster - ceiling

Sample Number	Location		Area Sq. Ft.	Condition
AUD-37	AUDITORIUM	Roof Access Closet		GOOD
-38	Area	Janitor closet		
-39		Storage by WO RR		
-40		AUDIO SW		
-41		AUDIO NW		
-42		Mezz RR N		
-43		Mezz Dress RM		

Friability:	Friable	Non-Friable	
Potential for Contact with Material:	High	Moderate	Low
Influence of Vibration:	High	Moderate	Low
Potential for Air Erosion:	High	Moderate	Low
Damage Assessment:	Good	Damaged	Significantly Damaged

COMMENTS:

CHAIN OF CUSTODY

Relinquished By: L Sunde Time: Date: 04.17.18
Received By: Time: Date:
Relinquished By: Time: Date:
Received By: Time: Date:

Page 11 of 17

717 Myrtle Avenue
Monrovia, CA 91016-3500
Tel.: (626) 930-1200
Fax: (626)930-1212

Converse Consultants

141801748

BULK SAMPLE LOG

Project Name: SBCUSD/Pacific High School

Collected By:

Project No.: 18-16-105-02

Date: April 14, 2018

HOMOGENEOUS MATERIAL: wall Mastic, DK Brown

Sample Number	Location	Area Sq. Ft.	Condition
MID-46	Lobby Phone Booth		GOOD
47	Stage E		
48	Stage N		

Friability:	Friable	Non-Friable	
Potential for Contact with Material:	High	Moderate	Low
Influence of Vibration:	High	Moderate	Low
Potential for Air Erosion:	High	Moderate	Low
Damage Assessment:	Good	Damaged	Significantly Damaged

COMMENTS: mastic to 1x1 wall/ceil tiles

CHAIN OF CUSTODY

Relinquished By: L Zurala Time: Date: 04.17.18
Received By: Time: Date:
Relinquished By: Time: Date:
Received By: Time: Date:

Page 12 of 17

717 Myrtle Avenue
Monrovia, CA 91016-3500
Tel.: (626) 930-1200
Fax: (626)930-1212

Converse Consultants 141801748

BULK SAMPLE LOG

Project Name: SBCUSD/Pacific High School

Collected By: NSE

Project No.: 18-16-105-02

Date: April 14, 2018

HOMOGENEOUS MATERIAL: Drywall / Acoust Ceil

Sample Number	Location	Area Sq. Ft.	Condition
AUD-49	Foyer entry W	4375	GOOD
50	Main entry		
51	Foyer NORTH		
52	" SWC		
53	" center		Damaged

Friability:	Friable	Non-Friable	
Potential for Contact with Material:	High	Moderate	Low
Influence of Vibration:	High	Moderate	Low
Potential for Air Erosion:	High	Moderate	Low
Damage Assessment:	Good	Damaged	Significantly Damaged

COMMENTS:
#53 - Delaminated

CHAIN OF CUSTODY

Relinquished By: L Sanda Time: Date: 04.17.18
Received By: Time: Date:
Relinquished By: Time: Date:
Received By: Time: Date:

Page 13 of 17

Converse Consultants 141801748

717 Myrtle Avenue
Monrovia, CA 91016-3500
Tel.: (626) 930-1200
Fax: (626)930-1212

BULK SAMPLE LOG

Project Name: SBCUSD/Pacific High School

Collected By: AR

Project No.: 18-16-105-02

Date: April 14, 2018

HOMOGENEOUS MATERIAL: Fire proofing

Sample Number	Location	Area Sq. Ft.	Condition
AUD-54	N side Audit on Beam	800	GOOD
55	above		
56	Seating		
57	area		
58			

Friability:	Friable	Non-Friable	
Potential for Contact with Material:	High	Moderate	Low
Influence of Vibration:	High	Moderate	Low
Potential for Air Erosion:	High	Moderate	Low
Damage Assessment:	Good	Damaged	Significantly Damaged

COMMENTS:

Runs length of Audit in E/W Direction
- on Beam above ceiling

CHAIN OF CUSTODY

Relinquished By: L Sandoval Time: Date: 04.17.18
Received By: Time: Date:
Relinquished By: Time: Date:
Received By: Time: Date:

717 Myrtle Avenue
Monrovia, CA 91016-3500
Tel.: (626) 930-1200
Fax: (626)930-1212

Converse Consultants 141801748

BULK SAMPLE LOG

Project Name: SBCUSD/Pacific High School Collected By: AR

Project No.: 18-16-105-02 Date: April 14, 2018

HOMOGENEOUS MATERIAL: Drywall (unfinished)

Sample Number	Location	Area Sq. Ft.	Condition
AUD-59	N side Audit. Above Seating	800	Good
-60	Area		
-61			

Friability:	Friable	Non-Friable	
Potential for Contact with Material:	High	Moderate	Low
Influence of Vibration:	High	Moderate	Low
Potential for Air Erosion:	High	Moderate	Low
Damage Assessment:	Good	Damaged	Significantly Damaged

COMMENTS: 1 Lg Firedoor

CHAIN OF CUSTODY

Relinquished By: L Sandoval Time: Date: 04.17.18
Received By: Time: Date:
Relinquished By: Time: Date:
Received By: Time: Date:

Converse Consultants

717 Myrtle Avenue
Monrovia, CA 91016-3500
Tel.: (626) 930-1200
Fax: (626)930-1212

BULK SAMPLE LOG

Project Name: SBCUSD/Pacific High School

Collected By: AR

Project No.: 18-16-105-02

Date: April 14, 2018

HOMOGENEOUS MATERIAL: Curtain - Purple

Sample Number	Location	Area Sq. Ft.	Condition
AUD-62	Stage N	1200	GOOD
↓ ~~63~~ 63	curtain S		
↓ ~~64~~ 64	↓ S		

Friability:	Friable	Non-Friable	
Potential for Contact with Material:	High	Moderate	Low
Influence of Vibration:	High	Moderate	Low
Potential for Air Erosion:	High	Moderate	Low
Damage Assessment:	Good	Damaged	Significantly Damaged

COMMENTS:

CHAIN OF CUSTODY

Relinquished By: [signature] Time: Date: 04.17.18
Received By: Time: Date:
Relinquished By: Time: Date:
Received By: Time: Date:

717 Myrtle Avenue
Monrovia, CA 91016-3500
Tel.: (626) 930-1200
Fax: (626)930-1212

Converse Consultants

141801748

BULK SAMPLE LOG

Project Name: SBCUSD/Pacific High School

Collected By: AR

Project No.: 18-16-105-02

Date: April 14, 2018

HOMOGENEOUS MATERIAL: Curtain - Black

Sample Number	Location	Area Sq. Ft.	Condition
AUD-65	Stage NW	3000	GOOD
-66	Curtain NE		
-67	↓ S		

Friability:	Friable	Non-Friable	
Potential for Contact with Material:	High	Moderate	Low
Influence of Vibration:	High	Moderate	Low
Potential for Air Erosion:	High	Moderate	Low
Damage Assessment:	Good	Damaged	Significantly Damaged

COMMENTS:

CHAIN OF CUSTODY

Relinquished By: L Sanada Time: Date: 04.17.18
Received By: Time: Date:
Relinquished By: Time: Date:
Received By: Time: Date:

Page 17 of 17

LA Testing

520 Mission Street South Pasadena, CA 91030

Tel/Fax: (323) 254-9960 / (323) 254-9982

http://www.LATesting.com / pasadenalab@latesting.com

LA Testing Order: 321808755
Customer ID: 32CONV56
Customer PO:
Project ID:

Attention: Laura Tanaka
Converse Consultants
717 S Myrtle Avenue
Monrovia, CA 91016

Project: 18-16-105-02

Phone: (626) 930-1200
Fax: (626) 930-1212
Received Date: 04/11/2018 12:50 PM
Analysis Date: 04/20/2018
Collected Date: 04/04/2018

Test Report: Asbestos Analysis of Bulk Materials via EPA 600/R-93/116 Method using Polarized Light Microscopy

			Non-Asbestos		Asbestos
Sample	**Description**	**Appearance**	**% Fibrous**	**% Non-Fibrous**	**% Type**
MUB-01 *321808755-0001*	Multi-Use/Cafeteria, Upper Roof, Center	Black Non-Fibrous Homogeneous		100% Non-fibrous (Other)	None Detected
MUB-02 *321808755-0002*	Multi-Use/Cafeteria, Lower Roof, S	Black Fibrous Homogeneous	10% Glass	90% Non-fibrous (Other)	None Detected
MUB-03 *321808755-0003*	Multi-Use/Cafeteria, Lower Roof, NW	Black Non-Fibrous Homogeneous		100% Non-fibrous (Other)	None Detected
MUB-04 *321808755-0004*	Multi-Use/Cafeteria, Lower Roof, Center/West	Gray Non-Fibrous Homogeneous		100% Non-fibrous (Other)	None Detected
MUB-05 *321808755-0005*	Multi-Use/Cafeteria, Lower Roof, Center	Gray Non-Fibrous Homogeneous		100% Non-fibrous (Other)	None Detected
MUB-06 *321808755-0006*	Multi-Use/Cafeteria, Lower Roof, South	Gray Non-Fibrous Homogeneous		100% Non-fibrous (Other)	None Detected
MUB-07 *321808755-0007*	Multi-Use Bldg, Ext Arcade, NW	Brown/White Non-Fibrous Homogeneous		100% Non-fibrous (Other)	None Detected
MUB-08 *321808755-0008*	Multi-Use Bldg, Ext Arcade, NE	Brown/White Non-Fibrous Homogeneous		100% Non-fibrous (Other)	None Detected
MUB-09 *321808755-0009*	Multi-Use Bldg, Ext Arcade, SW	Brown/White Non-Fibrous Homogeneous		100% Non-fibrous (Other)	None Detected
MUB-10 *321808755-0010*	Multi-Use Bldg, Pipe Attic Over Custodian	Gray Fibrous Homogeneous	10% Cellulose 10% Glass	80% Non-fibrous (Other)	None Detected
MUB-11 *321808755-0011*	Multi-Use Bldg, Pipe Attic Over Custodian	White Fibrous Homogeneous	5% Cellulose 25% Glass	70% Non-fibrous (Other)	None Detected
MUB-12 *321808755-0012*	Multi-Use Bldg, Pipe Attic Over Custodian	Gray/White Fibrous Homogeneous	10% Cellulose 25% Glass	65% Non-fibrous (Other)	None Detected
MUB-13 *321808755-0013* *No mastic in sample bag*	Multi-Use Bldg, Dining, Near NW Door	Brown Non-Fibrous Homogeneous		100% Non-fibrous (Other)	None Detected
MUB-14-Floor Tile *321808755-0014*	Multi-Use Bldg, Dining, SE	Brown Non-Fibrous Homogeneous		100% Non-fibrous (Other)	None Detected
MUB-14-Mastic *321808755-0014A*	Multi-Use Bldg, Dining, SE	Black Fibrous Heterogeneous	5% Cellulose	95% Non-fibrous (Other)	None Detected
MUB-15-Floor Tile *321808755-0015*	Multi-Use Bldg, Faculty Dining, E	Brown Non-Fibrous Homogeneous		100% Non-fibrous (Other)	None Detected

Initial report from: 04/20/2018 16:56:35

LA Testing
520 Mission Street South Pasadena, CA 91030
Tel/Fax: (323) 254-9960 / (323) 254-9982
http://www.LATesting.com / pasadenalab@latesting.com

LA Testing Order: 321808755
Customer ID: 32CONV56
Customer PO:
Project ID:

Test Report: Asbestos Analysis of Bulk Materials via EPA 600/R-93/116 Method using Polarized Light Microscopy

			Non-Asbestos		Asbestos
Sample	**Description**	**Appearance**	**% Fibrous**	**% Non-Fibrous**	**% Type**
MUB-15-Mastic *321808755-0015A*	Multi-Use Bldg, Faculty Dining, E	Black Fibrous Heterogeneous	15% Cellulose	85% Non-fibrous (Other)	None Detected
MUB-16 *321808755-0016*	Multi-Use Bldg, Dining, SE	Brown/Tan Non-Fibrous Heterogeneous		100% Non-fibrous (Other)	None Detected
MUB-17 *321808755-0017*	Multi-Use Bldg, Dining, Near NE Door	Tan Non-Fibrous Homogeneous		100% Non-fibrous (Other)	None Detected
MUB-18 *321808755-0018*	Multi-Use Bldg, Faculty Dining, E	Brown/Tan Non-Fibrous Heterogeneous		100% Non-fibrous (Other)	None Detected
MUB-19 *321808755-0019*	Multi-Use Bldg, Roof Mechanical Room, SW	Gray Non-Fibrous Homogeneous		100% Non-fibrous (Other)	None Detected
MUB-20 *321808755-0020*	Multi-Use Bldg, Pipe Attic Over Custodian	Gray Non-Fibrous Homogeneous		100% Non-fibrous (Other)	None Detected
MUB-21 *321808755-0021*	Multi-Use Bldg, Dining, Near NE Door	Tan Non-Fibrous Homogeneous		100% Non-fibrous (Other)	None Detected
MUB-22 *321808755-0022*	Multi-Use Bldg, Dining, Near NW Door	White Non-Fibrous Homogeneous		100% Non-fibrous (Other)	None Detected
MUB-23 *321808755-0023*	Multi-Use Bldg, Kitchen, SW Mop Room	Gray Non-Fibrous Homogeneous		100% Non-fibrous (Other)	None Detected
MUB-24 *321808755-0024*	Multi-Use Bldg, Kitchen, Dishwashing, SW	Gray Non-Fibrous Homogeneous		100% Non-fibrous (Other)	None Detected
MUB-25 *321808755-0025*	Multi-Use Bldg, Custodian, NE	Gray Non-Fibrous Homogeneous		100% Non-fibrous (Other)	None Detected
MUB-26 *321808755-0026*	Multi-Use Bldg, Kitchen, SW Mop Room	Green Non-Fibrous Homogeneous		100% Non-fibrous (Other)	None Detected
MUB-27 *321808755-0027*	Multi-Use Bldg, Kitchefn, SW Restroom	White Non-Fibrous Homogeneous		100% Non-fibrous (Other)	None Detected
MUB-28 *321808755-0028*	Multi-Use Bldg, SW Staff Restroom	Gray Non-Fibrous Homogeneous		100% Non-fibrous (Other)	None Detected
MUB-29 *321808755-0029*	Multi-Use Bldg, Kitchen, West	Gray Fibrous Homogeneous	5% Cellulose	95% Non-fibrous (Other)	None Detected
MUB-30 *321808755-0030*	Multi-Use Bldg, Kitchen Office, Ctr	Gray Fibrous Homogeneous	5% Cellulose	95% Non-fibrous (Other)	None Detected
MUB-31 *321808755-0031*	Multi-Use Bldg, Serving Area, Near Kitchen	Gray Fibrous Homogeneous	5% Cellulose	95% Non-fibrous (Other)	None Detected
MUB-32 *321808755-0032*	Multi-Use Bldg, Dining, NE Entry	Brown Fibrous Homogeneous	100% Cellulose		None Detected
MUB-33 *321808755-0033*	Multi-Use Bldg, Dining, NE Entry	Brown Fibrous Homogeneous	100% Cellulose		None Detected

Initial report from: 04/20/2018 16:56:35

LA Testing
520 Mission Street South Pasadena, CA 91030
Tel/Fax: (323) 254-9960 / (323) 254-9982
http://www.LATesting.com / pasadenalab@latesting.com

LA Testing Order: 321808755
Customer ID: 32CONV56
Customer PO:
Project ID:

Test Report: Asbestos Analysis of Bulk Materials via EPA 600/R-93/116 Method using Polarized Light Microscopy

			Non-Asbestos		Asbestos
Sample	**Description**	**Appearance**	**% Fibrous**	**% Non-Fibrous**	**% Type**
MUB-34 *321808755-0034*	Multi-Use Bldg, Dining, NW Entry	Brown Fibrous Homogeneous	100% Cellulose		None Detected
MUB-35 *321808755-0035*	Multi-Use Bldg, Dining, NE Entry	Brown Fibrous Homogeneous	4% Cellulose	96% Non-fibrous (Other)	None Detected
MUB-36 *321808755-0036*	Multi-Use Bldg, Dining, NE Entry	Brown Fibrous Homogeneous	4% Cellulose	96% Non-fibrous (Other)	None Detected
MUB-37 *321808755-0037*	Multi-Use Bldg, Dining, NW Entry	Brown Fibrous Homogeneous	2% Cellulose	98% Non-fibrous (Other)	None Detected

Analyst(s)
Shauna Strnad (39)

Jerry Drapala Ph.D, Laboratory Manager
or Other Approved Signatory

EMSL maintains liability limited to cost of analysis. This report relates only to the samples reported and may not be reproduced, except in full, without written approval by EMSL. EMSL bears no responsibility for sample collection activities or analytical method limitations. Interpretation and use of test results are the responsibility of the client. This report must not be used by the client to claim product certification, approval, or endorsement by NVLAP, NIST or any agency of the federal government . Non-friable organically bound materials present a problem matrix and therefore EMSL recommends gravimetric reduction prior to analysis. Samples received in good condition unless otherwise noted. Estimated accuracy, precision and uncertainty data available upon request. Unless requested by the client, building materials manufactured with multiple layers (i.e. linoleum, wallboard, etc.) are reported as a single sample. Reporting limit is 1%

Samples analyzed by EMSL Analytical, Inc. Depew, NY

Initial report from: 04/20/2018 16:56:35

Asbestos Chain of Custody

LA Testing Order Number *(Lab Use Only)*:

#321808755

LA TESTING
520 MISSION STREET
S. PASADENA, CA 91030
PHONE: (323) 254-9960
FAX: (323) 254-9982

Company : Converse Consultants	**LA Testing-Bill to:** ☒ Same ☐ Different If Bill to is Different note instructions in Comments** *Third Party Billing requires written authorization from third party*
Street: 717 S Myrtle Avenue	
City: Monrovia / **State/Province: CA**	**Zip/Postal Code: 91061** / **Country: USA**
Report To (Name): Laura Tanaka	**Fax #:**
Telephone #: 626-804-3422	**Email Address: ltanaka@converseconsultants.com**
Project Name/Number: 18-16-105-02	
Please Provide Results: ☐ Fax ☒ Email	**Purchase Order: 18-16-105-02** / **U.S. State Samples Taken: CA**

Turnaround Time (TAT) Options* – Please Check

☐ 3 Hour ☐ 6 Hour ☐ 24 Hour ☐ 48 Hour ☐ 72 Hour ☐ 96 Hour ☒ 1 Week ☐ 2 Week

**For TEM Air 3 hours through 6 hours, please call ahead to schedule.*There is a premium charge for 3 Hour TEM AHERA or EPA Level II TAT. You will be asked to sign an authorization form for this service. Analysis completed in accordance with LA Testing's Terms and Conditions located in the Analytical Price Guide.*

PCM - Air
- ☐ NIOSH 7400
- ☐ w/ OSHA 8hr. TWA

PLM - Bulk (reporting limit)
- ☒ PLM EPA 600/R-93/116 (<1%)
- ☐ PLM EPA NOB (<1%)

Point Count
- ☐ 400 (<0.25%) ☐ 1000 (<0.1%)

Point Count w/Gravimetric
- ☐ 400 (<0.25%) ☐ 1000 (<0.1%)
- ☐ NYS 198.1 (friable in NY)
- ☐ NYS 198.6 NOB (non-friable-NY)
- ☐ NIOSH 9002 (<1%)

TEM – Air ☐ **4-4.5hr TAT (AHERA only)**
- ☐ AHERA 40 CFR, Part 763
- ☐ NIOSH 7402
- ☐ EPA Level II
- ☐ ISO 10312

TEM - Bulk
- ☐ TEM EPA NOB
- ☐ NYS NOB 198.4 (non-friable-NY)
- ☐ Chatfield SOP
- ☐ TEM Mass Analysis-EPA 600 sec. 2.5

TEM – Water: EPA 100.2
- Fibers >10µm ☐ Waste ☐ Drinking
- All Fiber Sizes ☐ Waste ☐ Drinking

TEM- Dust
- ☐ Microvac - ASTM D 5755
- ☐ Wipe - ASTM D6480
- ☐ Carpet Sonication (EPA 600/J-93/167)

Soil/Rock/Vermiculite
- ☐ PLM CARB 435 - A (0.25% sensitivity)
- ☐ PLM CARB 435 - B (0.1% sensitivity)
- ☐ TEM CARB 435 - B (0.1% sensitivity)
- ☐ TEM CARB 435 - C (0.01% sensitivity)
- ☐ EPA Protocol (Semi-Quantitative)
- ☐ EPA Protocol (Quantitative)

Other:
- ☐

☐ **Check For Positive Stop – Clearly Identify Homogenous Group**

Samplers Name: **Samplers Signature:**

Sample #	Sample Description	Volume/Area (Air) HA # (Bulk)	Date/Time Sampled
	SEE ATTACHED		

Client Sample # (s): MUB-01-37 - **Total # of Samples:** 37

Relinquished (Client): [signature] **Date:** 04-11-16 **Time:**

Received (Lab): T. [signature] (PU) **Date:** 4-11-18 **Time:** 12:50pm

Comments/Special Instructions:

Page 1 of 25 pages

#321808755

Converse Consultants

717 Myrtle Avenue
Monrovia, CA 91016-3500
Tel.: (626) 930-1200
Fax: (626)930-1212

BULK SAMPLE LOG

Project Name: SBCUSD/Pacific High School

Collected By: RDS

Project No.: 18-16-105-02

Date: April 04, 2018

HOMOGENEOUS MATERIAL: Roof Core

Sample Number	Location	Area Sq. Ft.	Condition
MUB-01	Multi-use/Cafateria, upper roof, center	12,600	Good
MUB-02	, lower roof, S	↓	↓
MUB-03	, lower roof, NW	↓	↓

Friability:	Friable	Non-Friable	
Potential for Contact with Material:	High	Moderate	Low
Influence of Vibration:	High	Moderate	Low
Potential for Air Erosion:	High	Moderate	Low
Damage Assessment:	Good	Damaged	Significantly Damaged

COMMENTS: Roof felt under gravel
75 # of grey mastic - previously ID'd as ACM

CHAIN OF CUSTODY

Relinquished By:	Rodney Stangield	Time:	1930	Date:	04/06/18
Received By:		Time:		Date:	
Relinquished By:		Time:		Date:	
Received By:		Time:		Date:	

#321808755

717 Myrtle Avenue
Monrovia, CA 91016-3500
Tel.: (626) 930-1200
Fax: (626)930-1212

Converse Consultants

BULK SAMPLE LOG

Project Name: SBCUSD/Pacific High School

Collected By: RDS

Project No.: 18-16-105-02

Date: April 04, 2018

HOMOGENEOUS MATERIAL: HVAC Mastic

Sample Number	Location	Area Sq. Ft.	Condition
MUB-04	Multi-Use/Cafeteria, Lower Roof, Center/West Cntr/W	105	Good
MUB-05	↓ , ↓ , center	↓	↓
MUB-06	↓ , ↓ , South	↓	↓

Friability:	Friable	~~Non-Friable~~	
Potential for Contact with Material:	High	Moderate	~~Low~~
Influence of Vibration:	~~High~~	Moderate	Low
Potential for Air Erosion:	~~High~~	Moderate	Low
Damage Assessment:	~~Good~~	Damaged	Significantly Damaged

COMMENTS:

CHAIN OF CUSTODY

Relinquished By: [signature] Time: 1930 Date: 04/06/18
Received By: Time: Date:
Relinquished By: Time: Date:
Received By: Time: Date:

Page 2 of 24

#321808755

Converse Consultants

717 Myrtle Avenue
Monrovia, CA 91016-3500
Tel.: (626) 930-1200
Fax: (626)930-1212

BULK SAMPLE LOG

Project Name: SBCUSD/Pacific High School

Collected By: RDS

Project No.: 18-16-105-02

Date: April 04, 2018

HOMOGENEOUS MATERIAL: Arcade Stucco

Sample Number	Location	Area Sq. Ft.	Condition
MUB-07	Multi-Use Bldg, Ext Arcade, NW	8,900	Good
MUB-08	↓ , ↓ , NE	↓	↓
MUB-09	↓ , ↓ , SW	↓	↓

Friability:	Friable	Non-Friable	
Potential for Contact with Material:	High	Moderate	Low
Influence of Vibration:	High	Moderate	Low
Potential for Air Erosion:	High	Moderate	Low
Damage Assessment:	Good	Damaged	Significantly Damaged

COMMENTS: underside

CHAIN OF CUSTODY

Relinquished By:	[signature]	Time: 1930	Date: 04/06/18
Received By:		Time:	Date:
Relinquished By:		Time:	Date:
Received By:		Time:	Date:

717 Myrtle Avenue
Monrovia, CA 91016-3500
Tel.: (626) 930-1200
Fax: (626)930-1212

Converse Consultants #321808755

BULK SAMPLE LOG

Project Name: SBCUSD/Pacific High School Collected By: RDS

Project No.: 18-16-105-02 Date: April 04, 2018

HOMOGENEOUS MATERIAL: Blown-In Insulation

Sample Number	Location	Area Sq. Ft.	Condition
MUB-10	Multi-use Bldg, Pipe attic over Custodian	900	Good
MUB-11	↓	↓	↓
MUB-12	↓	↓	↓

Friability:	(Friable)	Non-Friable	
Potential for Contact with Material:	High	Moderate	(Low)
Influence of Vibration:	High	(Moderate)	Low
Potential for Air Erosion:	(High)	Moderate	Low
Damage Assessment:	(Good)	Damaged	Significantly Damaged

COMMENTS: Some roof debris mixed in
Also found over dining room entryways, NE and NW

CHAIN OF CUSTODY

Relinquished By: Rod Steinfield Time: 1930 Date: 04/06/18
Received By: Time: Date:
Relinquished By: Time: Date:
Received By: Time: Date:

717 Myrtle Avenue
Monrovia, CA 91016-3500
Tel.: (626) 930-1200
Fax: (626)930-1212

Converse Consultants #321808755

BULK SAMPLE LOG

Project Name: SBCUSD/Pacific High School Collected By: RDS

Project No.: 18-16-105-02 Date: April 04, 2018

HOMOGENEOUS MATERIAL: 12 x 12" Beige Speckled VFT + Mastic

Sample Number	Location	Area Sq. Ft.	Condition
MUB-13	Multi-use Bldg, Dining, near NW door	5,000	Good
MUB-14	↓, ↓, SE	↓	↓
MUB-15	↓, Faculty Dining, E	↓	↓

Friability:	Friable	Non-Friable	
Potential for Contact with Material:	High	Moderate	Low
Influence of Vibration:	High	Moderate	Low
Potential for Air Erosion:	High	Moderate	Low
Damage Assessment:	Good	Damaged	Significantly Damaged

COMMENTS: Dining Room (except stage), Faculty dining

CHAIN OF CUSTODY

Relinquished By:	[signature]	Time:	1930	Date:	04/06/18
Received By:		Time:		Date:	
Relinquished By:		Time:		Date:	
Received By:		Time:		Date:	

Page 5 of 24

Converse Consultants

717 Myrtle Avenue
Monrovia, CA 91016-3500
Tel.: (626) 930-1200
Fax: (626)930-1212

#321808755

BULK SAMPLE LOG

Project Name: SBCUSD/Pacific High School

Collected By: RDS

Project No.: 18-16-105-02

Date: April 04, 2018

HOMOGENEOUS MATERIAL: Baseboard Mastic

Sample Number	Location	Area Sq. Ft.	Condition
MUB-16	Multi-Use Bldg, Dining, SE	120	Good
MUB-17	↓ , ↓ , near NE door	↓	↓
MUB-18	↓ , Faculty Dining, E	↓	↓

Friability:	Friable	Non-Friable	
Potential for Contact with Material:	High	Moderate	Low
Influence of Vibration:	High	Moderate	Low
Potential for Air Erosion:	High	Moderate	Low
Damage Assessment:	Good	Damaged	Significantly Damaged

COMMENTS: Dining Rooms. Behind white non-suspect Mastic

CHAIN OF CUSTODY

Relinquished By: Rod Stanfield Time: 1930 Date: 04/06/18
Received By: Time: Date:
Relinquished By: Time: Date:
Received By: Time: Date:

Converse Consultants #321808755

717 Myrtle Avenue
Monrovia, CA 91016-3500
Tel.: (626) 930-1200
Fax: (626)930-1212

BULK SAMPLE LOG

Project Name: SBCUSD/Pacific High School Collected By: RDS

Project No.: 18-16-105-02 Date: April 04, 2018

HOMOGENEOUS MATERIAL: Wall Plaster

Sample Number	Location	Area Sq. Ft.	Condition
MUB-19	Multi-Use Bldg, Roof Mechanical Room, SW	10,290	Good
MUB-20	, Pipe attic over Custodian		
MUB-21	, Dining, near NE door		
MUB-22	, ↓ , near NW door		
MUB-23	, Kitchen, SW Mop Room		
MUB-24	, ↓ , Dishwashing, SW		
MUB-25	↓ , Custodian, NE	↓	↓

Friability:	Friable	Non-Friable	
Potential for Contact with Material:	High	Moderate	Low
Influence of Vibration:	High	Moderate	Low
Potential for Air Erosion:	High	Moderate	Low
Damage Assessment:	Good	Damaged	Significantly Damaged

COMMENTS: Throughout

CHAIN OF CUSTODY

Relinquished By: [signature] Time: 1930 Date: 04/06/18
Received By: Time: Date:
Relinquished By: Time: Date:
Received By: Time: Date:

#321808755

Converse Consultants
717 Myrtle Avenue
Monrovia, CA 91016-3500
Tel.: (626) 930-1200
Fax: (626)930-1212

BULK SAMPLE LOG

Project Name: SBCUSD/Pacific High School Collected By: RDS

Project No.: 18-16-105-02 Date: April 04, 2018

HOMOGENEOUS MATERIAL: Ceiling Plaster and Skim Coat

Sample Number	Location	Area Sq. Ft.	Condition
MUB-26	Multi-Use Bldg, Kitchen, SW Mop Room	28 15	Good
MUB-27	, , SW Restroom	↓	↓
MUB-28	↓ , SW Staff Restroom	↓	↓

Friability:	Friable	Non-Friable	
Potential for Contact with Material:	High	Moderate	Low
Influence of Vibration:	High	Moderate	Low
Potential for Air Erosion:	High	Moderate	Low
Damage Assessment:	Good	Damaged	Significantly Damaged

COMMENTS: Kitchen mop room and restroom, SW staff restrooms, Dining over stage and entries. Also Faculty dining (over suspended ceiling of fiberglass 2x4' ceiling tiles). Also South Storage and Custodian office. 2815 ø

CHAIN OF CUSTODY

Relinquished By: [signature] Time: 1930 Date: 04/06/18
Received By: Time: Date:
Relinquished By: Time: Date:
Received By: Time: Date:

#321808755

Converse Consultants

717 Myrtle Avenue
Monrovia, CA 91016-3500
Tel.: (626) 930-1200
Fax: (626)930-1212

BULK SAMPLE LOG

Project Name: SBCUSD/Pacific High School

Collected By: RDS

Project No.: 18-16-105-02

Date: April 04, 2018

HOMOGENEOUS MATERIAL: 2 x 4 Sheet Rock Ceiling Tiles

Sample Number	Location	Area Sq. Ft.	Condition
MUB-29	Multi-Use Bldg, Kitchen, west	1,860	Good
MUB-30	, Kitchen Office, Ctr	↓	↓
MUB-31	, Serving Area, near kitchen	↓	↓

Friability:	Friable	Non-Friable	
Potential for Contact with Material:	High	Moderate	Low
Influence of Vibration:	High	Moderate	Low
Potential for Air Erosion:	High	Moderate	Low
Damage Assessment:	Good	Damaged	Significantly Damaged

COMMENTS:

CHAIN OF CUSTODY

Relinquished By: Rod Stanfield Time: 1930 Date: 04/06/18
Received By: Time: Date:
Relinquished By: Time: Date:
Received By: Time: Date:

Page 9 of 24

Converse Consultants

#321808755

717 Myrtle Avenue
Monrovia, CA 91016-3500
Tel.: (626) 930-1200
Fax: (626)930-1212

BULK SAMPLE LOG

Project Name: SBCUSD/Pacific High School

Collected By: RDS

Project No.: 18-16-105-02

Date: April 05, 2018

HOMOGENEOUS MATERIAL: 12 x 12" White Ceiling Tiles

Sample Number	Location	Area Sq. Ft.	Condition
MUB-32	~~Dining~~, Multi-use Bldg, Dining, NE Entry	965	Good
MUB-33	↓	↓	↓
MUB-34	Multi-use Bldg, Dining, NW Entry	↓	↓

Friability:	Friable	Non-Friable	
Potential for Contact with Material:	High	Moderate	Low
Influence of Vibration:	High	Moderate	Low
Potential for Air Erosion:	High	Moderate	Low
Damage Assessment:	Good	Damaged	Significantly Damaged

COMMENTS: Also above suspended ceiling in Faculty dining (attached to plaster)

CHAIN OF CUSTODY

Relinquished By: Rod Stanfield Time: 1930 Date: 04/06/18
Received By: Time: Date:
Relinquished By: Time: Date:
Received By: Time: Date:

Page 10 of 24

717 Myrtle Avenue
Monrovia, CA 91016-3500
Tel.: (626) 930-1200
Fax: (626)930-1212

Converse Consultants #321808755

BULK SAMPLE LOG

Project Name: SBCUSD/Pacific High School Collected By: RDS

Project No.: 18-16-105-02 Date: April 05, 2018

HOMOGENEOUS MATERIAL: Mastic above 12x12 ceiling tiles

Sample Number	Location	Area Sq. Ft.	Condition
MUB-35	Multi-use Bldg, Dining, NE Entry	965	Good
MUB-36	↓ , ↓ , ↓	↓	↓
MUB-37	↓ , ↓ , NW Entry	↓	↓

Friability:	Friable	Non-Friable	
Potential for Contact with Material:	High	Moderate	Low
Influence of Vibration:	High	Moderate	Low
Potential for Air Erosion:	High	Moderate	Low
Damage Assessment:	Good	Damaged	Significantly Damaged

COMMENTS:

CHAIN OF CUSTODY

Relinquished By: [signature] Time: 1930 Date: 04/06/18
Received By: Time: Date:
Relinquished By: Time: Date:
Received By: Time: Date:

LA Testing

520 Mission Street South Pasadena, CA 91030

Tel/Fax: (323) 254-9960 / (323) 254-9982

http://www.LATesting.com / pasadenalab@latesting.com

LA Testing Order: 321808213
Customer ID: 32CONV56
Customer PO: 18-16-105-02
Project ID:

Attention: Laura Tanaka
Converse Consultants
717 S Myrtle Avenue
Monrovia, CA 91016

Project: 18-16-105-02

Phone: (626) 930-1200
Fax: (626) 930-1212
Received Date: 04/06/2018 4:00 PM
Analysis Date: 04/13/2018
Collected Date:

Test Report: Asbestos Analysis of Bulk Materials via EPA 600/R-93/116 Method using Polarized Light Microscopy

			Non-Asbestos		Asbestos
Sample	**Description**	**Appearance**	**% Fibrous**	**% Non-Fibrous**	**% Type**
MSB-01 *321808213-0001*	Metal storage bldg. office. S wall Ctr	Gray/White Non-Fibrous Homogeneous		100% Non-fibrous (Other)	None Detected
MSB-02 *321808213-0002*	Metal storage bldg. office. S wall E	Gray/White Non-Fibrous Homogeneous		100% Non-fibrous (Other)	None Detected
MSB-03 *321808213-0003*	Metal storage bldg. office. S wall W	Gray/White Non-Fibrous Homogeneous		100% Non-fibrous (Other)	None Detected

Analyst(s)

Julie Vong (1)
Rosa Mendoza (2)

Jerry Drapala Ph.D, Laboratory Manager
or Other Approved Signatory

EMSL maintains liability limited to cost of analysis. This report relates only to the samples reported and may not be reproduced, except in full, without written approval by EMSL. EMSL bears no responsibility for sample collection activities or analytical method limitations. Interpretation and use of test results are the responsibility of the client. This report must not be used by the client to claim product certification, approval, or endorsement by NVLAP, NIST or any agency of the federal government. Non-friable organically bound materials present a problem matrix and therefore EMSL recommends gravimetric reduction prior to analysis. Samples received in good condition unless otherwise noted. Estimated accuracy, precision and uncertainty data available upon request. Unless requested by the client, building materials manufactured with multiple layers (i.e. linoleum, wallboard, etc.) are reported as a single sample. Reporting limit is 1%

Samples analyzed by LA Testing South Pasadena, CA NVLAP Lab Code 200232-0, CA ELAP 2283

Initial report from: 04/13/2018 14:11:49

OrderID: 321808213

Asbestos Chain of Custody

LA Testing Order Number *(Lab Use Only)*:

#321808213

LA TESTING
520 MISSION STREET
S. PASADENA, CA 91030
PHONE: (323) 254-9960
FAX: (323) 254-9982

Company : Converse Consultants	**LA Testing-Bill to:** ☒ Same ☐ Different If Bill to is Different note instructions in Comments**
Street: 717 S Myrtle Avenue	*Third Party Billing requires written authorization from third party*
City: Monrovia / **State/Province: CA**	**Zip/Postal Code: 91061** / **Country: USA**
Report To (Name): Laura Tanaka	**Fax #:**
Telephone #: 626-804-3422	**Email Address: ltanaka@converseconsultants.com**
Project Name/Number: 18-16-105-02	
Please Provide Results: ☐ Fax ☒ Email	**Purchase Order: 18-16-105-02** / **U.S. State Samples Taken: CA**

Turnaround Time (TAT) Options* – Please Check

☐ 3 Hour ☐ 6 Hour ☐ 24 Hour ☐ 48 Hour ☐ 72 Hour ☐ 96 Hour ☒ 1 Week ☐ 2 Week

**For TEM Air 3 hours through 6 hours, please call ahead to schedule.*There is a premium charge for 3 Hour TEM AHERA or EPA Level II TAT. You will be asked to sign an authorization form for this service. Analysis completed in accordance with LA Testing's Terms and Conditions located in the Analytical Price Guide.*

PCM - Air
- ☐ NIOSH 7400
- ☐ w/ OSHA 8hr. TWA

PLM - Bulk (reporting limit)
- ☒ PLM EPA 600/R-93/116 (<1%)
- ☐ PLM EPA NOB (<1%)

Point Count
- ☐ 400 (<0.25%) ☐ 1000 (<0.1%)

Point Count w/Gravimetric
- ☐ 400 (<0.25%) ☐ 1000 (<0.1%)
- ☐ NYS 198.1 (friable in NY)
- ☐ NYS 198.6 NOB (non-friable-NY)
- ☐ NIOSH 9002 (<1%)

TEM – Air ☐ **4-4.5hr TAT (AHERA only)**
- ☐ AHERA 40 CFR, Part 763
- ☐ NIOSH 7402
- ☐ EPA Level II
- ☐ ISO 10312

TEM - Bulk
- ☐ TEM EPA NOB
- ☐ NYS NOB 198.4 (non-friable-NY)
- ☐ Chatfield SOP
- ☐ TEM Mass Analysis-EPA 600 sec. 2.5

TEM – Water: EPA 100.2
- Fibers >10µm ☐ Waste ☐ Drinking
- All Fiber Sizes ☐ Waste ☐ Drinking

TEM- Dust
- ☐ Microvac - ASTM D 5755
- ☐ Wipe - ASTM D6480
- ☐ Carpet Sonication (EPA 600/J-93/167)

Soil/Rock/Vermiculite
- ☐ PLM CARB 435 - A (0.25% sensitivity)
- ☐ PLM CARB 435 - B (0.1% sensitivity)
- ☐ TEM CARB 435 - B (0.1% sensitivity)
- ☐ TEM CARB 435 - C (0.01% sensitivity)
- ☐ EPA Protocol (Semi-Quantitative)
- ☐ EPA Protocol (Quantitative)

Other:
- ☐

☐ **Check For Positive Stop – Clearly Identify Homogenous Group**

Samplers Name: | **Samplers Signature:**

Sample #	Sample Description	Volume/Area (Air) HA # (Bulk)	Date/Time Sampled
	SEE ATTACHED		
	Metal Storage BLDG (MBS)		

Client Sample # (s): - **Total # of Samples:** 3

Relinquished (Client): L Sanchez **Date:** 04/06/18 **Time:**

Received (Lab): Omar Sedeek (PU) **Date:** 4/6 4/6/18 **Time:** 1600

Comments/Special Instructions:

Page 1 of _____ pages

Controlled Document – Asbestos COC – R2 – 1/12/2010

#321808213

Converse Consultants

717 Myrtle Avenue
Monrovia, CA 91016-3500
Tel.: (626) 930-1200
Fax: (626)930-1212

BULK SAMPLE LOG

Project Name: SBCUSD/Pacific High School

Collected By: LT

Project No.: 18-16-105-02

Date: April 02, 2018

HOMOGENEOUS MATERIAL: Plaster Wall + Skim Coat

Sample Number	Location	Area Sq. Ft.	Condition
MSB-01	Metal Storage Bldg, Office, S wall	200	Good
MSB-02	S wall E		
MSB-03	S wall W		

Friability:	Friable	Non-Friable	
Potential for Contact with Material:	High	Moderate	Low
Influence of Vibration:	High	Moderate	Low
Potential for Air Erosion:	High	Moderate	Low
Damage Assessment:	Good	Damaged	Significantly Damaged

COMMENTS:

CHAIN OF CUSTODY

Relinquished By: [signature] Time: 1900 Date: 04/04/18
Received By: Time: Date:
Relinquished By: Time: Date:
Received By: Time: Date:

Page 7 of 16

1 of 1

LA Testing

520 Mission Street South Pasadena, CA 91030

Tel/Fax: (323) 254-9960 / (323) 254-9982

http://www.LATesting.com / pasadenalab@latesting.com

LA Testing Order: 321814184
Customer ID: CNVC42
Customer PO:
Project ID:

Attention: Laura Tanaka
Converse Consultants
3176 Pullman St
Suite 108
Costa Mesa, CA 92626
Project: 18-16-105-02

Phone: (714) 444-9660
Fax: (714) 444-9640
Received Date: 06/22/2018 8:00 AM
Analysis Date: 06/28/2018
Collected Date: 06/21/2018

Test Report: Asbestos Analysis of Bulk Materials via EPA 600/R-93/116 Method using Polarized Light Microscopy

			Non-Asbestos		Asbestos
Sample	**Description**	**Appearance**	**% Fibrous**	**% Non-Fibrous**	**% Type**
HW-64-Finish Coat *321814184-0001*	H1, SE Storage, ceiling S - Plaster	White Non-Fibrous Homogeneous		100% Non-fibrous (Other)	None Detected
HW-64-Base Coat *321814184-0001A*	H1, SE Storage, ceiling S - Plaster	Gray Non-Fibrous Homogeneous		100% Non-fibrous (Other)	None Detected
HW-65-Finish Coat *321814184-0002*	H1, SW office, ceiling S - Plaster	White Non-Fibrous Homogeneous		100% Non-fibrous (Other)	None Detected
HW-65-Base Coat *321814184-0002A*	H1, SW office, ceiling S - Plaster	Gray Non-Fibrous Homogeneous		100% Non-fibrous (Other)	None Detected
HW-66 *321814184-0003*	H1, NE offiice, ceiling N - Mastic behind 12x12 ceiling tiles	Brown Non-Fibrous Homogeneous		100% Non-fibrous (Other)	None Detected
HW-67 *321814184-0004*	H1, NE offiice, ceiling N - Mastic behind 12x12 ceiling tiles	Brown Non-Fibrous Homogeneous		100% Non-fibrous (Other)	None Detected
HW-68 *321814184-0005*	H2, W offiice, ceiling SW - Mastic behind 12x12 ceiling tiles	Brown Non-Fibrous Homogeneous		100% Non-fibrous (Other)	None Detected
HC-21-Floor Tile *321814184-0006*	Bldg H center, H3/ H4 office, West - 12x12x Tan Speckled vinyl floor tile + Mastic	Tan Non-Fibrous Homogeneous		100% Non-fibrous (Other)	None Detected
HC-21-Mastic *321814184-0006A*	Bldg H center, H3/ H4 office, West - 12x12x Tan Speckled vinyl floor tile + Mastic	Yellow/Clear Non-Fibrous Homogeneous		100% Non-fibrous (Other)	None Detected
HC-22-Floor Tile *321814184-0007*	Bldg H center, H3/ H4 office, West - 12x12x Tan Speckled vinyl floor tile + Mastic	Tan Non-Fibrous Homogeneous		100% Non-fibrous (Other)	None Detected
HC-22-Mastic *321814184-0007A*	Bldg H center, H3/ H4 office, West - 12x12x Tan Speckled vinyl floor tile + Mastic	Yellow/Clear Non-Fibrous Homogeneous		100% Non-fibrous (Other)	None Detected
HC-23-Floor Tile *321814184-0008*	Bldg H center, H3/ H4 office, East - 12x12x Tan Speckled vinyl floor tile + Mastic	Tan Non-Fibrous Homogeneous		100% Non-fibrous (Other)	None Detected
HC-23-Mastic *321814184-0008A*	Bldg H center, H3/ H4 office, East - 12x12x Tan Speckled vinyl floor tile + Mastic	Yellow Non-Fibrous Homogeneous		100% Non-fibrous (Other)	None Detected
GW-41 *321814184-0009*	Bldg G West, G!, South - Residual Floor tile Mastic	Gray/Black Non-Fibrous Homogeneous	15% Cellulose	85% Non-fibrous (Other)	None Detected

Initial report from: 06/28/2018 15:37:57

LA Testing
520 Mission Street South Pasadena, CA 91030
Tel/Fax: (323) 254-9960 / (323) 254-9982
http://www.LATesting.com / pasadenalab@latesting.com

LA Testing Order: 321814184
Customer ID: CNVC42
Customer PO:
Project ID:

Test Report: Asbestos Analysis of Bulk Materials via EPA 600/R-93/116 Method using Polarized Light Microscopy

			Non-Asbestos		Asbestos
Sample	**Description**	**Appearance**	**% Fibrous**	**% Non-Fibrous**	**% Type**
GW-42 *321814184-0010*	Bldg G West, G!, SW office, East - Residual Floor tile Mastic	Gray/Black Non-Fibrous Homogeneous	15% Cellulose	85% Non-fibrous (Other)	None Detected
GW-43 *321814184-0011*	Bldg G West, G!, SW office, West - Residual Floor tile Mastic	Brown Non-Fibrous Homogeneous	1% Cellulose	99% Non-fibrous (Other)	None Detected
K-16-Skim Coat *321814184-0012*	Bldg K, Hot water Heater Closet - Wall plaster + Skim coat	Pink Non-Fibrous Homogeneous		100% Non-fibrous (Other)	None Detected
K-16-Plaster *321814184-0012A*	Bldg K, Hot water Heater Closet - Wall plaster + Skim coat	Gray Non-Fibrous Homogeneous		100% Non-fibrous (Other)	None Detected
K-17-Finish Coat *321814184-0013*	Bldg K, SW Boys restroom - Wall plaster + Skim coat	White Non-Fibrous Homogeneous		100% Non-fibrous (Other)	None Detected
K-17-Base Coat *321814184-0013A*	Bldg K, SW Boys restroom - Wall plaster + Skim coat	Gray Non-Fibrous Homogeneous		100% Non-fibrous (Other)	None Detected
K-21-Drywall *321814184-0014*	Bldg K, Rm K2, Telephone room - Drywall and Joint compound	Brown/White Non-Fibrous Homogeneous	20% Cellulose	80% Non-fibrous (Other)	None Detected
K-21-Joint Compound *321814184-0014A*	Bldg K, Rm K2, Telephone room - Drywall and Joint compound	White Non-Fibrous Homogeneous		100% Non-fibrous (Other)	None Detected
K-22-Texture *321814184-0015*	Bldg K, Rm K3, SE Kitchen - Drywall and Joint compound	White Non-Fibrous Homogeneous		100% Non-fibrous (Other)	None Detected
K-22-Joint Compound *321814184-0015A*	Bldg K, Rm K3, SE Kitchen - Drywall and Joint compound	White Non-Fibrous Homogeneous		100% Non-fibrous (Other)	None Detected
K-22-Drywall *321814184-0015B*	Bldg K, Rm K3, SE Kitchen - Drywall and Joint compound	Tan/White Fibrous Homogeneous	10% Cellulose 5% Glass	85% Non-fibrous (Other)	None Detected
E-22-Floor Tile *321814184-0019*	Bldg. E, E 5 1/2, SW - 12x12 Brown Vinyl floor tile and Mastic	Brown Non-Fibrous Homogeneous		100% Non-fibrous (Other)	None Detected
E-22-Mastic *321814184-0019A*	Bldg. E, E 5 1/2, SW - 12x12 Brown Vinyl floor tile and Mastic	Yellow Non-Fibrous Homogeneous		100% Non-fibrous (Other)	None Detected
E-23-Floor Tile *321814184-0020*	Bldg. E, E 5 1/2, SW - 12x12 Brown Vinyl floor tile and Mastic	Brown Non-Fibrous Homogeneous		100% Non-fibrous (Other)	None Detected
E-23-Mastic *321814184-0020A*	Bldg. E, E 5 1/2, SW - 12x12 Brown Vinyl floor tile and Mastic	Yellow Non-Fibrous Homogeneous		100% Non-fibrous (Other)	None Detected
E-24-Floor Tile *321814184-0021*	Bldg. E, E 5 1/2, N - 12x12 Brown Vinyl floor tile and Mastic	Pink Non-Fibrous Homogeneous		100% Non-fibrous (Other)	None Detected
E-24-Mastic *321814184-0021A*	Bldg. E, E 5 1/2, N - 12x12 Brown Vinyl floor tile and Mastic	Yellow Non-Fibrous Homogeneous		100% Non-fibrous (Other)	None Detected
D-71-Floor Tile *321814184-0022*	Bldg D, Rm D9, NE - 12x12 Beige vinyl floor tiles and mastic	Beige Non-Fibrous Homogeneous		100% Non-fibrous (Other)	None Detected

Initial report from: 06/28/2018 15:37:57

LA Testing
520 Mission Street South Pasadena, CA 91030
Tel/Fax: (323) 254-9960 / (323) 254-9982
http://www.LATesting.com / pasadenalab@latesting.com

LA Testing Order: 321814184
Customer ID: CNVC42
Customer PO:
Project ID:

Test Report: Asbestos Analysis of Bulk Materials via EPA 600/R-93/116 Method using Polarized Light Microscopy

			Non-Asbestos		Asbestos
Sample	**Description**	**Appearance**	**% Fibrous**	**% Non-Fibrous**	**% Type**
D-71-Mastic *321814184-0022A*	Bldg D, Rm D9, NE - 12x12 Beige vinyl floor tiles and mastic	Yellow Non-Fibrous Homogeneous		100% Non-fibrous (Other)	None Detected
D-72-Floor Tile *321814184-0023*	Bldg D, Rm D7, NW - 12x12 Beige vinyl floor tiles and mastic	Beige Non-Fibrous Homogeneous		100% Non-fibrous (Other)	None Detected
D-72-Mastic *321814184-0023A*	Bldg D, Rm D7, NW - 12x12 Beige vinyl floor tiles and mastic	Yellow Non-Fibrous Homogeneous		100% Non-fibrous (Other)	None Detected
D-73-Floor Tile *321814184-0024*	Bldg D, Rm D5, SW - 12x12 Beige vinyl floor tiles and mastic	Tan Non-Fibrous Homogeneous		100% Non-fibrous (Other)	None Detected
D-73-Mastic *321814184-0024A*	Bldg D, Rm D5, SW - 12x12 Beige vinyl floor tiles and mastic	Yellow Non-Fibrous Homogeneous		100% Non-fibrous (Other)	None Detected

Analyst(s)

Arturo Casas (13)
Nahid Motamedi (24)

Jerry Drapala Ph.D, Laboratory Manager
or Other Approved Signatory

EMSL maintains liability limited to cost of analysis. This report relates only to the samples reported and may not be reproduced, except in full, without written approval by EMSL. EMSL bears no responsibility for sample collection activities or analytical method limitations. Interpretation and use of test results are the responsibility of the client. This report must not be used by the client to claim product certification, approval, or endorsement by NVLAP, NIST or any agency of the federal government. Non-friable organically bound materials present a problem matrix and therefore EMSL recommends gravimetric reduction prior to analysis. Samples received in good condition unless otherwise noted. Estimated accuracy, precision and uncertainty data available upon request. Unless requested by the client, building materials manufactured with multiple layers (i.e. linoleum, wallboard, etc.) are reported as a single sample. Reporting limit is 1%

Samples analyzed by LA Testing South Pasadena, CA NVLAP Lab Code 200232-0, CA ELAP 2283

Initial report from: 06/28/2018 15:37:57

LA Testing
520 Mission Street, South Pasadena, CA 91030
Phone/Fax: (323) 254-9960 / (323) 254-9982
http://www.LATesting.com pasadenalab@latesting.com

LA Testing Order: 321814184
CustomerID: CNVC42
CustomerPO:
ProjectID:

Attn: **Laura Tanaka**
Converse Consultants
3176 Pullman St
Suite 108
Costa Mesa, CA 92626

Phone: (714) 444-9660
Fax: (714) 444-9640
Received: 06/22/18 8:00 AM
Analysis Date: 6/28/2018
Collected: 6/21/2018

Project: **18-16-105-02**

Test Report: Asbestos Analysis via Polarized Light Microscopy, Qualitative

Sample	Description	Appearance	Result	Notes
C-41 *321814184-0016*	Bldg C, Library, Ceiling space over Book Storage - Roof Debris	Brown/Gray/White Non-Fibrous Homogeneous	**None Detected**	
C-42 *321814184-0017*	Bldg C, Library, Ceiling space over Book Storage - Roof Debris	Brown/Gray/White Non-Fibrous Homogeneous	**None Detected**	
C-43 *321814184-0018*	Bldg C, Library, Ceiling space over Book Storage - Roof Debris	Gray/Black Fibrous Homogeneous	**None Detected**	

Analyst(s)

Arturo Casas (1)
Nahid Motamedi (2)

Jerry Drapala Ph.D, Laboratory Manager
or other approved signatory

LA Testing recommends that soil samples reported as "ND" be tested by the EPA Screening Method/Qualitative. The above report relates only to the items tested. This report may not be reproduced, except in full, without written approval by LA Testing, Inc. The above test must not be used by the client to claim product endorsement by NVLAP nor any agency of the United States Government. Samples received in good condition unless otherwise noted.

Samples analyzed by LA Testing South Pasadena, CA

Initial report from 06/28/2018 15:37:54

THIS IS THE LAST PAGE OF THE REPORT.

Asbestos Chain of Custody

LA Testing Order Number *(Lab Use Only)*:

321814184

LA TESTING
520 MISSION STREET
S. PASADENA, CA 91030
PHONE: (323) 254-9960
FAX: (323) 254-9982

Company : Converse Consultants	LA Testing-Bill to: ☒ Same ☐ Different If Bill to is Different note instructions in Comments**
Street: 3176 Pullman St, Suite 108	*Third Party Billing requires written authorization from third party*
City: Costa Mesa / State/Province: CA	Zip/Postal Code: 92626 / Country: USA
Report To (Name): Laura Tanaka	Fax #:
Telephone #: 626-807-3422	Email Address: ltanaka@converseconsultants.com
Project Name/Number: 18-16-105-02	
Please Provide Results: ☐ Fax ☒ Email / Purchase Order: 18-16-105-02	U.S. State Samples Taken: CA

Turnaround Time (TAT) Options* – Please Check

☐ 3 Hour ☐ 6 Hour ☐ 24 Hour ☐ 48 Hour ☐ 72 Hour ☐ 96 Hour ☒ 1 Week ☐ 2 Week

**For TEM Air 3 hours through 6 hours, please call ahead to schedule.*There is a premium charge for 3 Hour TEM AHERA or EPA Level II TAT. You will be asked to sign an authorization form for this service. Analysis completed in accordance with LA Testing's Terms and Conditions located in the Analytical Price Guide.*

PCM - Air
- ☐ NIOSH 7400
- ☐ w/ OSHA 8hr. TWA

PLM - Bulk (reporting limit)
- ☒ PLM EPA 600/R-93/116 (<1%)
- ☐ PLM EPA NOB (<1%)

Point Count
- ☐ 400 (<0.25%) ☐ 1000 (<0.1%)

Point Count w/Gravimetric
- ☐ 400 (<0.25%) ☐ 1000 (<0.1%)
- ☐ NYS 198.1 (friable in NY)
- ☐ NYS 198.6 NOB (non-friable-NY)
- ☐ NIOSH 9002 (<1%)

TEM – Air ☐ **4-4.5hr TAT** (AHERA only)
- ☐ AHERA 40 CFR, Part 763
- ☐ NIOSH 7402
- ☐ EPA Level II
- ☐ ISO 10312

TEM - Bulk
- ☐ TEM EPA NOB
- ☐ NYS NOB 198.4 (non-friable-NY)
- ☐ Chatfield SOP
- ☐ TEM Mass Analysis-EPA 600 sec. 2.5

TEM – Water: EPA 100.2
- Fibers >10µm ☐ Waste ☐ Drinking
- All Fiber Sizes ☐ Waste ☐ Drinking

TEM- Dust
- ☐ Microvac - ASTM D 5755
- ☐ Wipe - ASTM D6480
- ☐ Carpet Sonication (EPA 600/J-93/167)

Soil/Rock/Vermiculite
- ☐ PLM CARB 435 - A (0.25% sensitivity)
- ☐ PLM CARB 435 - B (0.1% sensitivity)
- ☐ TEM CARB 435 - B (0.1% sensitivity)
- ☐ TEM CARB 435 - C (0.01% sensitivity)
- ☐ EPA Protocol (Semi-Quantitative)
- ☐ EPA Protocol (Quantitative)

Other:
- ☐

☐ **Check For Positive Stop – Clearly Identify Homogenous Group**

Samplers Name: **Samplers Signature:**

Sample #	Sample Description	Volume/Area (Air) HA # (Bulk)	Date/Time Sampled
	See Attached		

Client Sample # (s): - **Total # of Samples:** 24

Relinquished (Client): [signature] **Date:** 6/21/18 **Time:** 9:15pm

Received (Lab): DFlores (DropBox) **Date:** 6/22/18 **Time:** 8am

Comments/Special Instructions:

Page 1 of _____ pages

717 Myrtle Avenue
Monrovia, CA 91016-3500
Tel.: (626) 930-1200
Fax: (626)930-1212

Converse Consultants 321814184

BULK SAMPLE LOG

Project Name: SBCUSD/Pacific High School

Collected By: RDS / BJP

Project No.: 18-16-105-02

Date: ~~April~~ 06/21, 2018

HOMOGENEOUS MATERIAL: Plaster

Sample Number	Location	Area Sq. Ft.	Condition
HW-~~65~~ 64	H1, SE Storage, Ceiling S	700 *	Good
HW-65	H2, SW office, " "	↓	↓

Friability:	~~Friable~~	Non-Friable	
Potential for Contact with Material:	~~High~~	Moderate	~~Low~~
Influence of Vibration:	High	~~Moderate~~	Low
Potential for Air Erosion:	~~High~~	Moderate	Low
Damage Assessment:	~~Good~~	Damaged	Significantly Damaged

COMMENTS: *H1: SE ~~office~~ Storage, E/SE ~~office~~ Storage, NE Storage
H2: W office, SW office
Walls are wood, Floors are Concrete

H2: 300 more sq. Ft Beige 12x12 VFT & Mastic in SW office and W office

CHAIN OF CUSTODY

Relinquished By:	George Parker	Time:	9:15pm	Date:	6/21/18
Received By:		Time:		Date:	
Relinquished By:		Time:		Date:	
Received By:		Time:		Date:	

Page 1 of 9

717 Myrtle Avenue
Monrovia, CA 91016-3500
Tel.: (626) 930-1200
Fax: (626)930-1212

Converse Consultants 321814184

BULK SAMPLE LOG

Project Name: SBCUSD/Pacific High School

Collected By: RDS/GSP

Project No.: 18-16-105-02

Date: ~~April~~ 06/21, 2018

HOMOGENEOUS MATERIAL: Mastic Behind 12x12 Ceiling Tiles

Sample Number	Location	Area Sq. Ft.	Condition
HW-66	H1, NE office, Ceiling N	200	Good
HW-67	↓	↓	↓
HW-68	H2, W office, Ceiling SW	↓	↓

Friability:	Friable	Non-Friable	
Potential for Contact with Material:	High	Moderate	Low
Influence of Vibration:	High	Moderate	Low
Potential for Air Erosion:	High	Moderate	Low
Damage Assessment:	Good	Damaged	Significantly Damaged

COMMENTS: Tiles are wood Pulp
Walls are wood

CHAIN OF CUSTODY

Relinquished By: George Parker Time: 9:15 PM Date: 6/21/18
Received By: Time: Date:
Relinquished By: Time: Date:
Received By: Time: Date:

Page 2 of 9

Converse Consultants 321814184

717 Myrtle Avenue
Monrovia, CA 91016-3500
Tel.: (626) 930-1200
Fax: (626)930-1212

BULK SAMPLE LOG

Project Name: SBCUSD/Pacific High School

Collected By: RDS

Project No.: 18-16-105-02

Date: ~~April~~ 06/21, 2018

HOMOGENEOUS MATERIAL: 12 x 12 Tan Speckled Vinyl Floor Tile & Mastic

Sample Number	Location	Area Sq. Ft.	Condition
HC-21	Bldg H Center, H3/H4 Office, West	400	Good
HC-22	" , " , "	↓	↓
HC-23	" , " , East	↓	↓

Friability:	Friable	Non-Friable	
Potential for Contact with Material:	High	Moderate	Low
Influence of Vibration:	High	Moderate	Low
Potential for Air Erosion:	High	Moderate	Low
Damage Assessment:	Good	Damaged	Significantly Damaged

COMMENTS:

CHAIN OF CUSTODY

Relinquished By: George Fuller Time: 9:15PM Date: 6/21/18
Received By: Time: Date:
Relinquished By: Time: Date:
Received By: Time: Date:

Converse Consultants

717 Myrtle Avenue
Monrovia, CA 91016-3500
Tel.: (626) 930-1200
Fax: (626)930-1212

321814184

BULK SAMPLE LOG

Project Name: SBCUSD/Pacific High School

Collected By: RDS/GSP

Project No.: 18-16-105-02

Date: ~~April 06~~/21, 2018

HOMOGENEOUS MATERIAL: Residual Floor Tile Mastic

Sample Number	Location	Area Sq. Ft.	Condition
GW-41	Bldg G West, G1, South	1050	Good
GW-42	, G1, SW office, East	↓	↓
GW-43	, G1, SW office, West	↓	↓

Friability:	Friable	Non-Friable	
Potential for Contact with Material:	High	Moderate	Low
Influence of Vibration:	High	Moderate	Low
Potential for Air Erosion:	High	Moderate	Low
Damage Assessment:	Good	Damaged	Significantly Damaged

COMMENTS: South section (G1), SW office, SE office and storage

CHAIN OF CUSTODY

Relinquished By: [signature] George Pinter Time: 9:15PM Date: 6/21/18
Received By: Time: Date:
Relinquished By: Time: Date:
Received By: Time: Date:

Page 4 of 9

Converse Consultants

717 Myrtle Avenue
Monrovia, CA 91016-3500
Tel.: (626) 930-1200
Fax: (626)930-1212

321814184

BULK SAMPLE LOG

Project Name: SBCUSD/Pacific High School

Collected By: RDS/GSP

Project No.: 18-16-105-02

Date: ~~April~~ 06/21, 2018

HOMOGENEOUS MATERIAL: Wall Plaster & Skim Coat

Sample Number	Location	Area Sq. Ft.	Condition
K-16	Bldg K, Hot Water Heater Closet	980 *	Good
K-17	" , SW Boy's Restroom	↓	↓

Friability:	Friable	Non-Friable	
Potential for Contact with Material:	High	Moderate	Low
Influence of Vibration:	High	Moderate	Low
Potential for Air Erosion:	High	Moderate	Low
Damage Assessment:	Good	Damaged	Significantly Damaged

COMMENTS: Ceilings also (Restrooms)
* Additional in SW Boys' Restroom, NW Girls' Restroom, Hot Water Heater Closet

CHAIN OF CUSTODY

Relinquished By: George Puler Time: 9:15PM Date: 6/21/18
Received By: Time: Date:
Relinquished By: Time: Date:
Received By: Time: Date:

321814184

717 Myrtle Avenue
Monrovia, CA 91016-3500
Tel.: (626) 930-1200
Fax: (626)930-1212

Converse Consultants

BULK SAMPLE LOG

Project Name: SBCUSD/Pacific High School

Collected By: RDS/GJP

Project No.: 18-16-105-02

Date: ~~April~~ 06/21, 2018

HOMOGENEOUS MATERIAL: Drywall + Joint Compound

Sample Number	Location	Area Sq. Ft.	Condition
K-21	Bldg K, Rm K2, Telephone Room	Previous Sampling	Good
K-22	↓ , Rm K3, SE Kitchen	↓	↓

Friability:	Friable	Non-Friable	
Potential for Contact with Material:	High	Moderate	Low
Influence of Vibration:	High	Moderate	Low
Potential for Air Erosion:	High	Moderate	Low
Damage Assessment:	Good	Damaged	Significantly Damaged

COMMENTS:

CHAIN OF CUSTODY

Relinquished By: George Parker Time: 9:15 PM Date: 6/21/18
Received By: Time: Date:
Relinquished By: Time: Date:
Received By: Time: Date:

Page 6 of 9

321814184

Converse Consultants

717 Myrtle Avenue
Monrovia, CA 91016-3500
Tel.: (626) 930-1200
Fax: (626)930-1212

BULK SAMPLE LOG

Project Name: SBCUSD/Pacific High School

Collected By: RDS/GJP

Project No.: 18-16-105-02

Date: ~~April~~ 06/21, 2018

HOMOGENEOUS MATERIAL: Roof Debris

Sample Number	Location	Area Sq. Ft.	Condition
C-41	Bldg C, Library, Ceiling Space over Book Storage	1000	Good
C-42	↓	↓	↓
C-43	↓	↓	↓

Friability:	Friable	Non-Friable	
Potential for Contact with Material:	High	Moderate	Low
Influence of Vibration:	High	Moderate	Low
Potential for Air Erosion:	High	Moderate	Low
Damage Assessment:	Good	Damaged	Significantly Damaged

COMMENTS:

CHAIN OF CUSTODY

Relinquished By: George Parker Time: 9:15pm Date: 6/21/18
Received By: Time: Date:
Relinquished By: Time: Date:
Received By: Time: Date:

Page 7 of 9

Converse Consultants

717 Myrtle Avenue
Monrovia, CA 91016-3500
Tel.: (626) 930-1200
Fax: (626)930-1212

321814184

BULK SAMPLE LOG

Project Name: SBCUSD/Pacific High School

Collected By: RDS/GJP

Project No.: 18-16-105-02

Date: ~~April~~ 06/21, 2018

HOMOGENEOUS MATERIAL: 12x12 Brown Vinyl Floor Tile and Mastic

Sample Number	Location	Area Sq. Ft.	Condition
E-22	Bldg E, E 5½, SW	120	Good
E-22	" , " , SW	↓	↓
E-24	" , " , N	↓	↓

Friability:	Friable	Non-Friable	
Potential for Contact with Material:	High	Moderate	Low
Influence of Vibration:	High	Moderate	Low
Potential for Air Erosion:	High	Moderate	Low
Damage Assessment:	Good	Damaged	Significantly Damaged

COMMENTS:

CHAIN OF CUSTODY

Relinquished By: George Pulver Time: 9:15 pm Date: 6/21/18
Received By: Time: Date:
Relinquished By: Time: Date:
Received By: Time: Date:

Page 8 of 9

321814184

717 Myrtle Avenue
Monrovia, CA 91016-3500
Tel.: (626) 930-1200
Fax: (626)930-1212

Converse Consultants

BULK SAMPLE LOG

Project Name: SBCUSD/Pacific High School

Collected By: RDS / GSP

Project No.: 18-16-105-02

Date: ~~April~~ 06/21, 2018

HOMOGENEOUS MATERIAL: 12X12 Beige Vinyl Floor Tiles + Mastic

Sample Number	Location	Area Sq. Ft.	Condition
D-71	Bldg D, Rm D9, NE	8100	Good
D-72	↓ , Rm D7, NW	↓	↓
D-73	↓ , Rm D5, SW	↓	↓

Friability:	Friable	Non-Friable	
Potential for Contact with Material:	High	Moderate	Low
Influence of Vibration:	High	Moderate	Low
Potential for Air Erosion:	High	Moderate	Low
Damage Assessment:	Good	Damaged	Significantly Damaged

COMMENTS:

CHAIN OF CUSTODY

Relinquished By: George Fuller Time: 9:15pm Date: 6/21/18
Received By: Time: Date:
Relinquished By: Time: Date:
Received By: Time: Date:

Page 9 of 9

Lead-Base Paint

XRF Logs

Appendix C

Copyright 2018 Converse Consultants

Inspector: George Paler
CDPH: I-1487

XRF Summary Log
Pacific High School
Building A - May 14, 2018

Action Level: 1 mg/cm2

Reading No.	Time	Component	Substrate	Side	Condition	Color	Room	Results	PbC
1	5/14/2018 18:09								3.03
2	5/14/2018 18:20			CALIBRATE				Positive	1.1
3	5/14/2018 18:20			CALIBRATE				Positive	1.2
4	5/14/2018 18:20			CALIBRATE				Positive	1.2
5	5/14/2018 18:31	WALL	BRICK	EAST	INTACT	BROWN	EXTERIOR	Negative	0.01
6	5/14/2018 18:33	DOOR HEALTH AIDE	METAL	EAST	INTACT	PURPLE	EXTERIOR	Negative	0.01
7	***5/14/2018 18:34***	***DOOR FRAME***	***WOOD***	***EAST***	***INTACT***	***TAN***	***EXTERIOR***	***Positive***	***2.2***
8	***5/14/2018 18:37***	***TRANSOM FRAME***	***WOOD***	***EAST***	***INTACT***	***TAN***	***EXTERIOR***	***Positive***	***1.4***
9	5/14/2018 18:51	DOORS	METAL	EAST	FAIR	PURPLE	EXTERIOR	Negative	0.22
10	5/14/2018 18:52	DOOR FRAME	WOOD	EAST	INTACT	TAN	EXTERIOR	Negative	0.6
11	5/14/2018 18:52	DOOR FRAME	METAL	EAST	INTACT	TAN	EXTERIOR	Negative	0.5
12	5/14/2018 18:53	DOOR FRAME	METAL	EAST	INTACT	TAN	EXTERIOR	Negative	0.9
13	5/14/2018 18:54	LOUVRES	METAL	EAST	INTACT	BROWN	EXTERIOR	Negative	0.6
14	5/14/2018 18:55	DOOR	WOOD	EAST	INTACT	BROWN	ELEC. ROOM	Negative	0.8
15	5/14/2018 18:56	DOOR FRAME	METAL	EAST	FAIR	GRAY	ELEC. ROOM	Negative	0.4
16	5/14/2018 18:57	WALL	PLASTER	SOUTH	FAIR	WHITE	ELEC. ROOM	Negative	0.03
17	5/14/2018 18:58	WALL	PLASTER	WEST	FAIR	WHITE	ELEC. ROOM	Negative	0
18	5/14/2018 18:59	CEILING	PLASTER		FAIR	WHITE	ELEC. ROOM	Negative	0
19	5/14/2018 19:00	ELEC. PANEL	METAL	EAST	INTACT	GRAY	ELEC. ROOM	Negative	0
20	5/14/2018 19:03	CONDUIT	METAL	EAST	INTACT	BROWN	EXTERIOR	Negative	0.04
27	***5/14/2018 19:11***	***GUTTER***	***METAL***	***EAST***	***FAIR***	***TAN***	***EXTERIOR***	***Positive***	***1***
28	5/14/2018 19:12	ROOF FLASHING	METAL	EAST	PEELING	BROWN	EXTERIOR	Negative	0.01
29	***5/14/2018 19:13***	***FASCIA***	***WOOD***	***EAST***	***FAIR***	***TAN***	***EXTERIOR***	***Positive***	***1.8***
30	5/14/2018 19:16	ARCADE CEILING	STUCCO	EAST	INTACT	TAN	EXTERIOR	Negative	0
31	***5/14/2018 19:18***	***FASCIA***	***WOOD***	***EAST***	***FAIR***	***TAN***	***EXTERIOR***	***Positive***	***2.7***
32	5/14/2018 19:20	COLUMN	BRICK	NORTH	INTACT	BROWN	EXTERIOR	Negative	0
33	5/14/2018 19:21	DRINKING FOUNTAIN	CERAMIC	NORTH	INTACT	WHITE	EXTERIOR	Negative	-0.07
34	5/14/2018 19:22	DRINKING FOUNTAIN	CERAMIC	NORTH	INTACT	WHITE	EXTERIOR	Negative	-0.48
35	5/14/2018 19:22	DRINKING FOUNTAIN	CERAMIC	NORTH	INTACT	WHITE	EXTERIOR	Negative	0
36	***5/14/2018 19:24***	***DOORS***	***METAL***	***NORTH***	***INTACT***	***PURPLE***	***EXTERIOR***	***Positive***	***1.1***

Inspector: George Paler
CDPH: I-1487

XRF Summary Log
Pacific High School
Building A - May 14, 2018

Action Level: 1 mg/cm2

Reading No.	Time	Component	Substrate	Side	Condition	Color	Room	Results	PbC
37	5/14/2018 19:25	DOOR FRAME	WOOD	NORTH	FAIR	TAN	EXTERIOR	Positive	1.9
38	5/14/2018 19:25	CONDUIT	METAL	NORTH	INTACT	BROWN	EXTERIOR	Negative	0
39	5/14/2018 19:27	LOW WALL	BRICK	NORTH	INTACT	BROWN	EXTERIOR	Negative	0.01
40	5/14/2018 19:27	WALL BASE	CONCRETE	NORTH	INTACT	BROWN	EXTERIOR	Negative	0.01
41	5/14/2018 19:28	WINDOW SILL	CONCRETE	NORTH	FAIR	BROWN	EXTERIOR	Negative	0
42	5/14/2018 19:29	WINDOW SILL	WOOD	NORTH	FAIR	TAN	EXTERIOR	Positive	3.3
43	5/14/2018 19:29	WINDOW CASE	WOOD	NORTH	FAIR	TAN	EXTERIOR	Positive	1.7
44	5/14/2018 19:30	WINDOW FRAME	METAL	NORTH	INTACT	BLACK	EXTERIOR	Negative	-1.04
45	5/14/2018 19:30	WINDOW FRAME	METAL	NORTH	INTACT	BLACK	EXTERIOR	Negative	0
46	5/14/2018 19:32	ENTRY ALCOVE FRAME	WOOD	NORTH	INTACT	TAN	EXTERIOR	Positive	4.5
47	5/14/2018 19:33	ENTRY ALCOVE WALL	WOOD	NORTH	INTACT	TAN	EXTERIOR	Positive	4.9
48	5/14/2018 19:34	ENTRY ALCOVE DOOR FRAME	WOOD	NORTH	INTACT	TAN	EXTERIOR	Positive	3.3
49	5/14/2018 19:34	ENTRY ALCOVE DOOR	WOOD	NORTH	INTACT	PURPLE	EXTERIOR	Positive	1.7
50	5/14/2018 19:35	ARCADE COLUMNS	METAL	NORTH	INTACT	TAN	EXTERIOR	Negative	0.13
51	5/14/2018 19:36	ARCADE COLUMNS	METAL	NORTH	INTACT	TAN	EXTERIOR	Negative	0.14
52	5/14/2018 19:36	ARCADE COLUMNS	METAL	NORTH	INTACT	TAN	EXTERIOR	Negative	0.27
53	5/14/2018 19:37	ARCADE COLUMNS	METAL	NORTH	INTACT	TAN	EXTERIOR	Negative	0.9
54	5/14/2018 19:39	DOWNSPOUT	METAL	NORTH	INTACT	TAN	EXTERIOR	Positive	1.1
55	5/14/2018 19:41	LOUVRES	METAL	NORTH	INTACT	BROWN	EXTERIOR	Negative	0.8
56	5/14/2018 19:42	CONDUIT	METAL	NORTH	INTACT	BEIGE	EXTERIOR	Negative	0.03
57	5/14/2018 19:44	GUTTER	METAL	NORTH	FAIR	TAN	EXTERIOR	Positive	1.2
58	5/14/2018 19:45	ROOF FLASHING	METAL	NORTH	PEELING	BROWN	EXTERIOR	Negative	0.01
59	5/14/2018 19:48	FASCIA	WOOD	NORTH	FAIR	BEIGE	EXTERIOR	Positive	3.1
60	5/14/2018 19:49	ARCADE CEILING	STUCCO	NORTH	INTACT	BEIGE	EXTERIOR	Null	0
61	5/14/2018 19:49	ARCADE CEILING	STUCCO	NORTH	INTACT	BEIGE	EXTERIOR	Negative	0
62	5/14/2018 19:51	BENCH	METAL	NORTH	INTACT	BLACK	EXTERIOR	Negative	0
63	5/14/2018 19:55	DOOR-STORAGE	METAL	NORTH	INTACT	PURPLE	EXTERIOR	Negative	0
64	5/14/2018 19:56	DOOR-OFFICE	WOOD	NORTH	INTACT	PURPLE	EXTERIOR	Positive	2.1
65	5/14/2018 19:59	WALL	BRICK	WEST	CHALKING	BROWN	EXTERIOR	Negative	0

Inspector: George Paler
CDPH: I-1487

XRF Summary Log
Pacific High School
Building A - May 14, 2018

Action Level: 1 mg/cm2

Reading No.	Time	Component	Substrate	Side	Condition	Color	Room	Results	PbC
66	5/14/2018 20:00	WINDOW SILL	CONCRETE	WEST	CHALKING	BROWN	EXTERIOR	Negative	0.13
67	5/14/2018 20:00	WINDOW SILL	WOOD	WEST	INTACT	TAN	EXTERIOR	Negative	0.6
68	5/14/2018 20:01	WINDOW CASE	WOOD	WEST	INTACT	TAN	EXTERIOR	Negative	0.8
69	5/14/2018 20:01	WINDOW CASE	WOOD	WEST	INTACT	TAN	EXTERIOR	Negative	0.8
70	5/14/2018 20:02	WINDOW CASE	WOOD	WEST	INTACT	TAN	EXTERIOR	Negative	0.7
71	5/14/2018 20:04	FASCIA	WOOD	WEST	FAIR	BEIGE	EXTERIOR	Negative	0.6
72	5/14/2018 20:05	FASCIA	WOOD	WEST	FAIR	BEIGE	EXTERIOR	Negative	0.5
73	5/14/2018 20:06	WINDOW CASE	WOOD	NORTH	FAIR	BEIGE	EXTERIOR	Negative	0.8
74	***5/14/2018 20:07***	***WINDOW CASE***	***WOOD***	***NORTH***	***FAIR***	***BEIGE***	***EXTERIOR***	***Positive***	***2.6***
75	5/14/2018 20:10			CALIBRATE				Positive	1
76	5/14/2018 20:11			CALIBRATE				Positive	1.1
77	5/14/2018 20:11			CALIBRATE				Positive	1.1
78	5/14/2018 20:17	WINDOW CASE	WOOD	WEST	INTACT	BEIGE	EXTERIOR	Negative	0.8
79	5/14/2018 20:19	FASCIA	WOOD	WEST	FAIR	BEIGE	EXTERIOR	Negative	0.7
80	5/14/2018 20:19	GUTTER	METAL	WEST	FAIR	TAN	EXTERIOR	Negative	0.4
81	***5/14/2018 20:22***	***GUTTER***	***METAL***	***WEST***	***FAIR***	***TAN***	***EXTERIOR***	***Positive***	***1.1***
82	5/14/2018 20:24	ARCADE CEILING	STUCCO	WEST	INTACT	BEIGE	EXTERIOR	Negative	0
83	5/14/2018 20:32	WINDOW CASE	WOOD	SW	FAIR	BEIGE	EXTERIOR	Negative	0.3
84	***5/14/2018 20:33***	***WINDOW CASE***	***WOOD***	***SOUTH***	***FAIR***	***BEIGE***	***EXTERIOR***	***Positive***	***1.5***
85	5/14/2018 20:35	FASCIA	WOOD	SOUTH	FAIR	BEIGE	EXTERIOR	Negative	0.4
86	***5/14/2018 20:36***	***FASCIA***	***WOOD***	***SOUTH***	***FAIR***	***BEIGE***	***EXTERIOR***	***Positive***	***1.3***
87	5/14/2018 20:37	GUTTER	METAL	SOUTH	FAIR	TAN	EXTERIOR	Negative	0
88	5/14/2018 20:38	GUTTER	METAL	SOUTH	FAIR	TAN	EXTERIOR	Negative	0.7
89	***5/14/2018 20:38***	***GUTTER***	***METAL***	***SOUTH***	***FAIR***	***TAN***	***EXTERIOR***	***Positive***	***1.2***
90	5/14/2018 20:40	ENTRY DOORS	METAL	SOUTH	INTACT	BLACK	EXTERIOR	Negative	0
91	5/14/2018 20:47	WALL PANEL	WOOD	NORTH	INTACT	VARNISH	LOBBY	Negative	0
92	5/14/2018 20:58	WALL PANEL	WOOD	NORTH	INTACT	VARNISH	LOBBY	Negative	0
93	5/14/2018 20:58	DOOR	METAL	SOUTH	INTACT	TAN	LOBBY	Negative	0
94	5/14/2018 20:59	DOOR FRAME	METAL	SOUTH	INTACT	TAN	LOBBY	Negative	0

Inspector: George Paler
CDPH: I-1487

XRF Summary Log
Pacific High School
Building A - May 14, 2018

Action Level: 1 mg/cm2

Reading No.	Time	Component	Substrate	Side	Condition	Color	Room	Results	PbC
95	5/14/2018 21:00	WINDOW CASE	WOOD	SOUTH	INTACT	TAN	CONFERENCE ROOM	Negative	0.01
96	5/14/2018 21:01	WINDOW CASE	WOOD	SOUTH	INTACT	TAN	CONFERENCE ROOM	Negative	0.01
97	5/14/2018 21:01	WINDOW CASE	WOOD	EAST	INTACT	TAN	CONFERENCE ROOM	Negative	0.04
98	5/14/2018 21:02	DOOR FRAME	METAL	WEST	INTACT	TAN	CONFERENCE ROOM	Negative	0
99	5/14/2018 21:03	DOOR	METAL	WEST	INTACT	TAN	CONFERENCE ROOM	Negative	0.01
100	5/14/2018 21:05	WINDOW CASE	WOOD	SOUTH	INTACT	TAN	PRINCIPAL OFFICE	Negative	0
101	5/14/2018 21:05	WINDOW CASE	WOOD	SOUTH	INTACT	TAN	PRINCIPAL OFFICE	Negative	0
102	5/14/2018 21:06	DOOR	WOOD	WEST	INTACT	TAN	PRINCIPAL OFFICE	Negative	0.09
103	5/14/2018 21:07	DOOR FRAME	WOOD	WEST	INTACT	TAN	PRINCIPAL OFFICE	Negative	0.01
104	5/14/2018 21:07	DOOR FRAME	METAL	NORTH	INTACT	TAN	PRINCIPAL OFFICE	Negative	0
105	5/14/2018 21:08	DOOR	METAL	NORTH	INTACT	TAN	PRINCIPAL OFFICE	Negative	0
106	5/14/2018 21:10	WINDOW CASE	WOOD	WEST	INTACT	TAN	RECEPTION	Negative	0.01
107	***5/14/2018 21:10***	***WINDOW SUPPORT***	***METAL***	***WEST***	***INTACT***	***TAN***	***RECEPTION***	***Positive***	***10.1***
108	5/14/2018 21:12	DOOR	METAL	NORTH	INTACT	TAN	RECEPTION	Negative	0
109	5/14/2018 21:13	DOOR FRAME	METAL	NORTH	INTACT	TAN	RECEPTION	Negative	0
110	5/14/2018 21:14	WALL	PLASTER	SOUTH	INTACT	BEIGE	RECEPTION	Negative	0
111	5/14/2018 21:18	WALL	PLASTER	NORTH	INTACT	BEIGE	STORAGE	Negative	0
112	5/14/2018 21:18	WINDOW CASE	WOOD	NORTH	INTACT	BEIGE	STORAGE	Negative	0.01
113	5/14/2018 21:19	WINDOW CASE	WOOD	NORTH	INTACT	BEIGE	STORAGE	Negative	0.09
114	5/14/2018 21:20	CROWN MOLDING	WOOD	WEST	INTACT	BEIGE	STORAGE	Negative	0
115	5/14/2018 21:20	WALL	PLASTER	WEST	INTACT	BEIGE	STORAGE	Negative	0
116	5/14/2018 21:21	CABINET	PLASTER	WEST	INTACT	BEIGE	STORAGE	Negative	0.01
117	5/14/2018 21:21	DOOR	WOOD	NORTH	INTACT	TAN	STORAGE	Negative	0.12
118	5/14/2018 21:22	DOOR FRAME	WOOD	NORTH	INTACT	TAN	STORAGE	Negative	0.12
119	5/14/2018 21:24	FLOOR	ERAMIC MOSAIC TILE		INTACT	BROWN	STAFF RESTROOM	Negative	0

Inspector: George Paler
CDPH: I-1487

XRF Summary Log
Pacific High School
Building A - May 14, 2018

Action Level: 1 mg/cm2

Reading No.	Time	Component	Substrate	Side	Condition	Color	Room	Results	PbC
120	5/14/2018 21:25	DOOR FRAME	WOOD	SOUTH	INTACT	BROWN	STAFF RESTROOM	Negative	0.21
121	5/14/2018 21:26	WALL	PLASTER	WEST	INTACT	BEIGE	STAFF RESTROOM	Negative	0.1
122	***5/14/2018 21:26***	***BASEBOARD***	***CERAMIC TILE***	***WEST***	***INTACT***	***BROWN***	***STAFF RESTROOM***	***Positive***	***6.6***
123	5/14/2018 21:27	WALL	PLASTER	NORTH	INTACT	BEIGE	STAFF RESTROOM	Negative	0.1
124	***5/14/2018 21:28***	***SINK***	***CERAMIC***	***NORTH***	***INTACT***	***WHITE***	***STAFF RESTROOM***	***Positive***	***35.9***
125	5/14/2018 21:28	STALL	METAL	EAST	FAIR	BROWN	STAFF RESTROOM	Negative	0.01
126	5/14/2018 21:30	TOILET	CERAMIC	NORTH	INTACT	WHITE	STAFF RESTROOM	Negative	0
127	5/14/2018 21:31	CEILING	PLASTER		INTACT	BEIGE	STAFF RESTROOM	Negative	0.11
128	5/14/2018 21:32	WINDOW CASE	WOOD	WEST	INTACT	BEIGE	STAFF RESTROOM	Negative	0.14
129	5/14/2018 21:37	DOOR	METAL	SOUTH	INTACT	TAN	BREAK ROOM	Negative	0
130	5/14/2018 21:38	DOOR FRAME	METAL	SOUTH	INTACT	TAN	BREAK ROOM	Negative	0
131	5/14/2018 21:39	WALL	PLASTER	WEST	INTACT	BEIGE	BREAK ROOM	Negative	0.04
132	5/14/2018 21:39	UPPER CABINET	WOOD	WEST	INTACT	TAN	BREAK ROOM	Negative	0
133	5/14/2018 21:40	LOWER CABINET	WOOD	WEST	INTACT	TAN	BREAK ROOM	Negative	0.03
134	5/14/2018 21:41	WALL	DRYWALL	EAST	FAIR	BEIGE	BREAK ROOM	Negative	0
135	5/14/2018 21:42	WALL	PLASTER	EAST	INTACT	YELLOW	OFFICE A-4	Negative	0.3
136	5/14/2018 21:43	DOOR FRAME	WOOD	EAST	INTACT	BEIGE	OFFICE A-4	Negative	0.17
137	5/14/2018 21:44	WALL TRIM	WOOD	SOUTH	FAIR	BEIGE	OFFICE A-4	Negative	0.22
138	5/14/2018 21:44	WALL	PLASTER	SOUTH	FAIR	BEIGE	OFFICE A-4	Negative	0.11
139	5/14/2018 21:45	DOOR	PLASTER	SOUTH	INTACT	TAN	OFFICE A-4	Negative	0.17
140	5/14/2018 21:45	WALL	DRYWALL	NORTH	INTACT	BEIGE	OFFICE A-4	Negative	0
141	5/14/2018 21:46	DOOR	WOOD	NORTH	INTACT	TAN	OFFICE A-4	Negative	0
142	5/14/2018 21:47	DOOR FRAME	METAL	NORTH	INTACT	TAN	OFFICE A-4	Negative	0
143	5/14/2018 21:49	WALL	PLASTER	NORTH	INTACT	BEIGE	OFFICE A-3	Negative	0
144	5/14/2018 21:50	WALL	PLASTER	WEST	INTACT	BEIGE	OFFICE A-3	Negative	0.18
145	5/14/2018 21:51	WINDOW CASE	WOOD	SOUTH	FAIR	BEIGE	OFFICE A-3	Negative	0.09
146	***5/14/2018 21:53***	***WINDOW SUPPORT***	***METAL***	***SOUTH***	***INTACT***	***BEIGE***	***OFFICE A-3***	***Positive***	***1.2***
147	5/14/2018 21:54	CEILING	PLASTER	SOUTH	INTACT	BEIGE	OFFICE A-3	Negative	0.19
148	5/14/2018 21:55	FLOOR	CERAMIC TILE		INTACT	GRAY	WOMENS RESTROOM	Negative	0.03

Inspector: George Paler
CDPH: I-1487

XRF Summary Log
Pacific High School
Building A - May 14, 2018

Action Level: 1 mg/cm2

Reading No.	Time	Component	Substrate	Side	Condition	Color	Room	Results	PbC
149	5/14/2018 21:56	DOOR	WOOD	SOUTH	INTACT	TAN	WOMENS RESTROOM	Negative	0
150	5/14/2018 21:57	DOOR FRAME	METAL	SOUTH	INTACT	TAN	WOMENS RESTROOM	Negative	0
151	5/14/2018 21:57	SINK	CERAMIC	SOUTH	INTACT	WHITE	WOMENS RESTROOM	Negative	0
152	5/14/2018 21:58	TOILET	CERAMIC	SOUTH	INTACT	WHITE	WOMENS RESTROOM	Negative	0.01
153	5/14/2018 22:01	WALL	PLASTER	NORTH	INTACT	WHITE	WOMENS RESTROOM	Negative	0
154	5/14/2018 22:02	WINDOW CASE	WOOD	NORTH	INTACT	BEIGE	WOMENS RESTROOM	Negative	0.23
155	***5/14/2018 22:03***	***WINDOW TRIM***	***WOOD***	***NORTH***	***INTACT***	***BEIGE***	***WOMENS RESTROOM***	***Positive***	***2.4***
156	5/14/2018 22:04	BASEBOARD	CERAMIC TILE	NORTH	INTACT	WHITE	WOMENS RESTROOM	Negative	0.02
157	5/14/2018 22:04	WALL	CERAMIC TILE	NORTH	INTACT	BEIGE	WOMENS RESTROOM	Negative	0.03
158	5/14/2018 22:05	WALL	CERAMIC TILE	NORTH	INTACT	PURPLE	WOMENS RESTROOM	Negative	0.01
159	5/14/2018 22:06	CEILING	PLASTER		INTACT	BEIGE	WOMENS RESTROOM	Negative	0
160	5/14/2018 22:07	WINDOW TRIM	WOOD	SOUTH	INTACT	BEIGE	OFFICE A-3	Negative	0.21
161	5/14/2018 22:10	WALL	BRICK	EAST	INTACT	BEIGE	OFFICE A-8	Negative	0.05
162	5/14/2018 22:11	WINDOW CASE	WOOD	EAST	INTACT	TAN	OFFICE A-8	Negative	0.1
163	5/14/2018 22:11	WINDOW TRIM	WOOD	EAST	INTACT	TAN	OFFICE A-8	Negative	0.15
164	5/14/2018 22:14	WALL	BRICK	NORTH	INTACT	BEIGE	NORTH HALLWAY	Negative	0.01
165	5/14/2018 22:15	DOOR	WOOD	NORTH	FAIR	TAN	NORTH HALLWAY	Negative	0.4
166	5/14/2018 22:15	DOOR FRAME	WOOD	NORTH	INTACT	TAN	NORTH HALLWAY	Negative	0.15
167	5/14/2018 22:16	BENCH	WOOD	NORTH	INTACT	VARNISH	NORTH HALLWAY	Negative	0

Inspector: George Paler
CDPH: I-1487

XRF Summary Log
Pacific High School
Building A - May 14, 2018

Action Level: 1 mg/cm2

Reading No.	Time	Component	Substrate	Side	Condition	Color	Room	Results	PbC
168	5/14/2018 22:17	WINDOW CASE	WOOD	NORTH	INTACT	TAN	NORTH HALLWAY	Negative	0.18
169	5/14/2018 22:17	WINDOW TRIM	WOOD	NORTH	INTACT	TAN	NORTH HALLWAY	Negative	0.18
170	***5/14/2018 22:18***	***WINDOW SUPPORT***	***METAL***	***NORTH***	***INTACT***	***TAN***	***NORTH HALLWAY***	***Positive***	***1.1***
171	5/14/2018 22:24	WALL	PLASTER	EAST	INTACT	BEIGE	OFFICE CENTER HALLWAY	Negative	0
172	5/14/2018 22:24	WALL	PLASTER	WEST	INTACT	BEIGE	OFFICE CENTER HALLWAY	Negative	0
173	5/14/2018 22:26	WINDOW CASE	WOOD	EAST	INTACT	BEIGE	SEC. OFFICE	Negative	0.18
174	5/14/2018 22:26	WINDOW TRIM	WOOD	EAST	INTACT	BEIGE	SEC. OFFICE	Negative	0.18
175	***5/14/2018 22:29***	***WALL***	***CERAMIC TILE***	***SOUTH***	***INTACT***	***YELLOW***	***MENS RESTROOM***	***Positive***	***8.5***
176	***5/14/2018 22:29***	***BASEBOARD***	***CERAMIC TILE***	***SOUTH***	***INTACT***	***BROWN***	***MENS RESTROOM***	***Positive***	***5.8***
177	5/14/2018 22:30	SINK	CERAMIC	SOUTH	INTACT	WHITE	MENS RESTROOM	Negative	0.09
178	5/14/2018 22:30	TOILET	CERAMIC	EAST	INTACT	WHITE	MENS RESTROOM	Negative	0.01
179	5/14/2018 22:31	UPPER WALL	PLASTER	EAST	INTACT	BEIGE	MENS RESTROOM	Negative	0
180	5/14/2018 22:38	WINDOW CASE	WOOD	NORTH	INTACT	BEIGE	REGIS. SEC. OFFICE	Negative	0.4
181	5/14/2018 22:38	WINDOW TRIM	WOOD	NORTH	INTACT	BEIGE	REGIS. SEC. OFFICE	Negative	0.27
182	5/14/2018 22:40	WINDOW CASE	WOOD	NORTH	INTACT	BEIGE	REGIS. SEC. OFFICE	Negative	0
183	5/14/2018 22:41	WINDOW TRIM	WOOD	NORTH	INTACT	BEIGE	REGIS. SEC. OFFICE	Negative	0
184	***5/14/2018 22:41***	***WINDOW SUPPORT***	***METAL***	***NORTH***	***INTACT***	***BEIGE***	***REGIS. SEC. OFFICE***	***Positive***	***13.3***
185	5/14/2018 22:43	WALL	PLASTER	SOUTH	INTACT	BEIGE	VP OFFICE	Negative	0.04
186	5/14/2018 22:44	WALL	WOOD PANELING	EAST	INTACT	BEIGE	VP OFFICE NORTH	Negative	0.01
187	5/14/2018 22:45	WALL TRIM	WOOD	EAST	INTACT	BEIGE	VP OFFICE NORTH	Negative	0
188	5/14/2018 22:46	WALL	PLASTER	EAST	INTACT	BROWN	VP OFFICE NORTH	Negative	0
189	5/14/2018 22:47	DOOR	WOOD	EAST	INTACT	BEIGE	VP OFFICE	Negative	0.17
190	5/14/2018 22:47	DOOR FRAME	WOOD	EAST	INTACT	BEIGE	VP OFFICE	Negative	0.3
191	5/14/2018 22:51	DOOR	METAL	WEST	INTACT	BROWN	ATTENDANCE OFFICE	Negative	0
192	5/14/2018 22:51	DOOR FRAME	METAL	WEST	INTACT	BROWN	ATTENDANCE OFFICE	Negative	0

Inspector: George Paler
CDPH: I-1487

XRF Summary Log
Pacific High School
Building A - May 14, 2018

Action Level: 1 mg/cm2

Reading No.	Time	Component	Substrate	Side	Condition	Color	Room	Results	PbC
193	5/14/2018 22:52	LOW WALL	WOOD	NORTH	INTACT	BEIGE	ATTENDANCE OFFICE	Negative	0.12
194	5/14/2018 22:53	WINDOW CASE	WOOD	NORTH	INTACT	BEIGE	ATTENDANCE OFFICE	Negative	0
195	5/14/2018 22:54	WINDOW CASE POST	WOOD	NORTH	INTACT	BEIGE	ATTENDANCE OFFICE	Negative	0.06
196	5/14/2018 22:55	ENTRY WALL	WOOD	NE	FAIR	BEIGE	ATTENDANCE OFFICE	Negative	0
197	5/14/2018 22:55	ENTRY WALL FRAME	WOOD	NE	FAIR	BEIGE	ATTENDANCE OFFICE	Negative	0.01
198	5/14/2018 22:56	PARTITION	WOOD	NE	FAIR	BEIGE	ATTENDANCE OFFICE	Negative	0
199	5/14/2018 22:56	PARTITION	WOOD	NE	FAIR	BEIGE	ATTENDANCE OFFICE	Negative	0.01
200	5/14/2018 22:57	PARTITION	WOOD	SE	FAIR	BEIGE	ATTENDANCE OFFICE	Negative	0
201	5/14/2018 22:58	LOW WALL	WOOD	SOUTH	INTACT	BEIGE	ATTENDANCE OFFICE	Negative	0.01
202	5/14/2018 22:58	WINDOW CASE	WOOD	SOUTH	INTACT	BEIGE	ATTENDANCE OFFICE	Negative	0
203	5/14/2018 22:59	WINDOW TRIM	WOOD	SOUTH	INTACT	BEIGE	ATTENDANCE OFFICE	Negative	0.03
204	***5/14/2018 22:59***	***WINDOW SUPPORT***	***METAL***	***SOUTH***	***INTACT***	***BEIGE***	***ATTENDANCE OFFICE***	***Positive***	***10.4***
205	5/14/2018 23:20			CALIBRATE				Positive	1.1
206	5/14/2018 23:20			CALIBRATE				Positive	1.2
207	5/14/2018 23:21			CALIBRATE				Positive	1.1

Inpsector: George Paler
CDPH: I-1487

XRF Summary Table
Pacific High School
Building B
April 13-14-16, 2018

Action Level: 1 mg/cm2

Reading No.	Time	Component	Substrate	Side	Condition	Color	Room	Results	PbC
1	4/13/2018 20:22								0.61
2	4/13/2018 20:27			CALIBRATE			B-7	Positive	1.1
3	4/13/2018 20:28			CALIBRATE			B-7	Positive	1.1
4	4/13/2018 20:29			CALIBRATE			B-7	Positive	1.2
5	**4/13/2018 20:30**	**DOOR**	**WOOD**	**SOUTH**	**INTACT**	**TAN**	**B-7**	**Positive**	**2.1**
6	**4/13/2018 20:31**	**DOOR**	**WOOD**	**SOUTH**	**INTACT**	**TAN**	**B-7**	**Positive**	**1.8**
7	**4/13/2018 20:32**	**DOOR FRAME**	**WOOD**	**SOUTH**	**INTACT**	**TAN**	**B-7**	**Positive**	**1.6**
8	4/13/2018 20:33	WALL	PLASTER	NORTH	INTACT	TAN	B-7	Negative	0.02
9	4/13/2018 20:34	WINDOW CASE	PLASTER	NORTH	INTACT	WHITE	B-7	Negative	0
10	**4/13/2018 20:35**	**WINDOW SILL**	**METAL**	**NORTH**	**INTACT**	**WHITE**	**B-7**	**Positive**	**1.3**
11	4/13/2018 20:36	DOOR	METAL	NORTH	INTACT	TAN	B-7	Negative	0
12	4/13/2018 20:36	DOOR FRAME	METAL	NORTH	INTACT	TAN	B-7	Negative	0
13	4/13/2018 20:37	WALL	PLASTER	EAST	INTACT	WHITE	B-7	Negative	0
14	4/13/2018 20:38	BULLETIN BOARD	WOOD	EAST	INTACT	WHITE	B-7	Negative	0
15	4/13/2018 20:39	WALL	PLASTER	SOUTH	INTACT	WHITE	B-7	Negative	0.01
16	**4/13/2018 20:41**	**WINDOW SILL**	**METAL**	**SOUTH**	**INTACT**	**WHITE**	**B-7**	**Positive**	**1.8**
17	4/13/2018 20:45	DOOR	METAL	SOUTH	INTACT	TAN	B-6	Negative	0
18	**4/13/2018 20:46**	**DOOR FRAME**	**WOOD**	**SOUTH**	**INTACT**	**TAN**	**B-6**	**Positive**	**2.1**
19	4/13/2018 20:47	WALL	PLASTER	WEST	INTACT	WHITE	B-6	Negative	0
20	**4/13/2018 20:50**	**DOOR**	**WOOD**	**WEST**	**INTACT**	**TAN**	**B-6**	**Positive**	**1.2**
21	**4/13/2018 20:51**	**DOOR FRAME**	**WOOD**	**WEST**	**INTACT**	**TAN**	**B-6**	**Positive**	**1.8**
22	4/13/2018 20:52	DOOR FRAME	METAL	NORTH	INTACT	TAN	B-6	Negative	0
23	4/13/2018 20:52	DOOR	METAL	NORTH	INTACT	TAN	B-6	Negative	0
24	4/13/2018 20:53	WALL	PLASTER	NORTH	INTACT	WHITE	B-6	Negative	0
25	**4/13/2018 20:55**	**WINDOW SILL**	**PLASTER**	**NORTH**	**INTACT**	**WHITE**	**B-6**	**Positive**	**1.5**
26	4/13/2018 20:56	WALL	PLASTER	EAST	INTACT	WHITE	B-6	Negative	0.01
27	4/13/2018 21:05	FLOOR	CERAMIC MOSAIC TILE		INTACT	BROWN	WOMENS STAFF RESTRM	Negative	0
28	**4/13/2018 21:06**	**BASEBOARD**	**CERAMIC TILE**	**NORTH**	**INTACT**	**BROWN**	**WOMENS STAFF RESTRM**	**Positive**	**5.4**
29	**4/13/2018 21:07**	**SINK**	**CERAMIC**	**NORTH**	**INTACT**	**WHITE**	**WOMENS STAFF RESTRM**	**Positive**	**39.9**
30	4/13/2018 21:08	WALL	PLASTER	NORTH	INTACT	WHITE	WOMENS STAFF RESTRM	Negative	0.13

Inpsector: George Paler
CDPH: I-1487

XRF Summary Table
Pacific High School
Building B
April 13-14-16, 2018

Action Level: 1 mg/cm2

Reading No.	Time	Component	Substrate	Side	Condition	Color	Room	Results	PbC
31	***4/13/2018 21:10***	***DOOR***	***WOOD***	***SOUTH***	***INTACT***	***PURPLE***	***WOMENS STAFF RESTRM***	***Positive***	***1.3***
32	4/13/2018 21:11	DOOR FRAME	WOOD	SOUTH	INTACT	TAN	WOMENS STAFF RESTRM	Null	1.4
33	***4/13/2018 21:12***	***DOOR FRAME***	***WOOD***	***SOUTH***	***INTACT***	***TAN***	***WOMENS STAFF RESTRM***	***Positive***	***1.5***
34	4/13/2018 21:13	STALL	METAL	EAST	INTACT	BROWN	WOMENS STAFF RESTRM	Negative	0.02
35	4/13/2018 21:14	WALL	PLASTER	EAST	INTACT	WHITE	WOMENS STAFF RESTRM	Negative	0.11
36	4/13/2018 21:15	TOILET	CERAMIC	NORTH	INTACT	WHITE	WOMENS STAFF RESTRM	Negative	0.01
37	4/13/2018 21:17	CEILING	PLASTER		INTACT	WHITE	WOMENS STAFF RESTRM	Null	0
38	4/13/2018 21:17	CEILING	PLASTER		INTACT	WHITE	WOMENS STAFF RESTRM	Null	0
39	4/13/2018 21:18	CEILING	PLASTER		INTACT	WHITE	WOMENS STAFF RESTRM	Negative	0
40	4/13/2018 21:23	FLOOR	CERAMIC TILE		INTACT	LT GRAY	WOMENS RESTRM	Negative	0
41	4/13/2018 21:25	WALL	CERAMIC TILE	EAST	INTACT	WHITE	WOMENS RESTRM	Negative	0.04
42	4/13/2018 21:25	SINKS	CERAMIC	EAST	INTACT	WHITE	WOMENS RESTRM	Negative	0
43	4/13/2018 21:27	WALL	CERAMIC TILE	WEST	INTACT	WHITE	WOMENS RESTRM	Negative	0.01
44	4/13/2018 21:28	TOILETS	CERAMIC	WEST	INTACT	WHITE	WOMENS RESTRM	Negative	0.02
45	4/13/2018 21:30	WALL	CERAMIC TILE	NORTH	INTACT	BROWN	WOMENS RESTRM	Negative	0
46	4/13/2018 21:32	UPPER WALL	PLASTER	NORTH	INTACT	WHITE	WOMENS RESTRM	Negative	0.06
47	4/13/2018 21:32	CEILING	PLASTER		INTACT	WHITE	WOMENS RESTRM	Negative	0

Inpsector: George Paler
CDPH: I-1487

XRF Summary Table
Pacific High School
Building B
April 13-14-16, 2018

Action Level: 1 mg/cm2

Reading No.	Time	Component	Substrate	Side	Condition	Color	Room	Results	PbC
48	4/13/2018 21:35	DOOR	METAL	SOUTH	INTACT	PURPLE	WOMENS RESTRM	Negative	0
49	4/13/2018 21:35	DOOR FRAME	METAL	SOUTH	INTACT	TAN	WOMENS RESTRM	Negative	0
50	***4/13/2018 21:36***	***DOOR FRAME***	***WOOD***	***SOUTH***	***INTACT***	***BROWN***	***WOMENS RESTRM***	***Positive***	***1.9***
51	***4/13/2018 21:37***	***DOOR***	***WOOD***	***SOUTH***	***INTACT***	***BROWN***	***WOMENS RESTRM***	***Positive***	***1.8***
52	4/13/2018 21:41	WALL	PLASTER	EAST	FAIR	GREEN	JANITOR RM	Negative	0.09
53	4/13/2018 21:41	SHELF	WOOD	EAST	INTACT	GREEN	JANITOR RM	Negative	0.22
54	4/13/2018 21:42	PIPE	METAL	SOUTH	INTACT	GREEN	JANITOR RM	Negative	0.25
55	4/13/2018 21:43	WALL	PLASTER	SOUTH	INTACT	GREEN	JANITOR RM	Negative	0.06
56	***4/13/2018 21:43***	***SINK***	***CERAMIC***	***NORTH***	***INTACT***	***WHITE***	***JANITOR RM***	***Positive***	***5.3***
57	***4/13/2018 21:46***	***DOOR***	***WOOD***	***WEST***	***INTACT***	***BROWN***	***B-6 OFFICE***	***Positive***	***1.8***
58	4/13/2018 21:48	WALL	PLASTER	SOUTH	INTACT	BEIGE	B-6 OFFICE	Negative	0
59	4/13/2018 21:48	ELEC. PANEL	METAL	SOUTH	INTACT	BEIGE	B-6 OFFICE	Negative	0.01
60	4/13/2018 21:49	DOOR	METAL	NORTH	INTACT	PURPLE	B-6 OFFICE	Negative	0
61	4/13/2018 21:50	DOOR FRAME	METAL	NORTH	INTACT	BROWN	B-6 OFFICE	Negative	0
62	4/13/2018 21:50	WALL	PLASTER	NORTH	INTACT	BEIGE	B-6 OFFICE	Negative	0
63	4/13/2018 21:54	WINDOW SILL	METAL	NORTH	INTACT	BEIGE	B-6 OFFICE	Null	1
64	4/13/2018 21:57	WALL	PLASTER	EAST	INTACT	BEIGE	B-5 1-2	Null	0
65	4/13/2018 21:57	WALL	PLASTER	EAST	INTACT	BEIGE	B-5 1-2	Null	0
66	4/13/2018 22:01	WALL	PLASTER	EAST	INTACT	BEIGE	B-5 1-2	Null	0
67	4/13/2018 22:01	WALL	PLASTER	EAST	INTACT	BEIGE	B-5 1-2	Negative	0
68	***4/13/2018 22:03***	***DOOR***	***WOOD***	***SOUTH***	***FAIR***	***PURPLE***	***B-5 1-2***	***Positive***	***1***
69	4/13/2018 22:03	DOOR	WOOD	SOUTH	FAIR	PURPLE	B-5 1-2	Negative	0.4
70	***4/13/2018 22:04***	***DOOR FRAME***	***WOOD***	***SOUTH***	***INTACT***	***TAN***	***B-5 1-2***	***Positive***	***1.5***
71	4/13/2018 22:06	WALL	PEGBOARD	EAST	INTACT	BEIGE	B-5 1-2	Negative	0
72	4/13/2018 22:07	BULLETIN BOARD	WOOD	NORTH	INTACT	BEIGE	B-5 1-2	Negative	0.7
73	4/13/2018 22:09	BULLETIN BOARD FRAME	WOOD	NORTH	INTACT	BEIGE	B-5 1-2	Negative	0.25
74	4/13/2018 22:10	WALL	PLASTER	WEST	INTACT	BEIGE	B-5 1-2	Negative	0
75	4/13/2018 22:11	ELEC. PANEL	PLASTER	WEST	INTACT	BEIGE	B-5 1-2	Negative	0
76	4/13/2018 22:22	WINDOW SILL	METAL	NORTH	INTACT	DK BROWN	B-5	Negative	0
77	4/13/2018 22:27	WINDOW SILL	METAL	SOUTH	INTACT	DK BROWN	B-5	Null	0.9

Inpsector: George Paler
CDPH: I-1487

XRF Summary Table
Pacific High School
Building B
April 13-14-16, 2018

Action Level: 1 mg/cm2

Reading No.	Time	Component	Substrate	Side	Condition	Color	Room	Results	PbC
78	4/13/2018 22:29	WINDOW SILL	METAL	SOUTH	INTACT	DK BROWN	B-5	Positive	1.3
79	4/13/2018 22:31	WINDOW CASE	PLASTER	SOUTH	INTACT	DK BROWN	B-5	Negative	0
80	4/13/2018 22:32	DOOR FRAME	WOOD	SOUTH	INTACT	DK BROWN	B-5	Positive	1.4
81	4/13/2018 22:33	DOOR	WOOD	SOUTH	INTACT	BROWN	B-5	Positive	1.9
82	4/13/2018 22:35	DOOR	METAL	NORTH	INTACT	PURPLE	B-4	Negative	0
83	4/13/2018 22:35	DOOR FRAME	METAL	NORTH	INTACT	BROWN	B-4	Negative	0
84	4/13/2018 22:36	WALL	PLASTER	NORTH	INTACT	BEIGE	B-4	Negative	0.01
85	4/13/2018 22:40	WINDOW SILL	METAL	NORTH	INTACT	BEIGE	B-4	Null	1
86	4/13/2018 22:44	WINDOW FRAME	METAL	NORTH	INTACT	DK BROWN	B-5	Negative	0
87	4/13/2018 22:46	WALL	PLASTER	WEST	INTACT	BEIGE	B-4	Negative	0.02
88	4/13/2018 22:47	CABINET	WOOD	WEST	INTACT	BROWN	B-4	Negative	0.07
89	4/13/2018 22:48	DOOR	WOOD	WEST	INTACT	BROWN	B-4	Positive	1.5
90	4/13/2018 22:48	DOOR FRAME	METAL	WEST	FAIR	BROWN	B-4	Positive	2.8
91	4/13/2018 22:50	WALL	PLASTER	EAST	INTACT	BEIGE	B-3	Negative	0
92	4/13/2018 22:52	WALL	PLASTER	WEST	INTACT	BEIGE	B-3	Negative	0
93	4/13/2018 22:54	DOOR FRAME	WOOD	WEST	FAIR	BROWN	B-3	Positive	1.3
94	4/13/2018 22:55	DOOR	WOOD	WEST	FAIR	BROWN	B-3	Positive	1.8
95	4/13/2018 22:56	DOOR	WOOD	SOUTH	INTACT	BROWN	B-2	Positive	2.2
96	4/13/2018 22:58	DOOR FRAME	WOOD	SOUTH	INTACT	DK BROWN	B-2	Positive	1.3
97	4/13/2018 23:09	DOOR FRAME	WOOD	SOUTH	INTACT	TAN	B-1	Positive	1.6
98	4/13/2018 23:10	WALL	PLASTER	EAST	INTACT	WHITE	B-1 HALL	Negative	0
99	4/13/2018 23:11	DOOR	METAL	NORTH	INTACT	WHITE	B-1 HALL	Negative	0
100	4/13/2018 23:11	DOOR FRAME	METAL	NORTH	INTACT	TAN	B-1 HALL	Negative	0
101	4/13/2018 23:12	WINDOW FRAME	METAL	NORTH	INTACT	TAN	B-1 HALL	Negative	0
102	4/13/2018 23:14	WALL	PLASTER	WEST	INTACT	WHITE	B-1 SW ROOM	Negative	0.01
103	4/13/2018 23:16	DOOR	METAL	EAST	INTACT	TAN	B-1 NW ROOM	Negative	0
104	4/13/2018 23:16	DOOR FRAME	METAL	EAST	INTACT	TAN	B-1 NW ROOM	Negative	0
105	4/13/2018 23:18	WINDOW FRAME	METAL	NORTH	INTACT	DK BROWN	B-1 NW ROOM	Negative	-0.28
106	4/13/2018 23:19	WINDOW FRAME	METAL	NORTH	INTACT	DK BROWN	B-1 NW ROOM	Negative	0
107	4/13/2018 23:21	BENCH	WOOD	EAST	INTACT	VARNISH	B-1 HALL	Negative	0
108	4/13/2018 23:22	BENCH SUPPORTS	METAL	EAST	INTACT	BLUE	B-1 HALL	Negative	0
109	4/13/2018 23:29	WALL	PLASTER	WEST	INTACT	WHITE	B-8	Negative	0
110	4/13/2018 23:29	BULLETIN BOARD	WOOD	WEST	INTACT	WHITE	B-8	Negative	0
111	4/13/2018 23:30	DOOR	METAL	NORTH	INTACT	TAN	B-8	Negative	0.03

Inpsector: George Paler
CDPH: I-1487

XRF Summary Table
Pacific High School
Building B
April 13-14-16, 2018

Action Level: 1 mg/cm2

Reading No.	Time	Component	Substrate	Side	Condition	Color	Room	Results	PbC
112	4/13/2018 23:31	DOOR FRAME	METAL	NORTH	INTACT	TAN	B-8	Negative	0
113	4/13/2018 23:31	WALL	PLASTER	NORTH	INTACT	WHITE	B-8	Negative	0
114	***4/13/2018 23:33***	***WINDOW SILL***	***METAL***	***NORTH***	***INTACT***	***WHITE***	***B-8***	***Positive***	***1.2***
115	***4/13/2018 23:35***	***DOOR***	***WOOD***	***SOUTH***	***INTACT***	***TAN***	***B-9***	***Positive***	***1.5***
116	***4/13/2018 23:36***	***DOOR FRAME***	***WOOD***	***SOUTH***	***INTACT***	***TAN***	***B-9***	***Positive***	***1.4***
117	4/13/2018 23:37	WALL	PLASTER	SOUTH	INTACT	WHITE	B-9	Negative	0
118	4/13/2018 23:38	BULLETIN BOARD	WOOD	SOUTH	INTACT	WHITE	B-9	Negative	0
119	4/13/2018 23:38	WINDOW SILL	WOOD	SOUTH	INTACT	WHITE	B-9	Null	1
120	***4/13/2018 23:39***	***WINDOW SILL***	***METAL***	***SOUTH***	***INTACT***	***WHITE***	***B-9***	***Positive***	***1.5***
121	4/13/2018 23:41	WALL	PLASTER	EAST	INTACT	WHITE	B-10	Negative	0
122	4/13/2018 23:56	FLOOR	CERAMIC MOSAIC TILE		INTACT	BROWN	MENS STAFF RESTRM	Negative	0.01
123	***4/13/2018 23:57***	***BASEBOARD***	***CERAMIC TILE***	***NORTH***	***INTACT***	***BROWN***	***MENS STAFF RESTRM***	***Positive***	***7.9***
124	***4/13/2018 23:57***	***SINK***	***CERAMIC***	***NORTH***	***INTACT***	***WHITE***	***MENS STAFF RESTRM***	***Positive***	***38.3***
125	4/13/2018 23:58	TOILET	CERAMIC	NORTH	INTACT	WHITE	MENS STAFF RESTRM	Negative	0
126	4/13/2018 23:59	WALL	PLASTER	EAST	INTACT	WHITE	MENS STAFF RESTRM	Negative	0.1
127	4/14/2018 0:00	STALL	METAL	WEST	FAIR	WHITE	MENS STAFF RESTRM	Null	0.02
128	4/14/2018 0:01	STALL	METAL	WEST	FAIR	WHITE	MENS STAFF RESTRM	Negative	0.13
129	4/14/2018 0:02	CEILING	PLASTER		INTACT	WHITE	MENS STAFF RESTRM	Negative	0.08
130	***4/14/2018 0:03***	***DOOR***	***WOOD***	***SOUTH***	***INTACT***	***PURPLE***	***MENS STAFF RESTRM***	***Positive***	***1.4***
131	***4/14/2018 0:04***	***DOOR FRAME***	***WOOD***	***SOUTH***	***INTACT***	***TAN***	***MENS STAFF RESTRM***	***Positive***	***1.5***
132	4/14/2018 0:07	FLOOR	CERAMIC TILE		INTACT	LT GRAY	MENS RESTRM	Negative	0
133	4/14/2018 0:09	WALL	CERAMIC TILE	WEST	INTACT	LT BLUE	MENS RESTRM	Negative	0.3
134	4/14/2018 0:10	SINKS	CERAMIC	WEST	INTACT	WHITE	MENS RESTRM	Negative	0
135	4/14/2018 0:10	URINALS	CERAMIC	WEST	INTACT	WHITE	MENS RESTRM	Negative	0.01

Inpsector: George Paler
CDPH: I-1487

XRF Summary Table
Pacific High School
Building B
April 13-14-16, 2018

Action Level: 1 mg/cm2

Reading No.	Time	Component	Substrate	Side	Condition	Color	Room	Results	PbC
136	4/14/2018 0:11	WALL	CERAMIC TILE	WEST	INTACT	GREEN	MENS RESTRM	Negative	0.02
137	4/14/2018 0:13	TOILET	CERAMIC	EAST	INTACT	WHITE	MENS RESTRM	Negative	0.02
138	4/14/2018 0:16	UPPER WALL	PLASTER	EAST	INTACT	WHITE	MENS RESTRM	Null	0.04
139	4/14/2018 0:17	UPPER WALL	PLASTER	EAST	INTACT	WHITE	MENS RESTRM	Negative	0.02
140	4/14/2018 0:18	CEILING	PLASTER		INTACT	WHITE	MENS RESTRM	Negative	0.06
141	***4/14/2018 0:20***	***DOOR FRAME***	***WOOD***	***EAST***	***INTACT***	***BROWN***	***JANITOR R,***	***Positive***	***1.2***
142	4/14/2018 0:21	WALL	BRICK	EAST	INTACT	BROWN	JANITOR R,	Negative	0.17
143	***4/14/2018 0:21***	***SINK***	***CERAMIC***	***NORTH***	***INTACT***	***WHITE***	***JANITOR R,***	***Positive***	***41.2***
144	4/14/2018 0:24	WALL	STUCCO	SOUTH	INTACT	BEIGE	EXTERIOR	Negative	0
145	4/14/2018 0:25	WALL	BRICK	SOUTH	INTACT	BEIGE	EXTERIOR	Negative	0.3
146	4/14/2018 0:26	COLUMNS	METAL	SOUTH	FAIR	BEIGE	EXTERIOR	Negative	0.3
147	4/14/2018 0:29			CALIBRATE				Negative	0.9
148	***4/14/2018 0:30***			***CALIBRATE***				***Positive***	***1.2***
149	***4/14/2018 0:31***			***CALIBRATE***				***Positive***	***1.1***
150	4/16/2018 18:30								0.59
151	4/16/2018 18:42			CALIBRATE			EXTERIOR	Negative	0.9
152	4/16/2018 18:45			CALIBRATE			EXTERIOR	Null	1
153	***4/16/2018 18:47***			***CALIBRATE***			***EXTERIOR***	***Positive***	***1.1***
154	4/16/2018 18:48			CALIBRATE			EXTERIOR	Negative	0.9
155	4/16/2018 18:53	COLUMN	METAL	EAST	FAIR	TAN	EXTERIOR	Negative	0.22
156	***4/16/2018 18:55***	***DOWNSPOUT***	***METAL***	***EAST***	***FAIR***	***TAN***	***EXTERIOR***	***Positive***	***1.9***
157	4/16/2018 18:56	WALL	BRICK	EAST	INTACT	BROWN	EXTERIOR	Negative	0
158	4/16/2018 18:56	CONDUIT	METAL	EAST	INTACT	BROWN	EXTERIOR	Negative	0
159	4/16/2018 18:58	BREEZEWAY WALL	METAL	EAST	INTACT	BEIGE	EXTERIOR	Negative	0
160	4/16/2018 18:59	BREEZEWAY CEILING	METAL	EAST	INTACT	BEIGE	EXTERIOR	Negative	0.04
161	4/16/2018 19:00	BREEZEWAY WALL	METAL	EAST	INTACT	BEIGE	EXTERIOR	Negative	0
162	4/16/2018 19:02	DRINKING FOUNTAINS	CERAMIC	SOUTH	INTACT	WHITE	EXTERIOR	Negative	0
163	4/16/2018 19:03	WINDOW GRATES	METAL	SOUTH	INTACT	TAN	EXTERIOR	Negative	0
164	***4/16/2018 19:05***	***WINDOW CASE***	***WOOD***	***SOUTH***	***INTACT***	***TAN***	***EXTERIOR***	***Positive***	***2.6***
165	***4/16/2018 19:05***	***WINDOW CASE***	***WOOD***	***SOUTH***	***INTACT***	***TAN***	***EXTERIOR***	***Positive***	***1.9***
166	4/16/2018 19:08	FASCIA	METAL	SOUTH	INTACT	TAN	EXTERIOR	Negative	0.18
167	4/16/2018 19:09	FLASHING	WOOD	SOUTH	FAIR	TAN	EXTERIOR	Negative	0.04
168	***4/16/2018 19:13***	***ARCADE CEILING BEAM***	***METAL***	***SOUTH***	***INTACT***	***WHITE***	***EXTERIOR***	***Positive***	***2.8***
169	***4/16/2018 19:14***	***ARCADE CEILING EAVES***	***METAL***	***SOUTH***	***FAIR***	***WHITE***	***EXTERIOR***	***Positive***	***3.5***

Inpsector: George Paler
CDPH: I-1487

XRF Summary Table
Pacific High School
Building B
April 13-14-16, 2018

Action Level: 1 mg/cm2

Reading No.	Time	Component	Substrate	Side	Condition	Color	Room	Results	PbC
170	***4/16/2018 19:15***	***ARCADE RAFTERS***	***METAL***	***SOUTH***	***FAIR***	***WHITE***	***EXTERIOR***	***Positive***	***2.4***
171	***4/16/2018 19:21***	***BREEZEWAY CEILING***	***METAL***	***SOUTH CENTER***	***INTACT***	***WHITE***	***EXTERIOR***	***Positive***	***3.1***
172	4/16/2018 19:22	BREEZEWAY CEILING BEAM	METAL	SOUTH CENTER	INTACT	WHITE	EXTERIOR	Null	1.8
173	***4/16/2018 19:22***	***BREEZEWAY CEILING BEAM***	***METAL***	***SOUTH CENTER***	***INTACT***	***WHITE***	***EXTERIOR***	***Positive***	***2***
174	***4/16/2018 19:25***	***BREEZEWAY FASCIA***	***WOOD***	***SOUTH CENTER***	***INTACT***	***WHITE***	***EXTERIOR***	***Positive***	***2.3***
175	4/16/2018 19:26	BREEZEWAY WALL	WOOD	CENTER	INTACT	BEIGE	EXTERIOR	Negative	0
176	4/16/2018 19:27	BREEZEWAY WALL	WOOD	CENTER	INTACT	BEIGE	EXTERIOR	Negative	0
177	4/16/2018 19:28	BREEZEWAY CEILING	METAL	CENTER	INTACT	BEIGE	EXTERIOR	Negative	0.05
178	4/16/2018 19:29	COLUMN	METAL	SOUTH	FAIR	TAN	EXTERIOR	Negative	0.6
179	4/16/2018 19:30	DOWNSPOUT	METAL	SOUTH	FAIR	TAN	EXTERIOR	Negative	0.4
180	4/16/2018 19:33	FASCIA	WOOD	NORTH	INTACT	TAN	EXTERIOR	Null	2.6
181	4/16/2018 19:35	DOWNSPOUT	METAL	NORTH	INTACT	BROWN	EXTERIOR	Negative	0.4
182	4/16/2018 19:36	WINDOW GRATE	METAL	NORTH	INTACT	BEIGE	EXTERIOR	Negative	0
183	***4/16/2018 19:37***	***WINDOW CASE***	***WOOD***	***NORTH***	***FAIR***	***BEIGE***	***EXTERIOR***	***Positive***	***2.1***
184	4/16/2018 19:38	WALL	BRICK	NORTH	INTACT	BROWN	EXTERIOR	Negative	0
185	4/16/2018 19:40	WALL	STUCCO	NORTH	INTACT	BEIGE	EXTERIOR	Negative	0
186	4/16/2018 19:41	WINDOW CASE	METAL	NORTH	INTACT	DK BROWN	EXTERIOR	Negative	0
187	4/16/2018 19:56	DOOR	METAL	NORTH	FAIR	PURPLE	CUSTODIAN OFFICE	Negative	0
188	4/16/2018 19:57	DOOR FRAME	METAL	NORTH	FAIR	TAN	CUSTODIAN OFFICE	Negative	0
189	4/16/2018 19:58	WALL	PLASTER	NORTH	FAIR	WHITE	CUSTODIAN OFFICE	Negative	0
190	4/16/2018 19:59	SHELF	WOOD	NORTH	FAIR	TAN	CUSTODIAN OFFICE	Negative	0.07
191	4/16/2018 20:00	CEILING	PLASTER	NORTH	FAIR	WHITE	CUSTODIAN OFFICE	Null	0
192	4/16/2018 20:01	CEILING	PLASTER	NORTH	FAIR	WHITE	CUSTODIAN OFFICE	Negative	0
304	4/16/2018 23:50			CALIBRATE				Positive	1.7
305	4/16/2018 23:51			CALIBRATE				Positive	1.1
306	4/16/2018 23:52			CALIBRATE				Negative	0.9
307	4/16/2018 23:53			CALIBRATE				Positive	1.1

Inspector: Rodney Stansfield
CDPG: I-4364

XFR Summary Table
Pacific High School
Buildings C and D
April 27-30, May 1-2, 2018

Action Level: 1 mg/cm2

Reading No.	Time	Component	Substrate	Side	Condition	Color	Room	Misc 1	Results	PbC
2	4/27/2018 17:45			CALIBRATE			EXTERIOR	BLDG C	Positive	1.1
3	4/27/2018 17:45			CALIBRATE			EXTERIOR	BLDG C	Positive	1.1
4	4/27/2018 17:46			CALIBRATE			EXTERIOR	BLDG C	Positive	1.1
5	4/27/2018 17:49	WALL	BRICK	EAST	INTACT	BROWN	EXTERIOR	BLDG C	Negative	0.02
6	4/27/2018 17:51	DRINKING FOUNTAIN	CERAMIC	EAST	INTACT	WHITE	EXTERIOR	BLDG C	Negative	0
7	4/27/2018 17:53	WALL	STUCCO	EAST	INTACT	BEIGE	EXTERIOR	BLDG C	Negative	0
8	4/27/2018 17:55	DOOR	METAL	EAST	INTACT	PURPLE	EXTERIOR	BLDG C	Negative	0
9	4/27/2018 17:56	DOOR FRAME	METAL	EAST	INTACT	TAN	EXTERIOR	BLDG C	Negative	0
10	4/27/2018 17:58	COLUMN	METAL	EAST	INTACT	PURPLE	EXTERIOR	BLDG C	Negative	0.29
11	**4/27/2018 17:59**	**COLUMN**	**METAL**	**EAST**	**INTACT**	**PURPLE**	**EXTERIOR**	**BLDG C**	**Positive**	**5.8**
12	4/27/2018 18:00	DOWN SPOUT	METAL	EAST	INTACT	PURPLE	EXTERIOR	BLDG C	Negative	0
13	**4/27/2018 18:05**	**DOOR FRAME**	**WOOD**	**SOUTH**	**INTACT**	**TAN**	**EXTERIOR**	**BLDG C**	**Positive**	**1.9**
14	**4/27/2018 18:07**	**EAVES**	**METAL**	**SOUTH**	**INTACT**	**WHITE**	**EXTERIOR**	**BLDG C**	**Positive**	**2.7**
15	4/27/2018 18:09	CONDUIT	METAL	SOUTH	INTACT	WHITE	EXTERIOR	BLDG C	Negative	0
16	**4/27/2018 18:11**	**CEILING BEAM**	**METAL**	**SOUTH**	**INTACT**	**WHITE**	**EXTERIOR**	**BLDG C**	**Positive**	**2.9**
17	4/27/2018 18:13	RAIN GUTTER	METAL	SOUTH	INTACT	TAN	EXTERIOR	BLDG C	Negative	0
18	4/27/2018 18:15	FASCIA	METAL	SOUTH	INTACT	TAN	EXTERIOR	BLDG C	Negative	0.13
19	**4/27/2018 18:16**	**TRIM**	**WOOD**	**SOUTH**	**INTACT**	**BROWN**	**EXTERIOR**	**BLDG C**	**Positive**	**3.3**
20	4/27/2018 18:17	TRIM	CONCRETE	SOUTH	INTACT	BROWN	EXTERIOR	BLDG C	Negative	0.01
21	4/27/2018 18:19	BREEZEWAY WALL	METAL	WEST	INTACT	BEIGE	EXTERIOR	BLDG C	Negative	0
22	4/27/2018 18:20	BREEZEWAY BASEBOARD	CONCRETE	WEST	FAIR	BEIGE	EXTERIOR	BLDG C	Negative	0.07
23	4/27/2018 18:22	BREEZEWAY CEILING	METAL		FAIR	BEIGE	EXTERIOR	BLDG C	Negative	0.12
24	4/27/2018 18:25	WALL	STUCCO	south	INTACT	BEIGE	EXTERIOR	BLDG C	Negative	0.02
25	4/27/2018 18:27	DOOR	METAL	south	INTACT	PURPLE	EXTERIOR	BLDG C	Negative	0
26	**4/27/2018 18:29**	**DOOR FRAME**	**WOOD**	**south**	**INTACT**	**TAN**	**EXTERIOR**	**BLDG C**	**Positive**	**1.9**
27	4/27/2018 18:31	WALL PANEL	METAL	south	INTACT	BEIGE	EXTERIOR	BLDG C	Negative	0.26
28	4/27/2018 18:32	WINDOW GRATE	METAL	south	INTACT	TAN	EXTERIOR	BLDG C	Negative	0
29	**4/27/2018 18:34**	**WINDOW CASE**	**WOOD**	**south**	**INTACT**	**TAN**	**EXTERIOR**	**BLDG C**	**Positive**	**3.4**
30	**4/27/2018 18:35**	**WINDOW SILL**	**WOOD**	**south**	**INTACT**	**TAN**	**EXTERIOR**	**BLDG C**	**Positive**	**2.4**
31	**4/27/2018 18:36**	**COLUMN**	**METAL**	**south**	**INTACT**	**TAN**	**EXTERIOR**	**BLDG C**	**Positive**	**6.3**
32	**4/27/2018 18:39**	**FASCIA**	**METAL**	**south**	**INTACT**	**TAN**	**EXTERIOR**	**BLDG C**	**Positive**	**1.9**
33	**4/27/2018 18:41**	**FLASHING**	**METAL**	**south**	**INTACT**	**TAN**	**EXTERIOR**	**BLDG C**	**Positive**	**2.3**
34	**4/27/2018 18:43**	**EAVES**	**WOOD**	**south**	**INTACT**	**WHITE**	**EXTERIOR**	**BLDG C**	**Positive**	**5.2**
35	**4/27/2018 18:45**	**RAFTER**	**WOOD**	**south**	**INTACT**	**WHITE**	**EXTERIOR**	**BLDG C**	**Positive**	**3.8**
36	**4/27/2018 18:46**	**BEAM**	**WOOD**	**south**	**INTACT**	**WHITE**	**EXTERIOR**	**BLDG C**	**Positive**	**5.4**

Inspector: Rodney Stansfield
CDPG: I-4364

Action Level: 1 mg/cm2

XFR Summary Table
Pacific High School
Buildings C and D
April 27-30, May 1-2, 2018

Reading No.	Time	Component	Substrate	Side	Condition	Color	Room	Misc 1	Results	PbC
37	4/27/2018 18:48	DOOR	WOOD	south	INTACT	PURPLE	EXTERIOR	BLDG C	Positive	2.3
38	4/27/2018 18:51	VERTICAL EAVES	WOOD	south	INTACT	WHITE	EXTERIOR	BLDG C	Positive	2.1
39	4/27/2018 18:54	BREEZEWAY DOOR	METAL	EAST	INTACT	WHITE	EXTERIOR	BLDG C	Negative	0
40	4/27/2018 18:55	BREEZEWAY WALL	WOOD	EAST	INTACT	WHITE	EXTERIOR	BLDG C	Negative	0
41	4/27/2018 19:00	RESTROOM DOOR	WOOD	SOUTH	INTACT	PURPLE	EXTERIOR	BLDG C	Negative	0.5
42	4/27/2018 19:01	RSTRM DOOR FRAME	WOOD	SOUTH	INTACT	PURPLE	EXTERIOR	BLDG C	Negative	0
43	4/27/2018 19:04	WALL	STUCCO	SOUTH	INTACT	BEIGE	EXTERIOR	BLDG C	Negative	0.05
44	4/27/2018 19:05	CONDUIT	METAL	SOUTH	INTACT	BEIGE	EXTERIOR	BLDG C	Negative	0.25
45	4/27/2018 19:07	WALL PANEL	METAL	SOUTH	INTACT	BEIGE	EXTERIOR	BLDG C	Negative	0.28
46	4/27/2018 19:08	WINDOW CASE	WOOD	SOUTH	INTACT	TAN	EXTERIOR	BLDG C	Positive	2.6
47	4/27/2018 19:08	WINDOW SILL	WOOD	SOUTH	INTACT	TAN	EXTERIOR	BLDG C	Positive	3.4
48	4/27/2018 19:09	CLASSROOM DOOR	WOOD	SOUTH	INTACT	PURPLE	EXTERIOR	BLDG C	Positive	2.9
49	4/27/2018 19:10	CLASSROOM DOOR FRAME	WOOD	SOUTH	INTACT	TAN	EXTERIOR	BLDG C	Positive	2.6
50	4/27/2018 19:10	COLUMN	METAL	SOUTH	INTACT	TAN	EXTERIOR	BLDG C	Positive	2.9
51	4/27/2018 19:12	FASCIA	METAL	SOUTH	INTACT	TAN	EXTERIOR	BLDG C	Negative	0.4
52	4/27/2018 19:12	FASCIA	METAL	SOUTH	INTACT	TAN	EXTERIOR	BLDG C	Negative	0.25
53	4/27/2018 19:14	FLASHING	METAL	SOUTH	INTACT	TAN	EXTERIOR	BLDG C	Negative	0.2
54	4/27/2018 19:15	EAVES	WOOD	SOUTH	FAIR	WHITE	EXTERIOR	BLDG C	Positive	6.8
55	4/27/2018 19:17	RAFTERS	WOOD	SOUTH	INTACT	WHITE	EXTERIOR	BLDG C	Positive	3
56	4/27/2018 19:18	CEILING BEAM	WOOD	SOUTH	INTACT	WHITE	EXTERIOR	BLDG C	Positive	4.8
57	4/27/2018 19:20	WALL	BRICK	WEST	INTACT	BROWN	EXTERIOR	BLDG C	Negative	0
58	4/27/2018 19:23	WINDOW CASE	METAL	NORTH	INTACT	DK BROWN	EXTERIOR	BLDG C	Negative	0
59	4/27/2018 19:24	DOOR	METAL	NORTH	INTACT	PURPLE	EXTERIOR	BLDG C	Negative	0
60	4/27/2018 19:25	DOOR FRAME	METAL	NORTH	INTACT	TAN	EXTERIOR	BLDG C	Negative	0
61	4/27/2018 19:26	WINDOW CASE	WOOD	NORTH	INTACT	BEIGE	EXTERIOR	BLDG C	Positive	4.3
62	4/27/2018 19:26	SILL	WOOD	NORTH	INTACT	BEIGE	EXTERIOR	BLDG C	Positive	1.8
63	4/27/2018 19:28	WALL	STUCCO	NORTH	INTACT	BEIGE	EXTERIOR	BLDG C	Negative	0.01
64	4/27/2018 19:31	FASCIA	WOOD	NORTH	FAIR	TAN	EXTERIOR	BLDG C	Positive	4
65	4/27/2018 19:31	EAVES	WOOD	NORTH	INTACT	TAN	EXTERIOR	BLDG C	Positive	6.5
66	4/27/2018 19:32	RAFTERS	WOOD	NORTH	INTACT	TAN	EXTERIOR	BLDG C	Positive	3.3
67	4/27/2018 19:35	DOWNSPOUT	METAL	NORTH	INTACT	BROWN	EXTERIOR	BLDG C	Positive	1.6
68	4/27/2018 19:41	WALL	WOOD	EAST	INTACT	BEIGE	C-10	BLDG C	Positive	1.2
69	4/27/2018 19:42	DOOR FRAME	WOOD	EAST	INTACT	BEIGE	C-10	BLDG C	Negative	0.01
70	4/27/2018 19:43	WALL	WOOD	NORTH	INTACT	BLACK	C-10	BLDG C	Negative	0.02

Inspector: Rodney Stansfield
CDPG: I-4364

XFR Summary Table
Pacific High School
Buildings C and D
April 27-30, May 1-2, 2018

Action Level: 1 mg/cm2

Reading No.	Time	Component	Substrate	Side	Condition	Color	Room	Misc 1	Results	PbC
71	4/27/2018 19:43	CABINET	WOOD	NORTH	INTACT	BLACK	C-10	BLDG C	Negative	0.04
72	4/27/2018 19:46	WALL	WOOD	NORTH	INTACT	BEIGE	C-10	BLDG C	Negative	0.02
73	4/27/2018 19:48	CEILING	METAL		INTACT	BEIGE	C-10	BLDG C	Negative	0.04
74	4/27/2018 19:49	DUCT	METAL		INTACT	BEIGE	C-10	BLDG C	Negative	0
75	4/27/2018 19:59	BULLETIN BOARD	WOOD	WEST	INTACT	WHITE	C-07	BLDG C	Negative	0
76	4/27/2018 20:00	WALL	PLASTER	WEST	INTACT	WHITE	C-07	BLDG C	Negative	0
77	4/27/2018 20:01	DOOR	WOOD	WEST	INTACT	TAN	C-07	BLDG C	Negative	0.02
78	4/27/2018 20:01	DOOR FRAME	WOOD	WEST	INTACT	TAN	C-07	BLDG C	Negative	0.02
79	***4/27/2018 20:03***	***WINDOW SILL***	***METAL***	***NORTH***	***INTACT***	***WHITE***	***C-07***	***BLDG C***	***Positive***	***1.1***
80	4/27/2018 20:04	WINDOW CASE	WOOD	NORTH	INTACT	WHITE	C-07	BLDG C	Negative	0.01
81	4/27/2018 20:04	WALL	PLASTER	NORTH	INTACT	WHITE	C-07	BLDG C	Negative	0
82	4/27/2018 20:10	DOOR	WOOD	EAST	INTACT	GREEN	LIBRARY EAST	BLDG C	Negative	0.01
83	4/27/2018 20:11	DOOR FRAME	METAL	EAST	INTACT	GREEN	LIBRARY EAST	BLDG C	Negative	0
84	4/27/2018 20:11	WALL	PLASTER	EAST	INTACT	WHITE	LIBRARY EAST	BLDG C	Negative	0
85	***4/27/2018 20:13***	***SLIDING DOOR FRAME***	***WOOD***	***EAST***	***INTACT***	***GREEN***	***LIBRARY EAST***	***BLDG C***	***Positive***	***2.8***
86	4/27/2018 20:16	SLIDING DOOR	WOOD	EAST	INTACT	GREEN	LIBRARY EAST	BLDG C	Negative	0.9
87	4/27/2018 20:43	SLIDING DOOR FRAME	WOOD	WEST	INTACT	GREEN	LIBRARY EAST	BLDG C	Null	1.7
88	***4/27/2018 20:44***	***SLIDING DOOR***	***WOOD***	***WEST***	***INTACT***	***GREEN***	***LIBRARY EAST***	***BLDG C***	***Positive***	***1.3***
89	4/27/2018 20:46	BOOK SHELF	WOOD	EAST	INTACT	GREEN	LIBRARY	BLDG C	Negative	0.07
90	4/27/2018 20:47	WALL	WOOD	EAST	INTACT	WHITE	LIBRARY	BLDG C	Negative	0.02
91	4/27/2018 20:49	WINDOW CASE	WOOD	SOUTH	INTACT	WHITE	LIBRARY	BLDG C	Negative	0.06
92	4/27/2018 20:51	WALL	WOOD	WEST	INTACT	WHITE	LIBRARY	BLDG C	Negative	0.09
93	***4/27/2018 20:52***	***WINDOW CASE***	***WOOD***	***WEST***	***INTACT***	***GREEN***	***LIBRARY***	***BLDG C***	***Positive***	***1.4***
94	***4/27/2018 20:53***	***DOOR***	***WOOD***	***WEST***	***INTACT***	***GREEN***	***LIBRARY***	***BLDG C***	***Positive***	***1.7***
95	***4/27/2018 20:54***	***DOOR FRAME***	***WOOD***	***WEST***	***INTACT***	***GREEN***	***LIBRARY***	***BLDG C***	***Positive***	***1.5***
96	4/27/2018 20:55	TRIM	WOOD	WEST	INTACT	GREEN	LIBRARY	BLDG C	Negative	0.11
97	4/27/2018 21:07	CEILING	DRYWALL		INTACT	WHITE	BOYS RSTRM	BLDG C	Negative	0
98	4/27/2018 21:10	WALL	CERAMIC	WEST	INTACT	GREY	BOYS RSTRM	BLDG C	Negative	0.01
99	4/27/2018 21:13	WALL	PLASTER	WEST	INTACT	WHITE	BOYS RSTRM	BLDG C	Negative	0
100	4/27/2018 21:15	SINK	CERAMIC	WEST	INTACT	WHITE	BOYS RSTRM	BLDG C	Negative	0
101	4/27/2018 21:17	URINAL	CERAMIC	NORTH	INTACT	WHITE	BOYS RSTRM	BLDG C	Negative	0.01
102	4/27/2018 21:18	TOILET	CERAMIC	EAST	INTACT	WHITE	BOYS RSTRM	BLDG C	Negative	0.01
103	4/27/2018 21:20	FLOOR	CERAMIC		INTACT	GREY	BOYS RSTRM	BLDG C	Negative	0

Inspector: Rodney Stansfield
CDPG: I-4364

XFR Summary Table
Pacific High School
Buildings C and D
April 27-30, May 1-2, 2018

Action Level: 1 mg/cm2

Reading No.	Time	Component	Substrate	Side	Condition	Color	Room	Misc 1	Results	PbC
104	4/27/2018 21:52	WALL	PLASTER	WEST	INTACT	WHITE	JANITOR CLOSET	BLDG C	Negative	0.08
105	4/27/2018 21:53	WALL	BRICK	EAST	INTACT	WHITE	JANITOR CLOSET	BLDG C	Negative	0.28
106	4/27/2018 21:54	SHELF	WOOD	NORTH	INTACT	WHITE	JANITOR CLOSET	BLDG C	Negative	0.14
107	***4/27/2018 21:55***	***SINK***	***CEAMIC***	***NORTH***	***INTACT***	***WHITE***	***JANITOR CLOSET***	***BLDG C***	***Positive***	***7.5***
108	***4/27/2018 21:58***	***SINK***	***CEAMIC***	***NORTH***	***INTACT***	***WHITE***	***FACULTY MENS ROOM***	***BLDG C***	***Positive***	***6.4***
109	4/27/2018 21:59	WALL	PLASTER	NORTH	INTACT	WHITE	FACULTY MENS ROOM	BLDG C	Negative	0.01
110	4/27/2018 22:00	TOILET	PLASTER	NORTH	INTACT	WHITE	FACULTY MENS ROOM	BLDG C	Negative	0
111	4/27/2018 22:05	WALL	PLASTER	WEST	INTACT	WHITE	C-4	BLDG C	Negative	0
112	***4/27/2018 22:06***	***DOOR***	***WOOD***	***WEST***	***INTACT***	***TAN***	***C-4***	***BLDG C***	***Positive***	***1.3***
113	***4/27/2018 22:07***	***DOOR FRAME***	***WOOD***	***WEST***	***INTACT***	***TAN***	***C-4***	***BLDG C***	***Positive***	***1.5***
114	4/27/2018 22:11	WINDOW SILL	METAL	SOUTH	INTACT	WHITE	C-4	BLDG C	Negative	0.8
115	4/27/2018 22:12	SINK	CERAMIC	SOUTH	INTACT	BLACK	C-4	BLDG C	Negative	0
116	4/27/2018 22:16	CABINET	WOOD	NORTH	INTACT	BROWN	C-4 ANNEX	BLDG C	Negative	0.02
117	4/27/2018 22:17	WALL	PLASTER	NORTH	INTACT	TAN	C-4 ANNEX	BLDG C	Negative	0.01
118	***4/27/2018 22:18***	***SINK***	***CERAMIC***	***NORTH***	***INTACT***	***WHITE***	***C-4 ANNEX***	***BLDG C***	***Positive***	***7.3***
119	4/27/2018 22:22	WALL	PLASTER	NORTH	INTACT	WHITE	C-3	BLDG C	Negative	0
120	4/27/2018 22:23	WINDOW SILL	PLASTER	NORTH	INTACT	WHITE	C-3	BLDG C	Negative	0
121	4/27/2018 22:24	WINDOW SILL	PLASTER	NORTH	INTACT	WHITE	C-3	BLDG C	Negative	0
122	4/27/2018 22:25	WINDOW CASE	PLASTER	NORTH	INTACT	WHITE	C-3	BLDG C	Negative	0
123	4/27/2018 22:27	CABINET	WOOD	SOUTH	INTACT	BROWN	C-3	BLDG C	Negative	0.09
124	4/27/2018 22:30	CEILING	DRYWALL	SOUTH	INTACT	WHITE	C-3	BLDG C	Negative	0
125	4/27/2018 22:33	WALL	PLASTER	NORTH	INTACT	WHITE	C-3	BLDG C	Negative	0.12
126	***4/27/2018 22:35***	***DOOR***	***WOOD***	***WEST***	***INTACT***	***BROWN***	***C-3***	***BLDG C***	***Positive***	***1.3***
127	4/27/2018 22:36	DOOR FRAME	WOOD	WEST	INTACT	BROWN	C-3	BLDG C	Null	0.9
128	***4/27/2018 22:37***	***DOOR FRAME***	***WOOD***	***WEST***	***INTACT***	***BROWN***	***C-3***	***BLDG C***	***Positive***	***1.3***
129	***4/27/2018 22:38***	***DOOR FRAME***	***WOOD***	***WEST***	***INTACT***	***TAN***	***C-3***	***BLDG C***	***Positive***	***1.3***
130	4/27/2018 22:42	WALL	PLASTER	EAST	INTACT	WHITE	C-2	BLDG C	Negative	0
131	4/27/2018 22:46	WINDOW SILL	PLASTER	SOUTH	INTACT	WHITE	C-2	BLDG C	Negative	0.8

Inspector: Rodney Stansfield
CDPG: I-4364

XFR Summary Table
Pacific High School
Buildings C and D
April 27-30, May 1-2, 2018

Action Level: 1 mg/cm2

Reading No.	Time	Component	Substrate	Side	Condition	Color	Room	Misc 1	Results	PbC
132	4/27/2018 22:47	TACKBOARD FRAME	METAL	SOUTH	INTACT	WHITE	C-2	BLDG C	Negative	0
133	4/27/2018 22:51	STORAGE RM DOOR	WOOD	SOUTH	INTACT	TAN	C-2	BLDG C	Positive	1.3
134	4/27/2018 22:51	STORAGE RM DR FRAME	WOOD	SOUTH	INTACT	TAN	C-2	BLDG C	Positive	1.5
135	4/27/2018 22:53	WINDOW SILL	METAL	NORTH	INTACT	WHITE	C-2	BLDG C	Negative	0.7
136	4/27/2018 22:56	FUME HOOD	METAL	EAST	INTACT	WHITE	C-2 CHEM STORAGE	BLDG C	Negative	0.11
137	4/27/2018 22:58	SINK	CERAMIC	SOUTH	INTACT	WHITE	C-2 CHEM STORAGE	BLDG C	Positive	39.3
138	4/27/2018 23:00	CABINET	METAL	SOUTH	INTACT	WHITE	C-2	BLDG C	Negative	0.03
139	4/27/2018 23:02	WALL	PLASTER	SOUTH	INTACT	WHITE	C-1,C-2 PREP	BLDG C	Negative	0.05
140	4/27/2018 23:05	WALL	PLASTER	WEST	INTACT	WHITE	C-1	BLDG C	Negative	0
141	4/27/2018 23:06	CABINET	WOOD	WEST	INTACT	TAN	C-1	BLDG C	Negative	0.01
142	4/27/2018 23:08	CABINET	WOOD	SOUTH	INTACT	TAN	C-1	BLDG C	Negative	0.03
143	4/27/2018 23:18	WALL	PLASTER	WEST	INTACT	WHITE	D-1	BLDG D	Negative	0
144	4/27/2018 23:20	SINK	CERAMIC	WEST	INTACT	BLACK	D-1	BLDG D	Negative	0
145	4/27/2018 23:22	WINDOW SILL	WOOD	NORTH	INTACT	WHITE	D-1	BLDG D	Negative	0
146	4/27/2018 23:23	WALL	BRICK	NORTH	INTACT	WHITE	D-1	BLDG D	Negative	0.01
147	4/27/2018 23:24	CABINET	WOOD	SOUTH	INTACT	TAN	D-1	BLDG D	Negative	0.23
148	4/27/2018 23:26	DOOR FRAME	WOOD	SOUTH	INTACT	TAN	D-1	BLDG D	Negative	0.22
149	4/27/2018 23:27	DOOR FRAME	WOOD	SOUTH	INTACT	TAN	D-1	BLDG D	Negative	0.3
150	4/27/2018 23:31	WALL	PLASTER	EAST	INTACT	WHITE	D-2	BLDG D	Negative	0
151	4/27/2018 23:32	CABINET	WOOD	EAST	INTACT	GREEN	D-2	BLDG D	Negative	0.11
152	4/27/2018 23:34	WINDOW SILL	WOOD	SOUTH	INTACT	WHITE	D-2	BLDG D	Negative	0.29
153	4/27/2018 23:36	DOOR	WOOD	EAST	INTACT	BROWN	D-2	BLDG D	Negative	0.18
154	4/27/2018 23:36	DOOR FRAME	WOOD	EAST	INTACT	BROWN	D-2	BLDG D	Negative	0
155	4/27/2018 23:38	FUME HOOD	WOOD	SOUTH	INTACT	BROWN	D-2 STORAGE	BLDG D	Negative	0.05
156	4/27/2018 23:39	SINK	CERAMIC	SOUTH	INTACT	WHITE	D-2 STORAGE	BLDG D	Positive	7.1
157	4/27/2018 23:43	WALL	PLASTER	NORTH	INTACT	WHITE	D-3	BLDG D	Negative	0.13
158	4/27/2018 23:44	WINDOW SILL	METAL	NORTH	INTACT	WHITE	D-3	BLDG D	Positive	1.3
159	4/27/2018 23:46	FUME HOOD	WOOD	EAST	INTACT	TAN	D-3	BLDG D	Negative	0.12
160	4/27/2018 23:47	BLKBRD FRAME	WOOD	EAST	INTACT	TAN	D-3	BLDG D	Negative	0.09
161	4/27/2018 23:48	DOOR FRAME	WOOD	EAST	INTACT	TAN	D-3	BLDG D	Positive	2.1
162	4/27/2018 23:49	DOOR	WOOD	EAST	INTACT	TAN	D-3	BLDG D	Positive	1.2
163	4/27/2018 23:59	CALIBRATION							Positive	1.1

Inspector: Rodney Stansfield
CDPG: I-4364

Action Level: 1 mg/cm2

XFR Summary Table
Pacific High School
Buildings C and D
April 27-30, May 1-2, 2018

Reading No.	Time	Component	Substrate	Side	Condition	Color	Room	Misc 1	Results	PbC
164	4/27/2018 23:59	CALIBRATION							Positive	1.1
165	4/28/2018 0:00	CALIBRATION							Positive	1.1
167	4/30/2018 18:10			CALIBRATE					Positive	1.1
168	4/30/2018 18:11			CALIBRATE					Positive	1.1
169	4/30/2018 18:12			CALIBRATE					Positive	1.1
170	4/30/2018 18:15	FLASHING	METAL	CALIBRATE	CRACKED	TAN	EXTERIOR	BLDG D	Positive	1.9
171	4/30/2018 18:17	WALL	BRICK	EAST	INTACT	BROWN	EXTERIOR	BLDG D	Negative	0.01
172	4/30/2018 18:19	FLASHING	METAL	EAST	INTACT	BROWN	EXTERIOR	BLDG D	Negative	0.11
173	4/30/2018 18:21	WALL	WOOD	EAST	INTACT	BEIGE	EXTERIOR	BLDG D	Positive	3.3
174	4/30/2018 18:23	ARCADE	WOOD	SOUTH	INTACT	BEIGE	EXTERIOR	BLDG D	Positive	2.9
175	4/30/2018 18:24	ARCADE RAFTER	WOOD	SOUTH	INTACT	BEIGE	EXTERIOR	BLDG D	Positive	2.6
176	4/30/2018 18:25	ARCADE BEAM	WOOD	SOUTH	INTACT	BEIGE	EXTERIOR	BLDG D	Positive	3
177	4/30/2018 18:27	ARCADE FLASHING	METAL	SOUTH	INTACT	BEIGE	EXTERIOR	BLDG D	Positive	1.4
178	4/30/2018 18:31	PIPE	METAL	SOUTH	INTACT	BROWN	EXTERIOR	BLDG D	Positive	3.6
179	4/30/2018 18:39	TRANSOM,SCREEN	METAL	SOUTH	INTACT	TAN	EXTERIOR	BLDG D	Negative	0
180	4/30/2018 18:40	DOOR	METAL	SOUTH	INTACT	PURPLE	EXTERIOR	BLDG D	Negative	0
181	4/30/2018 18:40	DOOR FRAME	WOOD	SOUTH	INTACT	BEIGE	EXTERIOR	BLDG D	Positive	2.4
182	4/30/2018 18:42	RAIN GUTTER	METAL	SOUTH	INTACT	BEIGE	EXTERIOR	BLDG D	Negative	0
183	4/30/2018 18:44	ARCADE	METAL	SOUTH	INTACT	WHITE	EXTERIOR	BLDG D	Null	0.9
184	4/30/2018 18:46	ARCADE BEAM	METAL	SOUTH	INTACT	WHITE	EXTERIOR	BLDG D	Positive	2.4
185	4/30/2018 18:48	ARCADE POST	METAL	SOUTH	INTACT	TAN	EXTERIOR	BLDG D	Negative	0.6
186	4/30/2018 18:48	RAIN SPOUT	METAL	SOUTH	INTACT	TAN	EXTERIOR	BLDG D	Positive	5.3
187	4/30/2018 18:50	DRINKING FOUNTAIN	CERAMIC	SOUTH	INTACT	WHITE	EXTERIOR	BLDG D	Negative	0.04
188	4/30/2018 18:53	BREEZEWAY WALL	PLASTER	EAST	INTACT	BEIGE	EXTERIOR	BLDG D	Negative	0
189	4/30/2018 18:54	BREEZEWAY CEILING	METAL		INTACT	BEIGE	EXTERIOR	BLDG D	Negative	0.06
190	4/30/2018 18:56	WALL	STUCCO	SOUTH	INTACT	BEIGE	EXTERIOR	BLDG D	Negative	0
191	4/30/2018 18:58	DOOR	METAL	SOUTH	INTACT	PURPLE	EXTERIOR	BLDG D	Negative	0
192	4/30/2018 18:59	DOOR FRAME	METAL	SOUTH	INTACT	TAN	EXTERIOR	BLDG D	Negative	0
193	4/30/2018 19:00	ARCADE POST	METAL	SOUTH	INTACT	TAN	EXTERIOR	BLDG D	Negative	0.23
194	4/30/2018 19:03	DOOR	METAL	SOUTH	INTACT	PURPLE	EXTERIOR	BLDG D	Positive	1.8
195	4/30/2018 19:06	TRANSOM FRAME	WOOD	SOUTH	INTACT	TAN	EXTERIOR	BLDG D	Positive	1.5
196	4/30/2018 19:07	WINDOW CASE	WOOD	SOUTH	INTACT	TAN	EXTERIOR	BLDG D	Positive	2
197	4/30/2018 19:08	CONDUIT	METAL	SOUTH	INTACT	WHITE	EXTERIOR	BLDG D	Negative	0
198	4/30/2018 19:12	BREEZEWAY WALL	WOOD	WEST	INTACT	BEIGE	EXTERIOR	BLDG D	Negative	0.1
199	4/30/2018 19:14	WALL	BRICK	WEST	INTACT	BROWN	EXTERIOR	BLDG D	Negative	0.01
200	4/30/2018 19:16	GIRLS RR DOOR	WOOD	SOUTH	INTACT	PURPLE	EXTERIOR	BLDG D	Positive	2.4

Inspector: Rodney Stansfield
CDPG: I-4364

XFR Summary Table
Pacific High School
Buildings C and D
April 27-30, May 1-2, 2018

Action Level: 1 mg/cm2

Reading No.	Time	Component	Substrate	Side	Condition	Color	Room	Misc 1	Results	PbC
201	4/30/2018 19:17	GIRLS RR DR FRAME	WOOD	SOUTH	INTACT	TAN	EXTERIOR	BLDG D	Negative	0
202	4/30/2018 19:20	DRINKING FNTN	CERAMIC	SOUTH	INTACT	WHITE	EXTERIOR	BLDG D	Negative	0
203	4/30/2018 19:24	WEST FLASHING	METAL	SOUTH	INTACT	TAN	EXTERIOR	BLDG D	Negative	0.22
204	4/30/2018 19:26	WEST FLASHING	METAL	SOUTH	INTACT	TAN	EXTERIOR	BLDG D	Negative	0.09
205	4/30/2018 19:28	ARCADE	WOOD	SOUTH	INTACT	WHITE	EXTERIOR	BLDG D	Positive	2.7
206	4/30/2018 19:28	ARCADE RAFTER	WOOD	SOUTH	INTACT	WHITE	EXTERIOR	BLDG D	Positive	2.1
207	4/30/2018 19:29	ARCADE BEAM	WOOD	SOUTH	INTACT	WHITE	EXTERIOR	BLDG D	Positive	3.3
208	4/30/2018 19:30	ARCADE POST	METAL	SOUTH	INTACT	TAN	EXTERIOR	BLDG D	Positive	8.9
209	4/30/2018 19:32	WINDOW	WOOD	SOUTH	INTACT	TAN	EXTERIOR	BLDG D	Positive	1.7
210	4/30/2018 19:34	WINDOW SCREEN	METAL	SOUTH	INTACT	TAN	EXTERIOR	BLDG D	Negative	0
211	4/30/2018 19:36	PIPE COVER	METAL	SOUTH	INTACT	BEIGE	EXTERIOR	BLDG D	Negative	0.4
212	4/30/2018 19:38	WALL	BRICK	WEST	INTACT	BROWN	EXTERIOR	BLDG D	Negative	0.01
213	4/30/2018 19:39	PIPE	METAL	WEST	INTACT	BROWN	EXTERIOR	BLDG D	Negative	0.02
214	4/30/2018 19:41	WALL	STUCCO	NORTH	INTACT	BEIGE	EXTERIOR	BLDG D	Negative	0.02
215	4/30/2018 19:45	FLASHING	METAL	NORTH	INTACT	TAN	EXTERIOR	BLDG D	Negative	0.07
216	4/30/2018 19:46	FLASHING	WOOD	NORTH	INTACT	TAN	EXTERIOR	BLDG D	Positive	1.5
217	4/30/2018 19:48	PORTICO	WOOD	NORTH	INTACT	TAN	EXTERIOR	BLDG D	Negative	0.27
218	4/30/2018 19:50	PORTICO RAFTER	WOOD	NORTH	INTACT	TAN	EXTERIOR	BLDG D	Negative	0.23
219	4/30/2018 19:53	DOOR	METAL	NORTH	INTACT	PURPLE	EXTERIOR	BLDG D	Negative	0
220	4/30/2018 19:54	DOOR FRAME	METAL	NORTH	INTACT	TAN	EXTERIOR	BLDG D	Negative	0
221	4/30/2018 19:55	WINDOW CASE	WOOD	NORTH	INTACT	TAN	EXTERIOR	BLDG D	Positive	2.7
222	4/30/2018 19:56	WINDOW SILL	WOOD	NORTH	INTACT	TAN	EXTERIOR	BLDG D	Positive	2.1
223	4/30/2018 19:57	WALL BASE	CONCRETE	NORTH	INTACT	BEIGE	EXTERIOR	BLDG D	Negative	0
224	4/30/2018 19:59	CONDUIT	METAL	NORTH	INTACT	BEIGE	EXTERIOR	BLDG D	Negative	0
225	4/30/2018 20:00	RAIN SPOUT	METAL	NORTH	INTACT	BROWN	EXTERIOR	BLDG D	Positive	8.4
226	4/30/2018 20:04	PORTICO	METAL	NORTH	INTACT	WHITE	EXTERIOR	BLDG D	Positive	2.8
227	4/30/2018 20:05	WINDOW SCREEN	METAL	NORTH	INTACT	BEIGE	EXTERIOR	BLDG D	Negative	0
228	4/30/2018 20:05	WINDOW SILL	CONCRETE	NORTH	INTACT	BEIGE	EXTERIOR	BLDG D	Negative	0.01
281	4/30/2018 21:43	WALL	PLASTER	EAST	INTACT	BEIGE	D-4	BLDG D	Negative	0
282	4/30/2018 21:44	TACK BOARD	WOOD	SOUTH	INTACT	BEIGE	D-4	BLDG D	Negative	0
283	4/30/2018 21:46	WINDOW SILL	METAL	SOUTH	INTACT	BEIGE	D-4	BLDG D	Positive	1.5
284	4/30/2018 21:46	WINDOW CASE	WOOD	SOUTH	INTACT	BEIGE	D-4	BLDG D	Negative	0.05
285	4/30/2018 21:48	FUME HOOD	WOOD	WEST	INTACT	TAN	D-4	BLDG D	Negative	0.21
286	4/30/2018 21:50	WINDOW SILL	METAL	NORTH	INTACT	BEIGE	D-4	BLDG D	Null	1
287	4/30/2018 21:50	WINDOW SILL	METAL	NORTH	INTACT	BEIGE	D-4	BLDG D	Positive	1.3
288	4/30/2018 21:53	DOOR	WOOD	WEST	INTACT	TAN	D-4	BLDG D	Positive	1.3

Inspector: Rodney Stansfield
CDPG: I-4364

XFR Summary Table
Pacific High School
Buildings C and D
April 27-30, May 1-2, 2018

Action Level: 1 mg/cm2

Reading No.	Time	Component	Substrate	Side	Condition	Color	Room	Misc 1	Results	PbC
289	4/30/2018 21:53	DOOR FRAME	WOOD	WEST	INTACT	TAN	D-4	BLDG D	Positive	1.6
290	4/30/2018 21:55	DOOR FRAME	WOOD	SOUTH	INTACT	BROWN	D-4	BLDG D	Positive	1.6
291	4/30/2018 21:55	DOOR	WOOD	SOUTH	INTACT	BROWN	D-4	BLDG D	Null	1.2
292	4/30/2018 21:57	DOOR	WOOD	SOUTH	INTACT	BROWN	D-4_D-3 OFFICE	BLDG D	Positive	1.3
293	4/30/2018 21:58	DOOR FRAME	WOOD	SOUTH	INTACT	BROWN	D-4_D-3 OFFICE	BLDG D	Positive	1.8
294	4/30/2018 21:59	FUME HOOD	WOOD	SOUTH	INTACT	PURPLE	D-4_D-3 OFFICE	BLDG D	Negative	0
295	4/30/2018 22:33	CEILING	DRYWALL		INTACT	BEIGE	GIRLS RESTROOM	BLDG D	Negative	0
296	4/30/2018 22:34	WALL	PLASTER	SOUTH	INTACT	BEIGE	GIRLS RESTROOM	BLDG D	Negative	0.3
297	4/30/2018 22:35	WALL	CERAMIC	WEST	INTACT	TAN	GIRLS RESTROOM	BLDG D	Negative	0.01
298	4/30/2018 22:36	SINK	CERAMIC	WEST	INTACT	WHITE	GIRLS RESTROOM	BLDG D	Negative	0
299	4/30/2018 22:37	TOILET	CERAMIC	WEST	INTACT	WHITE	GIRLS RESTROOM	BLDG D	Negative	0.01
300	4/30/2018 22:38	FLOOR	CERAMIC		INTACT	TAN	GIRLS RESTROOM	BLDG D	Negative	0
301	4/30/2018 22:43	WALL	WOOD	EAST	INTACT	BEIGE	JANITOR CLOSET SOUTH	BLDG D	Negative	0.29
302	4/30/2018 22:45	SHELF	WOOD	SOUTH	INTACT	BEIGE	JANITOR CLOSET SOUTH	BLDG D	Negative	0.13
303	4/30/2018 22:46	SINK	CERAMIC	NORTH	INTACT	WHITE	JANITOR CLOSET SOUTH	BLDG D	Positive	6.8
304	4/30/2018 22:50	SINK	CERAMIC	EAST	INTACT	WHITE	JANITOR STRG NRTH	BLDG D	Positive	37.7
305	4/30/2018 22:51	WALL	PLASTER	NORTH	INTACT	WHITE	JANITOR STRG NRTH	BLDG D	Negative	0
306	4/30/2018 22:54	WALL	CERAMIC	SOUTH	INTACT	GREY	BOYS RR	BLDG D	Negative	0.08
307	4/30/2018 22:55	SINK	CERAMIC	EAST	INTACT	GREY	BOYS RR	BLDG D	Null	0
308	4/30/2018 22:55	SINK	CERAMIC	EAST	INTACT	WHITE	BOYS RR	BLDG D	Negative	0
309	4/30/2018 22:57	URINAL	CERAMIC	NORTH	INTACT	WHITE	BOYS RR	BLDG D	Negative	0.02
310	4/30/2018 22:58	TOILET	CERAMIC	WEST	INTACT	WHITE	BOYS RR	BLDG D	Negative	0.01
311	4/30/2018 22:59	STALL	WOOD	WEST	INTACT	BLACK	BOYS RR	BLDG D	Negative	0.01

Inspector: Rodney Stansfield
CDPG: I-4364

XFR Summary Table
Pacific High School
Buildings C and D
April 27-30, May 1-2, 2018

Action Level: 1 mg/cm2

Reading No.	Time	Component	Substrate	Side	Condition	Color	Room	Misc 1	Results	PbC
312	4/30/2018 23:00	FLOOR	CERAMIC		INTACT	GREY	BOYS RR	BLDG D	Negative	0.01
313	4/30/2018 23:03	FLOOR	CERAMIC		INTACT	BROWN	FACULTY RR	BLDG D	Negative	0.01
314	***4/30/2018 23:04***	***SINK***	***CERAMIC***	***NORTH***	***INTACT***	***WHITE***	***FACULTY RR***	***BLDG D***	***Positive***	***45.5***
315	4/30/2018 23:05	WALL	PLASTER	WEST	INTACT	BEIGE	FACULTY RR	BLDG D	Negative	0.1
316	4/30/2018 23:07	STALL	METAL	EAST	INTACT	BEIGE	FACULTY RR	BLDG D	Negative	0.04
317	4/30/2018 23:09	TOILET	CERAMIC	NORTH	INTACT	WHITE	FACULTY RR	BLDG D	Negative	0.01
318	4/30/2018 23:13	WALL	PLASTER	SOUTH	INTACT	WHITE	D-5	BLDG D	Negative	0
319	***4/30/2018 23:14***	***WINDOW SILL***	***METAL***	***SOUTH***	***INTACT***	***WHITE***	***D-5***	***BLDG D***	***Positive***	***1.7***
320	***4/30/2018 23:16***	***WINDOW SILL***	***METAL***	***NORTH***	***INTACT***	***WHITE***	***D-5***	***BLDG D***	***Positive***	***1.1***
321	***4/30/2018 23:20***	***WINDOW SILL***	***METAL***	***NORTH***	***INTACT***	***WHITE***	***D-6***	***BLDG D***	***Positive***	***1.2***
322	4/30/2018 23:21	WALL	PLASTER	WEST	INTACT	WHITE	D-6	BLDG D	Negative	0
323	4/30/2018 23:24	WALL	PLASTER	SOUTH	INTACT	WHITE	D-7	BLDG D	Negative	0
324	4/30/2018 23:25	WINDOW SILL	METAL	SOUTH	INTACT	WHITE	D-7	BLDG D	Negative	0.5
325	4/30/2018 23:36	WALL	PLASTER	WEST	INTACT	BEIGE	SE FACULTY RR	BLDG D	Negative	0.09
326	4/30/2018 23:37	STALL	METAL	WEST	INTACT	ORANGE	SE FACULTY RR	BLDG D	Negative	0.02
327	4/30/2018 23:38	TOILET	CERAMIC	WEST	INTACT	WHITE	SE FACULTY RR	BLDG D	Negative	0
328	***4/30/2018 23:39***	***SINK***	***CERAMIC***	***NORTH***	***INTACT***	***WHITE***	***SE FACULTY RR***	***BLDG D***	***Positive***	***38.4***
329	***4/30/2018 23:43***	***SINK***	***CERAMIC***	***NORTH***	***INTACT***	***WHITE***	***SE JANITOR CLOSET***	***BLDG D***	***Positive***	***37.4***
330	***4/30/2018 23:44***	***DOOR***	***WOOD***	***EAST***	***INTACT***	***BROWN***	***SE JANITOR CLOSET***	***BLDG D***	***Positive***	***1.8***
331	***4/30/2018 23:45***	***DOOR FRAME***	***WOOD***	***EAST***	***INTACT***	***BROWN***	***SE JANITOR CLOSET***	***BLDG D***	***Positive***	***1.6***
332	4/30/2018 23:47	WALL	CERAMIC	SOUTH	INTACT	BEIGE	SE GIRLS RR	BLDG D	Negative	0.02
333	4/30/2018 23:48	SINK	CERAMIC	WEST	INTACT	WHITE	SE GIRLS RR	BLDG D	Negative	0
334	4/30/2018 23:48	TOILET	CERAMIC	WEST	INTACT	WHITE	SE GIRLS RR	BLDG D	Negative	0.01
335	4/30/2018 23:49	FLOOR	CERAMIC		INTACT	BEIGE	SE GIRLS RR	BLDG D	Negative	0.01
336	4/30/2018 23:53	WALL	BRICK	WEST	INTACT	WHITE	D-10	BLDG D	Negative	0.06
337	***4/30/2018 23:55***	***DOOR FRAME***	***WOOD***	***SOUTH***	***CRACKED***	***PURPLE***	***D-10***	***BLDG D***	***Positive***	***2.4***
338	***4/30/2018 23:57***	***WINDOW CASE***	***WOOD***	***NORTH***	***INTACT***	***PURPLE***	***D-10***	***BLDG D***	***Positive***	***2.1***
339	4/30/2018 23:58			CALIBRATE				BLDG D	Positive	1.1

Inspector: Rodney Stansfield
CDPG: I-4364

Action Level: 1 mg/cm2

XFR Summary Table
Pacific High School
Buildings C and D
April 27-30, May 1-2, 2018

Reading No.	Time	Component	Substrate	Side	Condition	Color	Room	Misc 1	Results	PbC
340	4/30/2018 23:59			CALIBRATE				BLDG D	Positive	1.1
341	4/30/2018 23:59			CALIBRATE				BLDG D	Positive	1.1
343	5/1/2018 17:38			CALIBRATE					Positive	1.1
344	5/1/2018 17:39			CALIBRATE					Negative	0.9
345	5/1/2018 17:40			CALIBRATE					Positive	1
346	5/1/2018 17:45	STALL	METAL	WEST	INTACT	ORANGE	FACULTY MENS RR	BLDG C	Negative	0.11
347	5/1/2018 17:49	STALL	WOOD	WEST	INTACT	BLACK	BOYS RR	BLDG C	Negative	0
516	5/2/2018 0:04			CALIBRATE				BLDG F	Negative	0.8
517	5/2/2018 0:05			CALIBRATE				BLDG F	Negative	0.9
518	5/2/2018 0:06			CALIBRATE				BLDG F	Positive	1.1

Inspector: Rodney Stansfield
CDPH: I-4364

Action Level: 1 mg/cm2

XRF Summary Table
Pacific High School
Buildings M, I, K, Y, Z, Auditorium, Cafeteria
May 2018

Reading No.	Time	Component	Substrate	Side	Condition	Color	Misc	Room	Building	Results	PbC
182	5/17/2018 17:26										2.96
183	5/17/2018 17:28			CALIBRATE						Positive	1.1
184	5/17/2018 17:29			CALIBRATE						Positive	1
185	5/17/2018 17:29			CALIBRATE						Positive	1.1
260	5/17/2018 19:42	WALL	BRICK	NORTH	INTACT	BROWN		OUTSIDE	AUDITORIUM	Negative	0
261	5/17/2018 19:43	DOOR	METAL	NORTH	INTACT	PURPLE		OUTSIDE	AUDITORIUM	Negative	0.08
262	5/17/2018 19:43	DOOR FRM	METAL	NORTH	PEELING	TAN		OUTSIDE	AUDITORIUM	Negative	0.21
263	5/17/2018 19:44	CONDUIT	METAL	NORTH	INTACT	BROWN		OUTSIDE	AUDITORIUM	Negative	0
264	5/17/2018 19:47	FASCIA	METAL	NORTH	INTACT	BROWN		OUTSIDE	AUDITORIUM	Negative	0
265	5/17/2018 19:48	DOOR FRM	CONCRETE	NORTH	INTACT	TAN		OUTSIDE	AUDITORIUM	Negative	0
266	5/17/2018 19:52	ROLL UP DOOR	CONCRETE	EAST	CRACKED	BROWN		OUTSIDE	AUDITORIUM	Negative	-0.44
267	5/17/2018 19:53	FENCE	METAL	EAST	CRACKED	BLACK		OUTSIDE	AUDITORIUM	Negative	0
268	5/17/2018 19:59	GATE POST	METAL	EAST	CRACKED	BROWN		OUTSIDE	AUDITORIUM	Negative	0
269	5/17/2018 20:01	FIRE HYDRANT	METAL	EAST	CRACKED	RED		OUTSIDE	AUDITORIUM	Negative	0.07
270	5/17/2018 20:02	FASCIA	METAL	EAST	CRACKED	TAN		OUTSIDE	AUDITORIUM	Negative	0
271	5/17/2018 20:04	FLASHING	METAL	SOUTH	CRACKED	BROWN		OUTSIDE	AUDITORIUM	Negative	0.07
272	5/17/2018 20:08	WALL	STUCCO	SOUTH	CRACKED	BEIGE	ROOF	OUTSIDE	AUDITORIUM	Negative	0.04
273	5/17/2018 20:09	VENT PIPE	METAL	SOUTH	PEELING	BEIGE	ROOF	OUTSIDE	AUDITORIUM	Negative	0.4
274	5/17/2018 20:10	FASCIA	METAL	SOUTH	CRACKED	BEIGE	ROOF	OUTSIDE	AUDITORIUM	Negative	0.03
275	5/17/2018 20:12	LADDER	METAL	EAST	CRACKED	BEIGE	ROOF	OUTSIDE	AUDITORIUM	Null	0.3
276	5/17/2018 20:13	LADDER	METAL	EAST	CRACKED	BEIGE	ROOF	OUTSIDE	AUDITORIUM	Negative	0.5
277	5/17/2018 20:14	ROOF HATCH	METAL	EAST	PEELING	BEIGE	ROOF	OUTSIDE	AUDITORIUM	Negative	0.16
278	5/17/2018 20:18	ARCADE SUPPORT	METAL	SOUTH	CRACKED	BEIGE		OUTSIDE	AUDITORIUM	Negative	0
279	5/17/2018 20:22	WNDW SILL	WOOD	WEST	CRACKED	TAN		OUTSIDE	AUDITORIUM	Negative	0
280	5/17/2018 20:23	DOOR FRM	WOOD	WEST	CRACKED	TAN		OUTSIDE	AUDITORIUM	Negative	-0.8
320	***5/17/2018 23:16***	***CEILING BEAM***	***METAL***		***CRACKED***	***GREEN***		***M1***	***BLDG M***	***Positive***	***6.7***
321	***5/17/2018 23:19***	***WNDW CASE***	***METAL***	***SOUTH***	***CRACKED***	***WHITE***		***M1***	***BLDG M***	***Positive***	***10.4***
322	***5/17/2018 23:20***	***WNDW SILL***	***WOOD***	***SOUTH***	***CRACKED***	***WHITE***		***M1***	***BLDG M***	***Positive***	***1.3***
323	5/17/2018 23:21	CABINET	WOOD	SOUTH	FAIR	WHITE		M1	BLDG M	Negative	0
324	5/17/2018 23:22	CABINET	WOOD	SOUTH	FAIR	TAN		M1	BLDG M	Negative	0.01
325	***5/17/2018 23:23***	***DOOR***	***WOOD***	***WEST***	***CRACKED***	***TAN***		***M1***	***BLDG M***	***Positive***	***2.4***
326	***5/17/2018 23:23***	***DOOR FRM***	***WOOD***	***WEST***	***CRACKED***	***TAN***		***M1***	***BLDG M***	***Positive***	***1.9***
327	5/17/2018 23:25	RETAINER WALL	WOOD	WEST	CRACKED	TAN		M1	BLDG M	Negative	0
328	5/17/2018 23:26	RAIL	METAL	WEST	CRACKED	TAN		M1	BLDG M	Negative	0.4

Inspector: Rodney Stansfield
CDPH: I-4364

Action Level: 1 mg/cm2

XRF Summary Table
Pacific High School
Buildings M, I, K, Y, Z, Auditorium, Cafeteria
May 2018

Reading No.	Time	Component	Substrate	Side	Condition	Color	Misc	Room	Building	Results	PbC
329	5/17/2018 23:27	WNDW FRM	WOOD	WEST	CRACKED	TAN		M1	BLDG M	Positive	2
330	5/17/2018 23:33	WNDW SILL	WOOD	NORTH	CRACKED	BEIGE		MENS STAFF RR	BLDG M	Positive	1.7
331	5/17/2018 23:34	WALL	CERAMIC	NORTH	INTACT	BEIGE		MENS STAFF RR	BLDG M	Positive	8.5
332	5/17/2018 23:35	WALL BASE	CERAMIC	NORTH	INTACT	BEIGE		MENS STAFF RR	BLDG M	Positive	5.7
333	5/17/2018 23:36	URINAL	CERAMIC	EAST	INTACT	WHITE		MENS STAFF RR	BLDG M	Negative	0.01
334	5/17/2018 23:36	SINK	CERAMIC	EAST	INTACT	WHITE		MENS STAFF RR	BLDG M	Positive	8.5
335	5/17/2018 23:37	TOILET	CERAMIC	EAST	INTACT	WHITE		MENS STAFF RR	BLDG M	Negative	0
336	5/17/2018 23:40	TOILET	CERAMIC	WEST	INTACT	WHITE		WOMENS STAFF RR	BLDG M	Negative	0
337	5/17/2018 23:41	SINK	CERAMIC	WEST	INTACT	WHITE		WOMENS STAFF RR	BLDG M	Positive	8.1
338	5/17/2018 23:42	STALL WALL	METAL	SOUTH	CRACKED	TAN		WOMENS STAFF RR	BLDG M	Negative	0.03
339	5/17/2018 23:46	DOOR	WOOD	WEST	CRACKED	TAN		M2	BLDG M	Positive	4.1
340	5/17/2018 23:46	DOOR FRM	WOOD	WEST	CRACKED	TAN		M2	BLDG M	Positive	1.9
341	5/17/2018 23:48	WNDW FRM	WOOD	WEST	CRACKED	TAN		M2	BLDG M	Positive	1.8
342	5/17/2018 23:49	WNDW SILL	WOOD	NORTH	CRACKED	WHITE		M2	BLDG M	Positive	1.4
343	5/17/2018 23:50	WNDW CASE	METAL	NORTH	CRACKED	WHITE		M2	BLDG M	Positive	10.1
344	5/17/2018 23:55	DOOR FRAME	WOOD	NORTH	CRACKED	TAN		M3	BLDG M	Positive	1.2
345	5/17/2018 23:56	CEILING BEAM	WOOD	NORTH	CRACKED	TAN		M3	BLDG M	Negative	0
346	5/17/2018 23:56	CEILING BEAM	WOOD		CRACKED	BEIGE		M3	BLDG M	Negative	0
347	5/17/2018 23:57	CEILING BEAM POST	METAL		CRACKED	BEIGE		M3	BLDG M	Null	0.4
348	5/17/2018 23:58	WNDW SILL	WOOD	SOUTH	CRACKED	BEIGE		M3	BLDG M	Positive	2.4
349	5/17/2018 23:59	WNDW CASE	METAL	SOUTH	CRACKED	BEIGE		M3	BLDG M	Positive	15.2
350	5/18/2018 0:10			CALIBRATE						Positive	1.1
351	5/18/2018 0:11			CALIBRATE						Positive	1.1
352	5/18/2018 0:12			CALIBRATE						Positive	1.1

Inspector: Rodney Stansfield
CDPH: I-4364

Action Level: 1 mg/cm2

XRF Summary Table
Pacific High School
Buildings M, I, K, Y, Z, Auditorium, Cafeteria
May 2018

Reading No.	Time	Component	Substrate	Side	Condition	Color	Misc	Room	Building	Results	PbC
353	5/18/2018 17:05										2.98
354	5/18/2018 17:09			CALIBRATE						Positive	1.1
355	5/18/2018 17:09			CALIBRATE						Positive	1.2
356	5/18/2018 17:09			CALIBRATE						Positive	1.1
369	5/18/2018 17:59	CONDUIT	METAL	WEST	CRACKED	BROWN		OUTSIDE	BLDG M	Negative	0
370	5/18/2018 18:25	FLASHING	METAL	WEST	CRACKED	BROWN		OUTSIDE	BLDG M	Negative	0.07
371	5/18/2018 18:26	FLASHING	METAL	WEST	CRACKED	RED		OUTSIDE	BLDG M	Negative	0.12
372	5/18/2018 18:27	FLASHING	METAL	NORTH	PEELING	TAN		OUTSIDE	BLDG M	Negative	0.06
373	***5/18/2018 18:35***	***DOOR***	***WOOD***	***NORTH***	***CRACKED***	***PURPLE***		***OUTSIDE***	***BLDG M***	***Positive***	***3***
374	***5/18/2018 18:36***	***DOOR FRM***	***WOOD***	***NORTH***	***CRACKED***	***TAN***		***OUTSIDE***	***BLDG M***	***Positive***	***2.5***
375	***5/18/2018 18:36***	***WNDW CASE***	***WOOD***	***NORTH***	***CRACKED***	***TAN***		***OUTSIDE***	***BLDG M***	***Positive***	***1.9***
376	***5/18/2018 18:37***	***WNDW SILL***	***WOOD***	***NORTH***	***CRACKED***	***TAN***		***OUTSIDE***	***BLDG M***	***Positive***	***2.4***
377	5/18/2018 18:48	UPPER ROOF FLSHNG	METAL	SOUTH	PEELING	TAN		OUTSIDE	CAFETERIA	Negative	0.3
378	5/18/2018 18:49	UPPER WALL FLSHNG	METAL	SOUTH	CRACKED	BROWN		OUTSIDE	CAFETERIA	Negative	0.16
379	5/18/2018 18:50	UPPER RAIN GUTTER	METAL	WEST	PEELING	TAN		OUTSIDE	CAFETERIA	Negative	0.12
380	***5/18/2018 18:51***	***UPPER WNDW CASE***	***WOOD***	***WEST***	***PEELING***	***TAN***		***OUTSIDE***	***CAFETERIA***	***Positive***	***2.2***
381	***5/18/2018 18:52***	***UPPER WNDW SILL***	***WOOD***	***WEST***	***PEELING***	***BROWN***		***OUTSIDE***	***CAFETERIA***	***Positive***	***2.4***
382	***5/18/2018 18:52***	***UPPER PORTICO***	***WOOD***	***WEST***	***PEELING***	***BROWN***		***OUTSIDE***	***CAFETERIA***	***Positive***	***3.1***
383	***5/18/2018 18:53***	***UPPER PORTICO FRM***	***WOOD***	***WEST***	***PEELING***	***BROWN***		***OUTSIDE***	***CAFETERIA***	***Positive***	***4.4***
384	5/18/2018 18:55	UPPER MECH RM DOOR	METAL	NORTH	CRACKED	BROWN		OUTSIDE	CAFETERIA	Negative	0
385	5/18/2018 18:58	LOWER RAIH GUTTER	METAL	WEST	CRACKED	BROWN		OUTSIDE	CAFETERIA	Negative	0
386	5/18/2018 19:00	LOWER ROOF FLSHNG	METAL	WEST	PEELING	TAN		OUTSIDE	CAFETERIA	Negative	0.1
387	***5/18/2018 19:01***	***ARCADE POST***	***METAL***	***WEST***	***CRACKED***	***TAN***		***OUTSIDE***	***CAFETERIA***	***Positive***	***4.2***
388	***5/18/2018 19:03***	***ARCADE BEAM***	***WOOD***	***WEST***	***CRACKED***	***WHITE***		***OUTSIDE***	***CAFETERIA***	***Positive***	***5.7***
389	5/18/2018 19:05	DRNKNG FNTN	CERAMIC	WEST	INTACT	WHITE		OUTSIDE	CAFETERIA	Negative	0.01

Inspector: Rodney Stansfield
CDPH: I-4364

Action Level: 1 mg/cm2

XRF Summary Table
Pacific High School
Buildings M, I, K, Y, Z, Auditorium, Cafeteria
May 2018

Reading No.	Time	Component	Substrate	Side	Condition	Color	Misc	Room	Building	Results	PbC
390	5/18/2018 19:06	DOOR	WOOD	WEST	CRACKED	PURPLE		OUTSIDE	CAFETERIA	Negative	0
391	5/18/2018 19:06	DOOR FRM	METAL	WEST	CRACKED	TAN		OUTSIDE	CAFETERIA	Negative	0
392	***5/18/2018 19:07***	***DOOR FRM***	***CONCRETE***	***WEST***	***CRACKED***	***TAN***		***OUTSIDE***	***CAFETERIA***	***Positive***	***2.4***
393	5/18/2018 19:08	WNDW SILL	CONCRETE	WEST	CRACKED	BROWN		OUTSIDE	CAFETERIA	Negative	0
394	5/18/2018 19:12	DOOR FRM	METAL	EAST	CRACKED	PURPLE		OUTSIDE	CAFETERIA	Negative	0.04
395	5/18/2018 19:16	PIPE	METAL	NORTH	PEELING	BROWN		OUTSIDE	CAFETERIA	Negative	0
396	5/18/2018 19:19	ARCADE POST	METAL	SOUTH	CRACKED	BLACK		OUTSIDE	CAFETERIA	Negative	0.19
397	***5/18/2018 19:22***	***LOUVRE FRM***	***WOOD***	***SOUTH***	***CRACKED***	***BROWN***		***OUTSIDE***	***CAFETERIA***	***Positive***	***2.8***
398	5/18/2018 19:28	FLSHNG	METAL	EAST	PEELING	TAN		OUTSIDE	CAFETERIA STRG	Negative	0.07
399	5/18/2018 19:29	WALL	METAL	EAST	PEELING	BEIGE		OUTSIDE	CAFETERIA STRG	Negative	-0.32
400	5/18/2018 19:29	DOOR FRM	METAL	EAST	CRACKED	BEIGE		OUTSIDE	CAFETERIA STRG	Negative	-0.05
401	5/18/2018 19:30	DOOR	METAL	EAST	CRACKED	PURPLE		OUTSIDE	CAFETERIA STRG	Negative	0
402	5/18/2018 19:31	DOOR CASE	METAL	SOUTH	CRACKED	BEIGE		OUTSIDE	CAFETERIA STRG	Negative	0.08
403	5/18/2018 19:35	PORTICO	METAL	SOUTH	CRACKED	BEIGE		OUTSIDE	CAFETERIA STRG	Negative	0.03
404	5/18/2018 19:50	WALL	CERAMIC	SOUTH	INTACT	BEIGE		LOBBY MENS RR	AUDITORIUM	Negative	0.01
405	5/18/2018 19:51	TOILET	CERAMIC	SOUTH	INTACT	WHITE		LOBBY MENS RR	AUDITORIUM	Negative	0.01
406	5/18/2018 19:52	URINAL	CERAMIC	EAST	INTACT	WHITE		LOBBY MENS RR	AUDITORIUM	Negative	0.03
407	5/18/2018 19:53	SINK	CERAMIC	WEST	INTACT	WHITE		LOBBY MENS RR	AUDITORIUM	Negative	0
408	5/18/2018 19:53	FLOOR	CERAMIC		INTACT	TAN		LOBBY MENS RR	AUDITORIUM	Negative	0
409	5/18/2018 19:54	DOOR	METAL	EAST	INTACT	TAN		LOBBY MENS RR	AUDITORIUM	Negative	0
410	5/18/2018 19:55	DOOR FRM	METAL	EAST	INTACT	TAN		LOBBY MENS RR	AUDITORIUM	Negative	0

Inspector: Rodney Stansfield
CDPH: I-4364

Action Level: 1 mg/cm2

XRF Summary Table
Pacific High School
Buildings M, I, K, Y, Z, Auditorium, Cafeteria
May 2018

Reading No.	Time	Component	Substrate	Side	Condition	Color	Misc	Room	Building	Results	PbC
411	5/18/2018 19:57	DRNKNG FNTN	CERAMIC	WEST	INTACT	WHITE		LOBBY	AUDITORIUM	Negative	0
412	5/18/2018 19:58	DOOR	WOOD	WEST	POOR	TAN		LOBBY	AUDITORIUM	Negative	0
413	5/18/2018 19:58	DOOR FRM	WOOD	WEST	CRACKED	TAN		LOBBY	AUDITORIUM	Negative	0.01
414	5/18/2018 19:59	DOOR W_GRILL	WOOD	WEST	CRACKED	TAN		LOBBY	AUDITORIUM	Negative	0
415	5/18/2018 20:03	STAGE	CONCRETE		CRACKED	BLACK		MAIN	AUDITORIUM	Negative	0
416	5/18/2018 20:03	STAGE	WOOD		CRACKED	BLACK		MAIN	AUDITORIUM	Negative	0
417	***5/18/2018 20:05***	***STAGE SLDNG DOOR***	***METAL***	***EAST***	***CRACKED***	***BLACK***		***MAIN***	***AUDITORIUM***	***Positive***	***8.1***
418	5/18/2018 20:08	STAGE DOOR	METAL	EAST	CRACKED	BLACK		MAIN	AUDITORIUM	Negative	0.22
419	5/18/2018 20:08	STAGE DOOR FRM	METAL	EAST	CRACKED	BLACK		MAIN	AUDITORIUM	Negative	0.25
420	5/18/2018 20:11	STAIR RAIL	METAL	SOUTH	CRACKED	PURPLE		BACKSTAGE	AUDITORIUM	Negative	0.21
421	5/18/2018 20:12	DOOR	METAL	SOUTH	CRACKED	WHITE		BACKSTAGE	AUDITORIUM	Negative	0.1
422	5/18/2018 20:12	DOOR FRM	METAL	SOUTH	CRACKED	WHITE		BACKSTAGE	AUDITORIUM	Negative	0.27
423	5/18/2018 20:13	FIRE PIPE	METAL	SOUTH	CRACKED	WHITE		BACKSTAGE	AUDITORIUM	Negative	0.06
424	5/18/2018 20:14	HVAC DUCT	METAL	SOUTH	CRACKED	WHITE		BACKSTAGE	AUDITORIUM	Negative	0.26
425	5/18/2018 20:16	DOOR	WOOD	NORTH	CRACKED	PURPLE		BACKSTAGE	AUDITORIUM	Negative	0.01
426	5/18/2018 20:17	DOOR FRM	WOOD	NORTH	CRACKED	PURPLE		BACKSTAGE	AUDITORIUM	Negative	0.21
427	5/18/2018 20:19	DOOR FRM	WOOD	NORTH	CRACKED	VARNISH		MAIN	AUDITORIUM	Negative	0
428	5/18/2018 22:21	WALL	PLASTER	SOUTH	CRACKED	GREEN		ATTIC ACCESS	AUDITORIUM	Negative	0.01
429	***5/18/2018 22:24***	***SINK***	***CERAMIC***	***SOUTH***	***INTACT***	***WHITE***		***LOBBY CUSTODIAL***	***AUDITORIUM***	***Positive***	***7.8***
430	5/18/2018 22:35	CATWALK SUPPORT STRUT	METAL	WEST	CRACKED	YELLOW		ATTIC	AUDITORIUM	Negative	0.18
431	5/18/2018 23:30	WNDW SILL	PLASTER	EAST	CRACKED	WHITE		PIRATE COVE	CAFETERIA	Negative	0.07

Inspector: Rodney Stansfield
CDPH: I-4364

Action Level: 1 mg/cm2

XRF Summary Table
Pacific High School
Buildings M, I, K, Y, Z, Auditorium, Cafeteria
May 2018

Reading No.	Time	Component	Substrate	Side	Condition	Color	Misc	Room	Building	Results	PbC
432	5/18/2018 23:31	CABINET	WOOD	NORTH	CRACKED	PURPLE		PIRATE COVE	CAFETERIA	Negative	0
433	5/18/2018 23:33	AIR GRILL	METAL	NORTH	CRACKED	PURPLE		PIRATE COVE	CAFETERIA	Negative	0.13
434	***5/18/2018 23:42***	***CEILING BEAM***	***METAL***	***EAST***	***CRACKED***	***YELLOW***		***ATTIC***	***CAFETERIA***	***Positive***	***17***
435	***5/18/2018 23:47***	***DOOR***	***WOOD***	***EAST***	***CRACKED***	***PURPLE***		***STAGE***	***CAFETERIA***	***Positive***	***1.5***
436	***5/18/2018 23:47***	***DOOR FRM***	***WOOD***	***EAST***	***CRACKED***	***PURPLE***		***STAGE***	***CAFETERIA***	***Positive***	***1.4***
437	***5/18/2018 23:50***	***DOOR FRM***	***WOOD***	***EAST***	***CRACKED***	***PURPLE***		***CUSTODIAN***	***CAFETERIA***	***Positive***	***2.1***
438	***5/18/2018 23:51***	***SINK***	***CERAMIC***	***WEST***	***INTACT***	***BEIGE***		***CUSTODIAN***	***CAFETERIA***	***Positive***	***5***
439	5/18/2018 23:53	RAIL	METAL	WEST	INTACT	BEIGE		PIRATE COVE	CAFETERIA	Negative	0
440	5/18/2018 23:55	DOOR	METAL	EAST	CRACKED	WHITE		KITCHEN OFFC	CAFETERIA	Negative	0
441	5/18/2018 23:56	DOOR FRM	METAL	EAST	CRACKED	WHITE		KITCHEN OFFC	CAFETERIA	Negative	0
442	***5/18/2018 23:57***	***DOOR FRM***	***WOOD***	***NORTH***	***CRACKED***	***WHITE***		***KITCHEN OFFC***	***CAFETERIA***	***Positive***	***2.3***
443	***5/19/2018 0:00***	***DOOR***	***WOOD***	***NORTH***	***CRACKED***	***WHITE***		***KITCHEN OFFC***	***CAFETERIA***	***Positive***	***1.4***
444	5/19/2018 0:01	SRVC WNDW	WOOD	EAST	CRACKED	WHITE		DISHWASH	CAFETERIA	Negative	0.25
445	***5/19/2018 0:03***	***FREEZER DOOR***	***WOOD***	***SOUTH***	***CRACKED***	***WHITE***		***KITCHEN***	***CAFETERIA***	***Positive***	***1.7***
446	***5/19/2018 0:04***	***FREEZER DOOR FRM***	***WOOD***	***SOUTH***	***CRACKED***	***WHITE***		***KITCHEN***	***CAFETERIA***	***Positive***	***1.5***
447	5/19/2018 0:06	TOILET	CERAMIC	EAST	INTACT	WHITE		KITCHEN RR	CAFETERIA	Negative	0.02
448	5/19/2018 0:06	SINK	CERAMIC	EAST	INTACT	WHITE		KITCHEN RR	CAFETERIA	Negative	0.01
449	***5/19/2018 0:07***	***FLOOR DRAIN***	***CERAMIC***	***EAST***	***INTACT***	***WHITE***		***KITCHEN RR***	***CAFETERIA***	***Positive***	***1.8***
450	5/19/2018 0:10	SINK	CERAMIC	WEST	INTACT	WHITE		KITCHEN	CAFETERIA	Negative	0.05
451	5/19/2018 0:13	WNDW SILL	WOOD	WEST	CRACKED	BLUE		FACULTY DINING	CAFETERIA	Negative	0.9

Inspector: Rodney Stansfield
CDPH: I-4364

Action Level: 1 mg/cm2

XRF Summary Table
Pacific High School
Buildings M, I, K, Y, Z, Auditorium, Cafeteria
May 2018

Reading No.	Time	Component	Substrate	Side	Condition	Color	Misc	Room	Building	Results	PbC
452	***5/19/2018 0:18***	***WALL***	***CERAMIC***	***WEST***	***INTACT***	***BEIGE***		***STAFF WOMENS RR***	***CAFETERIA***	***Positive***	***7.1***
453	***5/19/2018 0:19***	***WALL BASE***	***CERAMIC***	***WEST***	***INTACT***	***BROWN***		***STAFF WOMENS RR***	***CAFETERIA***	***Positive***	***5.5***
454	5/19/2018 0:20	SINK	CERAMIC	WEST	INTACT	WHITE		STAFF WOMENS RR	CAFETERIA	Negative	0.05
455	5/19/2018 0:20	TOILET	CERAMIC	EAST	INTACT	WHITE		STAFF WOMENS RR	CAFETERIA	Negative	0.02
456	5/19/2018 0:21	FLOOR	CERAMIC		INTACT	BROWN		STAFF WOMENS RR	CAFETERIA	Negative	0
457	5/19/2018 0:25	SHELF	METAL	NORTH	CRACKED	GREEN		S STORAGE	CAFETERIA	Negative	0.23
482	5/19/2018 1:29			CALIBRATE						Positive	1.2
483	5/19/2018 1:30			CALIBRATE						Positive	1
484	5/19/2018 1:30			CALIBRATE						Negative	0.9
485	5/20/2018 9:22										2.77
486	5/20/2018 9:39			CALIBRATE						Positive	1.4
487	5/20/2018 9:40			CALIBRATE						Positive	1
488	5/20/2018 9:40			CALIBRATE						Positive	1.1
489	5/20/2018 9:47	WALL	WOOD	WEST	FAIR	BEIGE		EXTERIOR	BLDG. I NORTH	Negative	0
490	5/20/2018 9:47	WALL BASE	METAL	WEST	FAIR	BEIGE		EXTERIOR	BLDG. I NORTH	Negative	0
491	5/20/2018 9:48	WALL SKIRT	METAL	WEST	PEELING	BEIGE		EXTERIOR	BLDG. I NORTH	Negative	0
492	5/20/2018 9:50	FASCIA	METAL	WEST	INTACT	BEIGE		EXTERIOR	BLDG. I NORTH	Negative	0
493	5/20/2018 9:50	FLASHING	METAL	WEST	INTACT	BEIGE		EXTERIOR	BLDG. I NORTH	Negative	0
494	5/20/2018 9:52	HANDRAIL	METAL	NORTH	INTACT	BEIGE		EXTERIOR	BLDG. I NORTH	Negative	0
495	5/20/2018 9:52	RAMP BASE	WOOD	NORTH	INTACT	BEIGE		EXTERIOR	BLDG. I NORTH	Negative	0
496	5/20/2018 9:53	RAMP	METAL	NORTH	FAIR	GRAY		EXTERIOR	BLDG. I NORTH	Negative	0
497	5/20/2018 9:54	DOOR	METAL	NORTH	FAIR	PURPLE		EXTERIOR	BLDG. I NORTH	Negative	0
498	5/20/2018 9:55	DOOR FRAME	METAL	NORTH	FAIR	TAN		EXTERIOR	BLDG. I NORTH	Negative	0

Inspector: Rodney Stansfield
CDPH: I-4364

Action Level: 1 mg/cm2

XRF Summary Table
Pacific High School
Buildings M, I, K, Y, Z, Auditorium, Cafeteria
May 2018

Reading No.	Time	Component	Substrate	Side	Condition	Color	Misc	Room	Building	Results	PbC
499	5/20/2018 9:55	DOOR TRIM	WOOD	NORTH	FAIR	TAN		EXTERIOR	BLDG. I NORTH	Negative	0
500	5/20/2018 9:56	WINDOW TRIM	WOOD	NORTH	FAIR	TAN		EXTERIOR	BLDG. I NORTH	Negative	0
501	5/20/2018 9:57	WINDOW GRATE	METAL	NORTH	INTACT	TAN		EXTERIOR	BLDG. I NORTH	Negative	0.08
502	5/20/2018 9:58	CORNER FRAME	METAL	NORTH	INTACT	BEIGE		EXTERIOR	BLDG. I NORTH	Negative	0
503	5/20/2018 10:00	EAVES	WOOD	NORTH	INTACT	BEIGE		EXTERIOR	BLDG. I NORTH	Negative	0
504	5/20/2018 10:00	EAVE BEAMS	METAL	NORTH	INTACT	BEIGE		EXTERIOR	BLDG. I NORTH	Negative	0
505	5/20/2018 10:01	FASCIA	METAL	NORTH	INTACT	BEIGE		EXTERIOR	BLDG. I NORTH	Negative	0
506	5/20/2018 10:05	WALL	DRYWALL	SOUTH	INTACT	BEIGE		I-6	BLDG. I NORTH	Negative	0
507	5/20/2018 10:06	WINDOW CASE	METAL	SOUTH	FAIR	DK BROWN		I-6	BLDG. I NORTH	Negative	0.04
508	5/20/2018 10:07	WINDOW FRAME	METAL	NORTH	FAIR	DK BROWN		I-6	BLDG. I NORTH	Negative	0.01
509	5/20/2018 10:08	WALL	DRYWALL	NORTH	INTACT	BEIGE		I-6	BLDG. I NORTH	Negative	0
510	5/20/2018 10:08	WALL PANEL	WOOD	NORTH	INTACT	BEIGE		I-6	BLDG. I NORTH	Negative	0
511	5/20/2018 10:09	DOOR	METAL	NORTH	INTACT	TAN		I-6	BLDG. I NORTH	Negative	0
512	5/20/2018 10:09	DOOR FRAME	METAL	NORTH	INTACT	DK BROWN		I-6	BLDG. I NORTH	Negative	0
513	5/20/2018 10:14	WINDOW CASE	METAL	WEST	INTACT	DK BROWN		I-9	BLDG. I NORTH	Negative	0
514	5/20/2018 10:14	WINDOW FRAME	METAL	WEST	INTACT	DK BROWN		I-9	BLDG. I NORTH	Negative	0.01
515	5/20/2018 10:15	WALL	DRYWALL	WEST	INTACT	BEIGE		I-9	BLDG. I NORTH	Negative	0
516	5/20/2018 11:17	WALL	WOOD	SOUTH	FAIR	BEIGE		EXTERIOR	BLDG. I NORTH	Negative	0
517	5/20/2018 11:17	DOWNSPOUT	METAL	SOUTH	FAIR	BEIGE		EXTERIOR	BLDG. I NORTH	Negative	0
518	5/20/2018 11:18	WINDOW TRIM	WOOD	SOUTH	FAIR	TAN		EXTERIOR	BLDG. I NORTH	Negative	0
519	5/20/2018 11:18	WINDOW GRATE	METAL	SOUTH	FAIR	TAN		EXTERIOR	BLDG. I NORTH	Negative	0.2
520	5/20/2018 11:19	HVAC UNIT	METAL	SOUTH	INTACT	BEIGE		EXTERIOR	BLDG. I NORTH	Negative	-0.53
521	5/20/2018 11:19	HVAC UNIT	METAL	SOUTH	INTACT	BEIGE		EXTERIOR	BLDG. I NORTH	Negative	0
522	5/20/2018 11:24	FASCIA	METAL	SOUTH	FAIR	BEIGE		EXTERIOR	BLDG. I NORTH	Negative	0
523	5/20/2018 11:24	GUTTER	METAL	SOUTH	FAIR	TAN		EXTERIOR	BLDG. I NORTH	Negative	0.13
524	5/20/2018 11:26	EAVES	WOOD	SOUTH	FAIR	BEIGE		EXTERIOR	BLDG. I NORTH	Negative	0
525	5/20/2018 11:27	CORNER FRAME	METAL	SOUTH	FAIR	BEIGE		EXTERIOR	BLDG. I NORTH	Negative	0
526	5/20/2018 11:27	WALL BASE	METAL	SOUTH	FAIR	BEIGE		EXTERIOR	BLDG. I NORTH	Negative	0
527	5/20/2018 11:28	WALL SKIRT	WOOD	SOUTH	FAIR	BEIGE		EXTERIOR	BLDG. I NORTH	Negative	0
528	5/20/2018 11:50	WALL	METAL	SOUTH	FAIR	BEIGE		EXTERIOR	BLDG. Y WEST	Null	0
529	5/20/2018 11:51	WALL	METAL	SOUTH	FAIR	BEIGE		EXTERIOR	BLDG. Y WEST	Negative	0
530	5/20/2018 11:51	DOOR	METAL	SOUTH	FAIR	PURPLE		EXTERIOR	BLDG. Y WEST	Negative	-0.03
531	5/20/2018 11:52	DOOR	METAL	SOUTH	FAIR	PURPLE		EXTERIOR	BLDG. Y WEST	Negative	0.05
532	5/20/2018 11:52	DOOR FRAME	METAL	SOUTH	FAIR	TAN		EXTERIOR	BLDG. Y WEST	Negative	0.3

Inspector: Rodney Stansfield
CDPH: I-4364

Action Level: 1 mg/cm2

XRF Summary Table
Pacific High School
Buildings M, I, K, Y, Z, Auditorium, Cafeteria
May 2018

Reading No.	Time	Component	Substrate	Side	Condition	Color	Misc	Room	Building	Results	PbC
533	5/20/2018 11:56	PORTICO CEILING	METAL	SOUTH	INTACT	WHITE		EXTERIOR	BLDG. Y WEST	Negative	0
534	5/20/2018 11:57	PORTICO CEILING BEAMS	METAL	SOUTH	INTACT	WHITE		EXTERIOR	BLDG. Y WEST	Negative	0.09
535	5/20/2018 11:59	WALL	METAL	EAST	INTACT	BEIGE		EXTERIOR	BLDG. Y WEST	Negative	0
536	5/20/2018 12:00	PIPE COVER	METAL	EAST	FAIR	BEIGE		EXTERIOR	BLDG. Y WEST	Negative	0
537	5/20/2018 12:01	CONDUIT COVER	METAL	EAST	INTACT	BEIGE		EXTERIOR	BLDG. Y WEST	Negative	0
538	5/20/2018 12:02	LOWER FASCIA	METAL	EAST	INTACT	TAN		EXTERIOR	BLDG. Y WEST	Negative	0.05
539	5/20/2018 12:03	UPPER FASCIA	METAL	EAST	INTACT	TAN		EXTERIOR	BLDG. Y WEST	Negative	0
540	5/20/2018 12:12	WALL	METAL	NORTH	FAIR	TAN		EXTERIOR	BLDG. Y WEST	Negative	-0.09
541	5/20/2018 12:12	WALL	METAL	NORTH	FAIR	TAN		EXTERIOR	BLDG. Y WEST	Negative	0.12
542	5/20/2018 12:13	DOOR	METAL	NORTH	FAIR	PURPLE		EXTERIOR	BLDG. Y WEST	Negative	0.18
543	5/20/2018 12:13	DOOR FRAME	METAL	NORTH	FAIR	TAN		EXTERIOR	BLDG. Y WEST	Negative	0.14
544	5/20/2018 12:14	BLDG JOINT	METAL	NORTH	INTACT	BEIGE		EXTERIOR	BLDG. Y WEST	Negative	0
545	5/20/2018 12:15	PIPE	METAL	NORTH	INTACT	BEIGE		EXTERIOR	BLDG. Y WEST	Negative	0
546	5/20/2018 12:16	DRINKING FOUNTAIN	CERAMIC	NORTH	INTACT	WHITE		EXTERIOR	BLDG. Y WEST	Negative	0
547	5/20/2018 12:17	DOOR	METAL	NORTH	INTACT	BEIGE		EXTERIOR	BLDG. Y WEST	Negative	0
548	5/20/2018 12:17	DOOR FRAME	METAL	NORTH	INTACT	BEIGE		EXTERIOR	BLDG. Y WEST	Negative	0.07
549	5/20/2018 12:19	EAVES	METAL	NORTH	INTACT	TAN		EXTERIOR	BLDG. Y WEST	Negative	0.04
550	5/20/2018 12:22	LOUVRES	METAL	NORTH	INTACT	BEIGE		EXTERIOR	BLDG. Y WEST	Negative	0.02
551	5/20/2018 12:23	GUTTER	METAL	NORTH	INTACT	TAN		EXTERIOR	BLDG. Y WEST	Negative	0.06
552	5/20/2018 12:24	CONDUIT	METAL	NORTH	INTACT	BEIGE		EXTERIOR	BLDG. Y WEST	Negative	0
553	5/20/2018 12:25	EAVES	METAL	NORTH	INTACT	TAN		EXTERIOR	BLDG. Y WEST	Negative	0.17
554	5/20/2018 12:26	WALL	METAL	WEST	FAIR	BEIGE		EXTERIOR	BLDG. Y WEST	Negative	0
555	5/20/2018 12:27	FASCIA	METAL	WEST	INTACT	TAN		EXTERIOR	BLDG. Y WEST	Negative	0
556	5/20/2018 12:36	WALL	WOOD	EAST	INTACT	GRAY		WEST LOCKER ROOM	BLDG. Y WEST	Negative	0
557	5/20/2018 12:37	WALL	DRYWALL	SOUTH	INTACT	GRAY		WEST LOCKER ROOM	BLDG. Y WEST	Negative	0
558	5/20/2018 12:38	DOOR	METAL	NORTH	FAIR	GRAY		WEST LOCKER ROOM	BLDG. Y WEST	Negative	0.01

Inspector: Rodney Stansfield
CDPH: I-4364

Action Level: 1 mg/cm2

XRF Summary Table
Pacific High School
Buildings M, I, K, Y, Z, Auditorium, Cafeteria
May 2018

Reading No.	Time	Component	Substrate	Side	Condition	Color	Misc	Room	Building	Results	PbC
559	5/20/2018 12:38	DOOR FRAME	METAL	NORTH	FAIR	GRAY		WEST LOCKER ROOM	BLDG. Y WEST	Negative	0.3
560	5/20/2018 12:39	UPPER WALL PANELS	WOOD	NORTH	FAIR	GRAY		WEST LOCKER ROOM	BLDG. Y WEST	Negative	0
561	5/20/2018 12:40	LOCKERS	METAL	WEST	FAIR	GRAY		WEST LOCKER ROOM	BLDG. Y WEST	Negative	0
562	5/20/2018 12:41	UPPER WALL	METAL	WEST	INTACT	GRAY		WEST LOCKER ROOM	BLDG. Y WEST	Negative	0.02
563	5/20/2018 12:44	WALL	WOOD	WEST	INTACT	PURPLE		EAST LOCKER ROOM	BLDG. Y WEST	Negative	0
564	5/20/2018 12:44	WALL	WOOD	WEST	INTACT	WHITE		EAST LOCKER ROOM	BLDG. Y WEST	Negative	0
565	5/20/2018 12:45	WALL	METAL	SOUTH	INTACT	WHITE		EAST LOCKER ROOM	BLDG. Y WEST	Negative	0.04
566	5/20/2018 12:46	WALL	DRYWALL	SOUTH	INTACT	GRAY		EAST LOCKER ROOM	BLDG. Y WEST	Negative	0
567	5/20/2018 12:47	DOOR	METAL	NORTH	FAIR	GRAY		EAST LOCKER ROOM	BLDG. Y WEST	Negative	0.03
568	5/20/2018 12:47	DOOR FRAME	METAL	NORTH	FAIR	DK GRAY		EAST LOCKER ROOM	BLDG. Y WEST	Negative	0.17
569	5/20/2018 12:48	DOOR FRAME	METAL	SOUTH	FAIR	DK GRAY		EAST LOCKER ROOM	BLDG. Y WEST	Negative	0.3

Inspector: Rodney Stansfield
CDPH: I-4364

Action Level: 1 mg/cm2

XRF Summary Table
Pacific High School
Buildings M, I, K, Y, Z, Auditorium, Cafeteria
May 2018

Reading No.	Time	Component	Substrate	Side	Condition	Color	Misc	Room	Building	Results	PbC
570	5/20/2018 12:49	LOCKERS	METAL	EAST	FAIR	WHITE		EAST LOCKER ROOM	BLDG. Y WEST	Negative	0
571	5/20/2018 12:49	LOCKERS	METAL	EAST	FAIR	GRAY		EAST LOCKER ROOM	BLDG. Y WEST	Negative	0
572	5/20/2018 12:50	UPPER WALL PANELS	WOOD	NORTH	FAIR	GRAY		EAST LOCKER ROOM	BLDG. Y WEST	Negative	0.05
573	5/20/2018 12:51	UPPER WALL	METAL	EAST	INTACT	PURPLE		EAST LOCKER ROOM	BLDG. Y WEST	Negative	0.02
574	5/20/2018 13:01	WALL	FIBERBOARD	SOUTH	INTACT	BEIGE		Y-1	BLDG. Y WEST	Negative	0.4
575	5/20/2018 13:01	WALL	METAL	SOUTH	INTACT	BEIGE		Y-1	BLDG. Y WEST	Negative	0.08
576	5/20/2018 13:02	DOOR	METAL	SOUTH	INTACT	TAN		Y-1	BLDG. Y WEST	Negative	0.7
577	5/20/2018 13:02	DOOR	METAL	SOUTH	INTACT	TAN		Y-1	BLDG. Y WEST	Negative	0.5
578	5/20/2018 13:03	DOOR FRAME	METAL	SOUTH	INTACT	TAN		Y-1	BLDG. Y WEST	Negative	0.4
579	5/20/2018 13:04	DOOR FRAME	METAL	NORTH	INTACT	TAN		Y-1	BLDG. Y WEST	Negative	0.3
580	5/20/2018 13:05	DOOR	METAL	NORTH	INTACT	TAN		Y-1	BLDG. Y WEST	Negative	0.6
581	5/20/2018 13:05	WALL	METAL	NORTH	INTACT	BEIGE		Y-1	BLDG. Y WEST	Negative	0.02
582	5/20/2018 13:08	UPPER WALL	METAL	NORTH	INTACT	BEIGE		Y-2	BLDG. Y WEST	Negative	0.02
583	5/20/2018 13:09	WALL	METAL	WEST	INTACT	BEIGE		Y-2	BLDG. Y WEST	Negative	0.01
584	5/20/2018 13:10	WALL	METAL	EAST	INTACT	BEIGE		Y-2	BLDG. Y WEST	Negative	0.07
585	5/20/2018 13:12	BLIND CASE	METAL	SOUTH	INTACT	BEIGE		Y-3	BLDG. Y WEST	Negative	0
586	5/20/2018 13:13	WALL	METAL	SOUTH	INTACT	BEIGE		Y-3	BLDG. Y WEST	Negative	0.05
587	5/20/2018 13:13	DOOR	METAL	SOUTH	INTACT	TAN		Y-3	BLDG. Y WEST	Negative	0.4
588	5/20/2018 13:20	DOOR FRAME	METAL	SOUTH	INTACT	TAN		Y-3	BLDG. Y WEST	Negative	0.09
589	5/20/2018 13:21	DOOR FRAME	METAL	NORTH	INTACT	TAN		Y-3	BLDG. Y WEST	Negative	0.1
590	5/20/2018 13:21	DOOR	METAL	NORTH	INTACT	TAN		Y-3	BLDG. Y WEST	Negative	0.2
591	5/20/2018 13:22	WALL	METAL	NORTH	INTACT	BEIGE		Y-3	BLDG. Y WEST	Negative	0.08
592	5/20/2018 13:31	WALL	WOOD	WEST	INTACT	BEIGE		EXTERIOR	BLDG. Y EAST	Negative	0
593	5/20/2018 13:32	FASCIA	METAL	WEST	INTACT	TAN		EXTERIOR	BLDG. Y EAST	Negative	0
594	5/20/2018 13:32	FLASHING	METAL	WEST	INTACT	TAN		EXTERIOR	BLDG. Y EAST	Negative	0

Inspector: Rodney Stansfield
CDPH: I-4364

Action Level: 1 mg/cm2

XRF Summary Table
Pacific High School
Buildings M, I, K, Y, Z, Auditorium, Cafeteria
May 2018

Reading No.	Time	Component	Substrate	Side	Condition	Color	Misc	Room	Building	Results	PbC
595	5/20/2018 13:33	HANDRAIL	METAL	SOUTH	INTACT	TAN		EXTERIOR	BLDG. Y EAST	Negative	0
596	5/20/2018 13:34	WINDOW GRATE	METAL	SOUTH	FAIR	TAN		EXTERIOR	BLDG. Y EAST	Negative	0
597	5/20/2018 13:35	DOOR	METAL	SOUTH	FAIR	PURPLE		EXTERIOR	BLDG. Y EAST	Negative	0
598	5/20/2018 13:35	DOOR FRAME	METAL	SOUTH	FAIR	TAN		EXTERIOR	BLDG. Y EAST	Negative	0
599	5/20/2018 13:36	DOOR TRIM	WOOD	SOUTH	FAIR	TAN		EXTERIOR	BLDG. Y EAST	Negative	0
600	5/20/2018 13:36	DOWNSPOUT	METAL	SOUTH	FAIR	BEIGE		EXTERIOR	BLDG. Y EAST	Negative	0
601	5/20/2018 13:37	CORNER FRAME	METAL	SOUTH	INTACT	BEIGE		EXTERIOR	BLDG. Y EAST	Negative	0
602	5/20/2018 13:38	WALL	WOOD	SOUTH	INTACT	BEIGE		EXTERIOR	BLDG. Y EAST	Negative	0
603	5/20/2018 13:38	RAMP BASE	WOOD	SOUTH	FAIR	BEIGE		EXTERIOR	BLDG. Y EAST	Negative	0
604	5/20/2018 13:39	RAMP	METAL	SOUTH	FAIR	GRAY		EXTERIOR	BLDG. Y EAST	Negative	0
605	5/20/2018 13:42	GUTTER	METAL	SOUTH	FAIR	TAN		EXTERIOR	BLDG. Y EAST	Negative	0
606	5/20/2018 13:42	FASCIA	METAL	SOUTH	FAIR	TAN		EXTERIOR	BLDG. Y EAST	Negative	0
607	5/20/2018 13:43	EAVES	WOOD	SOUTH	INTACT	BEIGE		EXTERIOR	BLDG. Y EAST	Negative	0
608	5/20/2018 13:45	WALL	WOOD	NORTH	INTACT	BEIGE		EXTERIOR	BLDG. Y EAST	Negative	0
609	5/20/2018 13:46	WALL FRAME	METAL	NORTH	INTACT	BEIGE		EXTERIOR	BLDG. Y EAST	Negative	0
610	5/20/2018 13:46	HVAC UNIT	METAL	NORTH	INTACT	BEIGE		EXTERIOR	BLDG. Y EAST	Negative	0.01
611	5/20/2018 13:47	CONDUIT	METAL	NORTH	INTACT	BEIGE		EXTERIOR	BLDG. Y EAST	Negative	0
612	5/20/2018 13:48	DOWNSPOUT	METAL	NORTH	INTACT	BEIGE		EXTERIOR	BLDG. Y EAST	Negative	0
613	5/20/2018 13:48	WINDOW GRATE	METAL	NORTH	FAIR	TAN		EXTERIOR	BLDG. Y EAST	Negative	0
614	5/20/2018 13:49	GUTTER	METAL	NORTH	FAIR	TAN		EXTERIOR	BLDG. Y EAST	Negative	0
615	5/20/2018 13:50	FASCIA	METAL	NORTH	FAIR	TAN		EXTERIOR	BLDG. Y EAST	Negative	0
616	5/20/2018 13:51	EAVES	METAL	NORTH	INTACT	BEIGE		EXTERIOR	BLDG. Y EAST	Negative	0
617	5/20/2018 13:54	WALL	DRYWALL	NORTH	INTACT	BEIGE		Y-4	BLDG. Y EAST	Negative	0
618	5/20/2018 13:55	WINDOW CASE	WOOD	NORTH	INTACT	BLACK		Y-4	BLDG. Y EAST	Negative	0
619	5/20/2018 13:56	DOOR	METAL	SOUTH	INTACT	TAN		Y-4	BLDG. Y EAST	Negative	0
620	5/20/2018 13:57	DOOR FRAME	METAL	SOUTH	INTACT	BLACK		Y-4	BLDG. Y EAST	Negative	0.01
621	5/20/2018 13:58	WALL	DRYWALL	WEST	INTACT	BEIGE		Y-4	BLDG. Y EAST	Negative	0
622	5/20/2018 14:00	WALL	DRYWALL	EAST	INTACT	BEIGE		Y-6	BLDG. Y EAST	Negative	0
623	5/20/2018 14:01	WINDOW CASE	WOOD	SOUTH	INTACT	BLACK		Y-6	BLDG. Y EAST	Negative	0.03
624	5/20/2018 14:03	WALL	DRYWALL	SOUTH	INTACT	BEIGE		Y-7	BLDG. Y EAST	Negative	0
625	5/20/2018 14:03	DOOR	METAL	SOUTH	INTACT	TAN		Y-7	BLDG. Y EAST	Negative	0
626	5/20/2018 14:04	DOOR FRAME	METAL	SOUTH	INTACT	BLACK		Y-7	BLDG. Y EAST	Negative	0
627	5/20/2018 14:09	WALL	METAL	EAST	FAIR	BEIGE		EXTERIOR	BLDG. Z WEST	Negative	0.3
628	5/20/2018 14:10	PIPE COVER	METAL	EAST	FAIR	BEIGE		EXTERIOR	BLDG. Z WEST	Negative	0

Inspector: Rodney Stansfield
CDPH: I-4364

Action Level: 1 mg/cm2

XRF Summary Table
Pacific High School
Buildings M, I, K, Y, Z, Auditorium, Cafeteria
May 2018

Reading No.	Time	Component	Substrate	Side	Condition	Color	Misc	Room	Building	Results	PbC
629	5/20/2018 14:10	CONDUIT	METAL	EAST	INTACT	BEIGE		EXTERIOR	BLDG. Z WEST	Negative	0.07
630	5/20/2018 14:11	ELEC. BOX	METAL	EAST	INTACT	BEIGE		EXTERIOR	BLDG. Z WEST	Negative	0
631	5/20/2018 14:12	FASCIA	METAL	EAST	INTACT	TAN		EXTERIOR	BLDG. Z WEST	Negative	0.4
632	5/20/2018 14:14	ROOF	METAL	EAST	PEELING	WHITE		EXTERIOR	BLDG. Z WEST	Negative	0.13
633	5/20/2018 14:15	CORR. FASCIA	METAL	EAST	FAIR	BEIGE		EXTERIOR	BLDG. Z WEST	Negative	0
634	5/20/2018 14:15	CORR. FASCIA FRAME	METAL	EAST	INTACT	BEIGE		EXTERIOR	BLDG. Z WEST	Negative	0.16
635	5/20/2018 14:17	WALL	METAL	SOUTH	FAIR	BEIGE		EXTERIOR	BLDG. Z WEST	Negative	0.11
636	5/20/2018 14:18	DOOR	METAL	SOUTH	INTACT	PURPLE		EXTERIOR	BLDG. Z WEST	Negative	0.8
637	5/20/2018 14:18	DOOR	METAL	SOUTH	INTACT	PURPLE		EXTERIOR	BLDG. Z WEST	Negative	0.8
638	5/20/2018 14:19	DOOR FRAME	METAL	SOUTH	FAIR	TAN		EXTERIOR	BLDG. Z WEST	Negative	0.11
639	5/20/2018 14:21	BLDG JOINT	METAL	SOUTH	INTACT	BEIGE		EXTERIOR	BLDG. Z WEST	Negative	0
640	5/20/2018 14:23	PORTICO CEILING	METAL	SOUTH	INTACT	WHITE		EXTERIOR	BLDG. Z WEST	Negative	0.13
641	5/20/2018 14:23	PORTICO CEILING BEAMS	METAL	SOUTH	FAIR	WHITE		EXTERIOR	BLDG. Z WEST	Negative	0.02
642	5/20/2018 14:24	CORR. FASCIA	METAL	SOUTH	FAIR	WHITE		EXTERIOR	BLDG. Z WEST	Negative	0
643	5/20/2018 14:25	CORR. FASCIA FRAME	METAL	SOUTH	FAIR	WHITE		EXTERIOR	BLDG. Z WEST	Negative	0.08
644	5/20/2018 14:25	UPPER WALL	METAL	SOUTH	INTACT	BEIGE		EXTERIOR	BLDG. Z WEST	Negative	0.07
645	5/20/2018 14:27	SMOOTH WALL PANELS	METAL	SOUTH	INTACT	BEIGE		EXTERIOR	BLDG. Z WEST	Negative	0.01
646	5/20/2018 14:31	WALL	METAL	NORTH	INTACT	BEIGE		EXTERIOR	BLDG. Z WEST	Negative	0.3
647	5/20/2018 14:32	SMOOTH WALL PANEL	METAL	NORTH	INTACT	BEIGE		EXTERIOR	BLDG. Z WEST	Negative	0
648	5/20/2018 14:33	DOOR	METAL	NORTH	INTACT	PURPLE		EXTERIOR	BLDG. Z WEST	Negative	0.5
649	5/20/2018 14:34	DOOR FRAME	METAL	NORTH	INTACT	TAN		EXTERIOR	BLDG. Z WEST	Negative	0.08
650	5/20/2018 14:35	EAVES	METAL	NORTH	FAIR	TAN		EXTERIOR	BLDG. Z WEST	Negative	0.09
651	5/20/2018 14:36	FASCIA	METAL	NORTH	FAIR	TAN		EXTERIOR	BLDG. Z WEST	Negative	0.05
652	5/20/2018 14:36	FASCIA	METAL	NORTH	FAIR	TAN		EXTERIOR	BLDG. Z WEST	Negative	0.11
653	5/20/2018 14:37	BLDG JOINT	METAL	NORTH	INTACT	BEIGE		EXTERIOR	BLDG. Z WEST	Negative	0
654	5/20/2018 14:37	CONDUIT	METAL	NORTH	FAIR	BEIGE		EXTERIOR	BLDG. Z WEST	Negative	0
655	5/20/2018 14:39	WALL	METAL	WEST	FAIR	BEIGE		EXTERIOR	BLDG. Z WEST	Negative	0.19
656	5/20/2018 14:40	FASCIA	METAL	WEST	INTACT	TAN		EXTERIOR	BLDG. Z WEST	Negative	0.01
657	5/20/2018 14:41	ROOF	METAL	WEST	PEELING	WHITE		EXTERIOR	BLDG. Z WEST	Negative	0.01

Inspector: Rodney Stansfield
CDPH: I-4364

Action Level: 1 mg/cm2

XRF Summary Table
Pacific High School
Buildings M, I, K, Y, Z, Auditorium, Cafeteria
May 2018

Reading No.	Time	Component	Substrate	Side	Condition	Color	Misc	Room	Building	Results	PbC
658	5/20/2018 14:46	WALL	METAL	SOUTH	INTACT	BEIGE		Z-1	BLDG. Z WEST	Negative	0.13
659	5/20/2018 14:46	WINDOW CASE	METAL	SOUTH	FAIR	BEIGE		Z-1	BLDG. Z WEST	Negative	0.07
660	5/20/2018 14:48	WALL	METAL	NORTH	FAIR	BEIGE		Z-1	BLDG. Z WEST	Negative	0.05
661	5/20/2018 14:49	DOOR	METAL	NORTH	FAIR	PURPLE		Z-1	BLDG. Z WEST	Negative	0
662	5/20/2018 14:49	DOOR FRAME	METAL	NORTH	FAIR	BROWN		Z-1	BLDG. Z WEST	Negative	0.12
663	5/20/2018 14:51	DOOR FRAME	METAL	SOUTH	FAIR	TAN		Z-2	BLDG. Z WEST	Negative	0.19
664	5/20/2018 14:52	WALL	METAL	EAST	FAIR	BEIGE		Z-2	BLDG. Z WEST	Negative	0.12
665	5/20/2018 14:52	WALL	METAL	WEST	FAIR	BEIGE		Z-2	BLDG. Z WEST	Negative	0.02
666	5/20/2018 14:55	DOOR	METAL	NORTH	INTACT	TAN		Z-2	BLDG. Z WEST	Negative	0.4
667	5/20/2018 14:56	DOOR FRAME	METAL	NORTH	INTACT	TAN		Z-2	BLDG. Z WEST	Negative	0.06
668	5/20/2018 14:58	WALL	FIBERBOARD	NORTH	INTACT	TAN		Z-2	BLDG. Z WEST	Negative	0
669	5/20/2018 14:59	WALL	METAL	SOUTH	INTACT	BEIGE		Z-3	BLDG. Z WEST	Negative	0.01
670	5/20/2018 15:02	WALL	WOOD	WEST	INTACT	BEIGE		EXTERIOR	BLDG. Z EAST	Negative	0
671	5/20/2018 15:03	WALL BASE	METAL	WEST	INTACT	BEIGE		EXTERIOR	BLDG. Z EAST	Negative	0
672	5/20/2018 15:04	FASCIA	METAL	WEST	INTACT	TAN		EXTERIOR	BLDG. Z EAST	Negative	0
673	5/20/2018 15:04	FLASHING	METAL	WEST	INTACT	TAN		EXTERIOR	BLDG. Z EAST	Negative	0
674	5/20/2018 15:06	HANDRAIL	METAL	NORTH	INTACT	BEIGE		EXTERIOR	BLDG. Z EAST	Negative	0
675	5/20/2018 15:07	RAMP BASE	WOOD	NORTH	FAIR	TAN		EXTERIOR	BLDG. Z EAST	Negative	0
676	5/20/2018 15:08	RAMP	METAL	NORTH	FAIR	GRAY		EXTERIOR	BLDG. Z EAST	Negative	0.4
677	5/20/2018 15:09	WALL	WOOD	NORTH	INTACT	BEIGE		EXTERIOR	BLDG. Z EAST	Negative	0
678	5/20/2018 15:10	PARTITION WALL	WOOD	NORTH	FAIR	BEIGE		EXTERIOR	BLDG. Z EAST	Negative	0
679	5/20/2018 15:11	DOOR	METAL	NORTH	FAIR	PURPLE		EXTERIOR	BLDG. Z EAST	Negative	0
680	5/20/2018 15:11	DOOR FRAME	METAL	NORTH	FAIR	TAN		EXTERIOR	BLDG. Z EAST	Negative	0.01
681	5/20/2018 15:12	DOOR TRIM	WOOD	NORTH	FAIR	TAN		EXTERIOR	BLDG. Z EAST	Negative	0
682	5/20/2018 15:12	CORNER FRAME	METAL	NORTH	FAIR	TAN		EXTERIOR	BLDG. Z EAST	Negative	0
683	5/20/2018 15:13	CORNER FRAME	WOOD	NORTH	FAIR	TAN		EXTERIOR	BLDG. Z EAST	Negative	0
684	5/20/2018 15:13	DOWNSPOUT	WOOD	NORTH	FAIR	TAN		EXTERIOR	BLDG. Z EAST	Negative	0
685	5/20/2018 15:16	WINDOW GRATE	METAL	NORTH	FAIR	TAN		EXTERIOR	BLDG. Z EAST	Negative	0
686	5/20/2018 15:17	WALL BASE	METAL	NORTH	INTACT	BEIGE		EXTERIOR	BLDG. Z EAST	Negative	0
687	5/20/2018 15:18	GUTTER	METAL	NORTH	FAIR	TAN		EXTERIOR	BLDG. Z EAST	Negative	0
688	5/20/2018 15:19	FASCIA	METAL	NORTH	FAIR	TAN		EXTERIOR	BLDG. Z EAST	Negative	0
689	5/20/2018 15:19	EAVES	WOOD	NORTH	INTACT	BEIGE		EXTERIOR	BLDG. Z EAST	Null	0
690	5/20/2018 15:20	EAVES	WOOD	NORTH	INTACT	BEIGE		EXTERIOR	BLDG. Z EAST	Null	0

Inspector: Rodney Stansfield
CDPH: I-4364

Action Level: 1 mg/cm2

XRF Summary Table
Pacific High School
Buildings M, I, K, Y, Z, Auditorium, Cafeteria
May 2018

Reading No.	Time	Component	Substrate	Side	Condition	Color	Misc	Room	Building	Results	PbC
691	5/20/2018 15:20	EAVES	WOOD	NORTH	INTACT	BEIGE		EXTERIOR	BLDG. Z EAST	Negative	0
692	5/20/2018 15:25	GUTTER	METAL	SOUTH	FAIR	TAN		EXTERIOR	BLDG. Z EAST	Negative	0
693	5/20/2018 15:25	FASCIA	METAL	SOUTH	FAIR	TAN		EXTERIOR	BLDG. Z EAST	Negative	0
694	5/20/2018 15:26	EAVES	WOOD	SOUTH	INTACT	BEIGE		EXTERIOR	BLDG. Z EAST	Negative	0
695	5/20/2018 15:27	WALL	WOOD	SOUTH	INTACT	BEIGE		EXTERIOR	BLDG. Z EAST	Negative	0
696	5/20/2018 15:27	FRAME	WOOD	SOUTH	INTACT	BEIGE		EXTERIOR	BLDG. Z EAST	Negative	0
697	5/20/2018 15:28	WALL BASE	METAL	SOUTH	INTACT	BEIGE		EXTERIOR	BLDG. Z EAST	Negative	0
698	5/20/2018 15:29	WINDOW GRATE	METAL	SOUTH	FAIR	TAN		EXTERIOR	BLDG. Z EAST	Negative	0
699	5/20/2018 15:29	DOWNSPOUT	METAL	SOUTH	INTACT	BEIGE		EXTERIOR	BLDG. Z EAST	Negative	0
700	5/20/2018 15:30	CONDUIT	METAL	SOUTH	INTACT	BEIGE		EXTERIOR	BLDG. Z EAST	Negative	0
701	5/20/2018 15:30	HVAC UNIT	METAL	SOUTH	FAIR	BEIGE		EXTERIOR	BLDG. Z EAST	Negative	0
702	5/20/2018 15:31	PARTITION WALL	WOOD	SOUTH	CRACKED	BEIGE		EXTERIOR	BLDG. Z EAST	Negative	0
703	5/20/2018 15:34	BOLLARDS	METAL	NORTH	PEELING	RED		EXTERIOR	BLDG. Z EAST	Negative	0.2
704	5/20/2018 15:35	FIREPLUG	METAL	NORTH	INTACT	RED		EXTERIOR	BLDG. Z EAST	Negative	0
705	5/20/2018 15:36	WALL	DRYWALL	NORTH	INTACT	BEIGE		Z-4	BLDG. Z EAST	Negative	0
706	5/20/2018 15:37	WINDOW CASE	WOOD	NORTH	INTACT	BLACK		Z-4	BLDG. Z EAST	Negative	0
707	5/20/2018 15:38	DOOR	METAL	NORTH	INTACT	TAN		Z-4	BLDG. Z EAST	Negative	0
708	5/20/2018 15:38	DOOR FRAME	METAL	NORTH	INTACT	BLACK		Z-4	BLDG. Z EAST	Negative	0
709	5/20/2018 15:40	WALL	DRYWALL	WEST	INTACT	BEIGE		Z-5	BLDG. Z EAST	Negative	0
710	5/20/2018 15:41	WALL	DRYWALL	EAST	INTACT	BEIGE		Z-5	BLDG. Z EAST	Negative	0
711	5/20/2018 15:41	WALL	DRYWALL	SOUTH	INTACT	BEIGE		Z-5	BLDG. Z EAST	Negative	0
712	5/20/2018 15:42	WINDOW CASE	WOOD	SOUTH	INTACT	BLACK		Z-5	BLDG. Z EAST	Negative	0
713	5/20/2018 15:44	WALL	DRYWALL	EAST	INTACT	BEIGE		Z-6	BLDG. Z EAST	Negative	0
714	5/20/2018 15:45	WALL PANEL	WOOD	EAST	INTACT	BEIGE		Z-6	BLDG. Z EAST	Negative	0
715	5/20/2018 15:46	DOOR	METAL	NORTH	INTACT	TAN		Z-6	BLDG. Z EAST	Negative	0
716	5/20/2018 15:46	DOOR FRAME	METAL	NORTH	INTACT	BLACK		Z-6	BLDG. Z EAST	Negative	0
717	***5/20/2018 16:35***	***DOOR FRAME***	***WOOD***	***SOUTH***	***INTACT***	***BROWN***		***K-3 HALLWAY***	***BLDG. K***	***Positive***	***1.9***
718	5/20/2018 16:36	DOOR	METAL	SOUTH	FAIR	PURPLE		K-3 HALLWAY	BLDG. K	Negative	0
719	***5/20/2018 16:39***	***WALL***	***BRICK***	***SOUTH***	***INTACT***	***WHITE***		***K-3 HALLWAY***	***BLDG. K***	***Positive***	***1.1***
720	5/20/2018 16:41	OFFICE DOOR FRAME	WOOD	EAST	INTACT	BROWN		K-3 HALLWAY	BLDG. K	Negative	0

Inspector: Rodney Stansfield
CDPH: I-4364

Action Level: 1 mg/cm2

XRF Summary Table
Pacific High School
Buildings M, I, K, Y, Z, Auditorium, Cafeteria
May 2018

Reading No.	Time	Component	Substrate	Side	Condition	Color	Misc	Room	Building	Results	PbC
721	5/20/2018 16:41	OFFICE HALF DOOR	WOOD	EAST	INTACT	BROWN		K-3 HALLWAY	BLDG. K	Negative	0
722	5/20/2018 16:42	WALL	DRYWALL	EAST	INTACT	WHITE		K-3 HALLWAY	BLDG. K	Negative	0
723	5/20/2018 16:43	BENCH	WOOD	EAST	INTACT	VARNISH		K-3 HALLWAY	BLDG. K	Negative	0
724	5/20/2018 16:44	OFFICE DOOR FRAME	METAL	EAST	INTACT	BROWN		K-3 HALLWAY	BLDG. K	Negative	0
725	5/20/2018 16:44	OFFICE DOOR	METAL	EAST	INTACT	BROWN		K-3 HALLWAY	BLDG. K	Negative	0
726	5/20/2018 16:45	WALL	DRYWALL	WEST	INTACT	WHITE		K-3 HALLWAY	BLDG. K	Negative	0.01
727	5/20/2018 16:47	FLOOR	CERAMIC TILE		INTACT	LT GRAY		K-3 RESTROOM	BLDG. K	Negative	0
728	5/20/2018 16:47	DOOR	METAL	EAST	INTACT	BROWN		K-3 RESTROOM	BLDG. K	Negative	0
729	5/20/2018 16:48	DOOR FRAME	METAL	EAST	FAIR	BROWN		K-3 RESTROOM	BLDG. K	Negative	0
730	5/20/2018 16:49	WALL	CERAMIC TILE	NORTH	INTACT	WHITE		K-3 RESTROOM	BLDG. K	Negative	0.01
731	5/20/2018 16:50	WALL	CERAMIC TILE	NORTH	INTACT	BROWN		K-3 RESTROOM	BLDG. K	Negative	0.02
732	5/20/2018 16:50	TOILET	CERAMIC	WEST	INTACT	WHITE		K-3 RESTROOM	BLDG. K	Negative	0.01
733	5/20/2018 16:51	TOILET	CERAMIC	WEST	INTACT	WHITE		K-3 RESTROOM	BLDG. K	Negative	0.01

Inspector: Rodney Stansfield
CDPH: I-4364

Action Level: 1 mg/cm2

XRF Summary Table
Pacific High School
Buildings M, I, K, Y, Z, Auditorium, Cafeteria
May 2018

Reading No.	Time	Component	Substrate	Side	Condition	Color	Misc	Room	Building	Results	PbC
734	5/20/2018 16:51	SINK	CERAMIC	EAST	INTACT	WHITE		K-3 RESTROOM	BLDG. K	Negative	0.02
735	5/20/2018 17:01	WALL	DRYWALL	NORTH	INTACT	WHITE		K-3 EAST OFFICES	BLDG. K	Negative	0
736	***5/20/2018 17:03***	***WALL FRAME***	***METAL***	***NORTH***	***INTACT***	***WHITE***		***K-3 EAST OFFICES***	***BLDG. K***	***Positive***	***1.4***
737	5/20/2018 17:04	WALL	DRYWALL	WEST	INTACT	WHITE		K-3 EAST OFFICES	BLDG. K	Negative	0
738	5/20/2018 17:05	DOOR	METAL	WEST	INTACT	BROWN		K-3 EAST OFFICES	BLDG. K	Negative	0.02
739	5/20/2018 17:05	DOOR FRAME	METAL	WEST	INTACT	BROWN		K-3 EAST OFFICES	BLDG. K	Negative	0
740	5/20/2018 17:06	WALL	DRYWALL	SOUTH	INTACT	WHITE		K-3 EAST OFFICES	BLDG. K	Negative	0.04
741	5/20/2018 17:07	WALL	DRYWALL	EAST	INTACT	WHITE		K-3 EAST OFFICES	BLDG. K	Negative	0.01
742	5/20/2018 17:09	WINDOW CASE	METAL	SOUTH	FAIR	BLACK		K-3 SOUTH OFFICE	BLDG. K	Negative	0
743	5/20/2018 17:10	WINDOW FRAME	METAL	SOUTH	INTACT	BLACK		K-3 SOUTH OFFICE	BLDG. K	Negative	0
744	5/20/2018 17:11	WALL	METAL	NORTH	INTACT	WHITE		K-3 SOUTH OFFICE	BLDG. K	Negative	0
745	5/20/2018 17:12	WALL TRIM	WOOD	NORTH	INTACT	WHITE		K-3 SOUTH OFFICE	BLDG. K	Negative	0.13
746	5/20/2018 17:14	UPPER WALL	PLASTER	NORTH	INTACT	WHITE		K-3 SOUTH OFFICE	BLDG. K	Negative	0.01
747	5/20/2018 17:15	WALL	PLASTER	EAST	INTACT	WHITE		K-3 SOUTH OFFICE	BLDG. K	Negative	0.03
748	5/20/2018 17:16	WINDOW CASE	WOOD	EAST	INTACT	WHITE		K-3 SOUTH OFFICE	BLDG. K	Negative	0.06
749	5/20/2018 17:16	DOOR	WOOD	EAST	INTACT	BROWN		K-3 SOUTH OFFICE	BLDG. K	Negative	0.3

Inspector: Rodney Stansfield
CDPH: I-4364

Action Level: 1 mg/cm2

XRF Summary Table
Pacific High School
Buildings M, I, K, Y, Z, Auditorium, Cafeteria
May 2018

Reading No.	Time	Component	Substrate	Side	Condition	Color	Misc	Room	Building	Results	PbC
750	5/20/2018 17:17	DOOR FRAME	WOOD	EAST	INTACT	BROWN		K-3 SOUTH OFFICE	BLDG. K	Negative	0.01
751	5/20/2018 17:17	DOOR FRAME	WOOD	EAST	INTACT	BROWN		K-3 SOUTH OFFICE	BLDG. K	Negative	0.26
752	***5/20/2018 17:19***	***DOOR FRAME***	***WOOD***	***SOUTH***	***INTACT***	***TAN***		***K-4***	***BLDG. K***	***Positive***	***2.2***
753	5/20/2018 17:19	DOOR	METAL	SOUTH	INTACT	TAN		K-4	BLDG. K	Negative	0.02
754	5/20/2018 17:20	WINDOW CASE	WOOD	WEST	INTACT	TAN		K-4	BLDG. K	Negative	0.16
755	5/20/2018 17:22	WALL	PLASTER	WEST	INTACT	WHITE		K-4	BLDG. K	Negative	0.25
756	5/20/2018 17:22	WALL	DRYWALL	WEST	INTACT	WHITE		K-4	BLDG. K	Negative	0
757	5/20/2018 17:23	CABINET	WOOD	NORTH	INTACT	TAN		K-4	BLDG. K	Negative	0.05
758	5/20/2018 17:24	COUNTER	WOOD	NORTH	INTACT	VARNISH		K-4	BLDG. K	Negative	0.01
759	***5/20/2018 17:25***	***COUNTER MOLDING***	***WOOD***	***NORTH***	***INTACT***	***WHITE***		***K-4***	***BLDG. K***	***Positive***	***2.1***
760	5/20/2018 17:26	WALL	BRICK	NORTH	INTACT	WHITE		K-4	BLDG. K	Negative	0.05
761	***5/20/2018 17:27***	***WALL FRAMING***	***METAL***	***NORTH***	***INTACT***	***WHITE***		***K-4***	***BLDG. K***	***Positive***	***4.4***
762	5/20/2018 17:29	WALL FRAMING BEAM	METAL	NORTH	INTACT	WHITE		K-4	BLDG. K	Negative	0.05
763	5/20/2018 17:30	WALL PANEL	WOOD	NORTH	INTACT	WHITE		K-4	BLDG. K	Negative	0
764	5/20/2018 17:31	WALL BRACING	WOOD	NORTH	INTACT	WHITE		K-4	BLDG. K	Negative	0
765	5/20/2018 17:32	DOOR	METAL	NORTH	INTACT	TAN		K-4	BLDG. K	Negative	0
766	***5/20/2018 17:32***	***DOOR FRAME***	***WOOD***	***NORTH***	***INTACT***	***TAN***		***K-4***	***BLDG. K***	***Positive***	***1.7***
767	5/20/2018 17:33	WALL	BRICK	EAST	INTACT	WHITE		K-4	BLDG. K	Negative	0.05
768	***5/20/2018 17:36***	***WALL FRAMING***	***METAL***	***EAST***	***INTACT***	***WHITE***		***K-4***	***BLDG. K***	***Positive***	***1***
769	5/20/2018 17:38	WALL FRAMING BEAM	METAL	EAST	INTACT	WHITE		K-4	BLDG. K	Negative	0.03
770	5/20/2018 17:39	WALL PANEL	WOOD	EAST	INTACT	WHITE		K-4	BLDG. K	Negative	0
771	5/20/2018 17:39	WALL PANEL FRAME	METAL	EAST	INTACT	WHITE		K-4	BLDG. K	Negative	0.5
772	5/20/2018 17:41	WALL	DRYWALL	SOUTH	INTACT	WHITE		K-4	BLDG. K	Negative	0
773	5/20/2018 17:42	WALL	BRICK	SOUTH	INTACT	BEIGE		K-4 LAUNDRY	BLDG. K	Negative	0.5
774	5/20/2018 17:42	WALL	BRICK	SOUTH	INTACT	BEIGE		K-4 LAUNDRY	BLDG. K	Negative	0.07

Inspector: Rodney Stansfield
CDPH: I-4364

Action Level: 1 mg/cm2

XRF Summary Table
Pacific High School
Buildings M, I, K, Y, Z, Auditorium, Cafeteria
May 2018

Reading No.	Time	Component	Substrate	Side	Condition	Color	Misc	Room	Building	Results	PbC
775	5/20/2018 17:43	WALL	BRICK	EAST	INTACT	BEIGE		K-4 LAUNDRY	BLDG. K	Negative	0.08
776	5/20/2018 17:43	CABINET	WOOD	EAST	INTACT	BROWN		K-4 LAUNDRY	BLDG. K	Negative	0.01
777	5/20/2018 17:44	CABINET MOLDING	WOOD	EAST	FAIR	BEIGE		K-4 LAUNDRY	BLDG. K	Negative	0.01
778	5/20/2018 17:45	WALL PANEL	WOOD	EAST	INTACT	WHITE		K-4 LAUNDRY	BLDG. K	Negative	0
779	5/20/2018 17:46	WALL PANEL FRAME	WOOD	EAST	INTACT	TAN		K-4 LAUNDRY	BLDG. K	Negative	0.19
780	5/20/2018 17:46	WALL	DRYWALL	WEST	INTACT	BEIGE		K-4 LAUNDRY	BLDG. K	Negative	0
781	5/20/2018 17:47	DOOR	METAL	WEST	INTACT	BROWN		K-4 LAUNDRY	BLDG. K	Negative	0
782	5/20/2018 17:47	DOOR FRAME	METAL	WEST	INTACT	BROWN		K-4 LAUNDRY	BLDG. K	Negative	0
783	5/20/2018 17:55	WALL	BRICK	SOUTH	INTACT	WHITE		K-1 MENS RESTROOM	BLDG. K	Negative	0.01
784	5/20/2018 17:56	WALL	BRICK	WEST	INTACT	WHITE		K-1 MENS RESTROOM	BLDG. K	Negative	0.01
785	5/20/2018 17:56	DOOR	METAL	WEST	INTACT	PURPLE		K-1 MENS RESTROOM	BLDG. K	Negative	0
786	5/20/2018 17:57	DOOR FRAME	WOOD	WEST	INTACT	BLACK		K-1 MENS RESTROOM	BLDG. K	Negative	0
787	5/20/2018 17:58	WINDOW CASE	WOOD	WEST	INTACT	BLACK		K-1 MENS RESTROOM	BLDG. K	Negative	0.6
788	5/20/2018 17:59	WALL	PLASTER	NORTH	INTACT	WHITE		K-1 MENS RESTROOM	BLDG. K	Negative	0.03

Inspector: Rodney Stansfield
CDPH: I-4364

Action Level: 1 mg/cm2

XRF Summary Table
Pacific High School
Buildings M, I, K, Y, Z, Auditorium, Cafeteria
May 2018

Reading No.	Time	Component	Substrate	Side	Condition	Color	Misc	Room	Building	Results	PbC
789	5/20/2018 17:59	URINAL	CERAMIC	NORTH	INTACT	WHITE		K-1 MENS RESTROOM	BLDG. K	Negative	0.05
790	***5/20/2018 18:00***	***SINK***	***CERAMIC***	***NORTH***	***INTACT***	***WHITE***		***K-1 MENS RESTROOM***	***BLDG. K***	***Positive***	***30***
791	5/20/2018 18:00	TOILET	CERAMIC	NORTH	INTACT	WHITE		K-1 MENS RESTROOM	BLDG. K	Negative	0.01
792	5/20/2018 18:01	FLOOR	CERAMIC MOSAIC TILE		INTACT	BROWN		K-1 MENS RESTROOM	BLDG. K	Negative	0.01
793	***5/20/2018 18:02***	***BASEBOARD***	***CERAMIC TILE***	***EAST***	***INTACT***	***BROWN***		***K-1 MENS RESTROOM***	***BLDG. K***	***Positive***	***6.5***
794	***5/20/2018 18:03***	***SHOWER WALLS***	***CERAMIC TILE***	***EAST***	***INTACT***	***BEIGE***		***K-1 MENS RESTROOM***	***BLDG. K***	***Positive***	***7.5***
795	5/20/2018 18:03	WALL	PLASTER	EAST	INTACT	WHITE		K-1 MENS RESTROOM	BLDG. K	Negative	0.02
796	5/20/2018 18:06	CEILING	PLASTER		INTACT	WHITE		K-1 MENS RESTROOM	BLDG. K	Negative	0.04
797	5/20/2018 18:10	DOOR	WOOD	SOUTH	INTACT	TAN		K-2	BLDG. K	Negative	0
798	5/20/2018 18:10	DOOR FRAME	METAL	SOUTH	INTACT	TAN		K-2	BLDG. K	Negative	0.05
799	5/20/2018 18:12	WALL	PLASTER	EAST	INTACT	BEIGE		K-2	BLDG. K	Negative	0
800	5/20/2018 18:13	WALL	DRYWALL	SOUTH	INTACT	BEIGE		K-2	BLDG. K	Negative	0
801	5/20/2018 18:14	WALL	BRICK	WEST	INTACT	BEIGE		K-2	BLDG. K	Negative	0.15
802	***5/20/2018 18:16***	***WALL FRAMING***	***METAL***	***WEST***	***INTACT***	***BEIGE***		***K-2***	***BLDG. K***	***Positive***	***1.1***
803	5/20/2018 18:17	WALL BEAMS	CONCRETE	WEST	INTACT	BEIGE		K-2	BLDG. K	Negative	0.01
804	5/20/2018 18:18	WINDOW CASE	WOOD	WEST	INTACT	BEIGE		K-2	BLDG. K	Negative	0
805	5/20/2018 18:19	WINDOW FRAME	METAL	WEST	INTACT	BLACK		K-2	BLDG. K	Negative	0
806	5/20/2018 18:19	WINDOW TRIM	WOOD	WEST	INTACT	BEIGE		K-2	BLDG. K	Negative	0

Inspector: Rodney Stansfield
CDPH: I-4364

Action Level: 1 mg/cm2

XRF Summary Table
Pacific High School
Buildings M, I, K, Y, Z, Auditorium, Cafeteria
May 2018

Reading No.	Time	Component	Substrate	Side	Condition	Color	Misc	Room	Building	Results	PbC
807	5/20/2018 18:20	WALL	PLASTER	NORTH	INTACT	BEIGE		K-2	BLDG. K	Negative	0
808	5/20/2018 18:21	WALL	BRICK	NORTH	INTACT	BEIGE		K-2	BLDG. K	Negative	0.4
809	5/20/2018 18:21	DOOR	METAL	NORTH	INTACT	TAN		K-2	BLDG. K	Negative	0
810	5/20/2018 18:22	DOOR FRAME	METAL	NORTH	INTACT	TAN		K-2	BLDG. K	Negative	0
811	***5/20/2018 18:25***	***SINK***	***CERAMIC***	***NORTH***	***INTACT***	***WHITE***		***CUSTODIAN***	***BLDG. K***	***Positive***	***8***
812	5/20/2018 18:26	WALL	PLASTER	EAST	POOR	WHITE		CUSTODIAN	BLDG. K	Negative	0.14
813	***5/20/2018 18:27***	***DOOR FRAME***	***WOOD***	***EAST***	***FAIR***	***BEIGE***		***CUSTODIAN***	***BLDG. K***	***Positive***	***3.1***
814	5/20/2018 18:28	DOOR	METAL	SOUTH	FAIR	PURPLE		CUSTODIAN	BLDG. K	Negative	0.21
815	5/20/2018 18:29	WALL	BRICK	SOUTH	INTACT	BROWN		EXTERIOR	BLDG. K	Negative	0
816	5/20/2018 18:30	WINDOW SILL	CONCRETE	SOUTH	FAIR	BROWN		EXTERIOR	BLDG. K	Negative	0.02
817	***5/20/2018 18:31***	***WINDOW SILL***	***WOOD***	***SOUTH***	***FAIR***	***BROWN***		***EXTERIOR***	***BLDG. K***	***Positive***	***1***
818	5/20/2018 18:32	WINDOW CASE	WOOD	SOUTH	FAIR	BROWN		EXTERIOR	BLDG. K	Negative	0.11
819	5/20/2018 18:32	WINDOW FRAME	METAL	SOUTH	FAIR	BROWN		EXTERIOR	BLDG. K	Negative	0
820	5/20/2018 18:33	WINDOW	WOOD	SOUTH	INTACT	BROWN		EXTERIOR	BLDG. K	Negative	0
821	5/20/2018 18:35	WINDOW CASE	WOOD	WEST	FAIR	BROWN		EXTERIOR	BLDG. K	Negative	0.23
822	5/20/2018 18:35	WINDOW SILL	WOOD	WEST	FAIR	BROWN		EXTERIOR	BLDG. K	Negative	0.05
823	5/20/2018 18:36	WINDOW SILL	CONCRETE	WEST	INTACT	BROWN		EXTERIOR	BLDG. K	Negative	0.01
824	5/20/2018 18:36	WALL	BRICK	WEST	INTACT	BROWN		EXTERIOR	BLDG. K	Negative	0.01
825	5/20/2018 18:37	DRINKING FOUNTAIN	CERAMIC	WEST	INTACT	WHITE		EXTERIOR	BLDG. K	Negative	0
826	5/20/2018 18:39	FASCIA	WOOD	WEST	FAIR	TAN		EXTERIOR	BLDG. K	Negative	0.5
827	5/20/2018 18:39	FLASHING	METAL	WEST	INTACT	TAN		EXTERIOR	BLDG. K	Negative	0.03
828	5/20/2018 18:41	EAVES	WOOD	SOUTH	FAIR	BEIGE		EXTERIOR	BLDG. K	Negative	0.4
829	5/20/2018 18:42	INNER FASCIA	WOOD	SOUTH	INTACT	BROWN		EXTERIOR	BLDG. K	Negative	0.8
830	5/20/2018 18:44	DOOR	METAL	SOUTH	INTACT	PURPLE		EXTERIOR	BLDG. K	Negative	-0.04
831	5/20/2018 18:44	DOOR	METAL	SOUTH	INTACT	PURPLE		EXTERIOR	BLDG. K	Negative	0.08
832	5/20/2018 18:45	DOOR FRAME	WOOD	SOUTH	INTACT	TAN		EXTERIOR	BLDG. K	Negative	0.27
833	5/20/2018 18:45	DOOR FRAME	WOOD	SOUTH	INTACT	TAN		EXTERIOR	BLDG. K	Negative	0.3
834	5/20/2018 18:46	OUTER FASCIA	WOOD	SOUTH	FAIR	TAN		EXTERIOR	BLDG. K	Negative	0.28
835	5/20/2018 18:47	GUTTER	METAL	SOUTH	FAIR	TAN		EXTERIOR	BLDG. K	Negative	0

Inspector: Rodney Stansfield
CDPH: I-4364

Action Level: 1 mg/cm2

XRF Summary Table
Pacific High School
Buildings M, I, K, Y, Z, Auditorium, Cafeteria
May 2018

Reading No.	Time	Component	Substrate	Side	Condition	Color	Misc	Room	Building	Results	PbC
836	***5/20/2018 18:48***	***FLASHING***	***METAL***	***SOUTH***	***FAIR***	***TAN***		***EXTERIOR***	***BLDG. K***	***Positive***	***1.8***
837	5/20/2018 18:51	UPPER FASCIA	METAL	SOUTH	FAIR	TAN		EXTERIOR ROOF	BLDG. K	Negative	0.08
838	***5/20/2018 18:51***	***EAVES***	***WOOD***	***SOUTH***	***FAIR***	***BEIGE***		***EXTERIOR ROOF***	***BLDG. K***	***Positive***	***2.6***
839	5/20/2018 18:52	WALL PANELS	METAL	SOUTH	INTACT	BROWN		EXTERIOR ROOF	BLDG. K	Negative	0
840	5/20/2018 18:52	WALL PANEL FRAME	METAL	SOUTH	INTACT	BROWN		EXTERIOR ROOF	BLDG. K	Negative	0
841	5/20/2018 18:53	BASE FLASHING	METAL	SOUTH	PEELING	BROWN		EXTERIOR ROOF	BLDG. K	Negative	0.09
842	5/20/2018 18:54	CORR. WALL PANELS	METAL	WEST	FAIR	BROWN		EXTERIOR ROOF	BLDG. K	Negative	0.13
843	5/20/2018 18:55	UPPER FASCIA	METAL	WEST	INTACT	TAN		EXTERIOR ROOF	BLDG. K	Negative	0.18
844	5/20/2018 18:55	FLASHING	METAL	WEST	FAIR	TAN		EXTERIOR ROOF	BLDG. K	Negative	0.1
845	5/20/2018 18:59	DOWNSPOUT	METAL	EAST	INTACT	BROWN		EXTERIOR	BLDG. K	Negative	0
846	5/20/2018 19:00	WALL	BRICK	EAST	INTACT	BROWN		EXTERIOR	BLDG. K	Negative	0.01
847	5/20/2018 19:01	WALL	STUCCO	EAST	INTACT	BROWN		EXTERIOR	BLDG. K	Negative	0
848	5/20/2018 19:01	WALL	STUCCO	EAST	INTACT	BROWN		EXTERIOR	BLDG. K	Negative	0.01
849	5/20/2018 19:05	WALL LEDGE	CONCRETE	EAST	INTACT	BROWN		EXTERIOR	BLDG. K	Negative	0.8
850	5/20/2018 19:08	WALL LEDGE	CONCRETE	NORTH	INTACT	BROWN		EXTERIOR	BLDG. K	Negative	0.02
851	5/20/2018 19:09	WALL	STUCCO	NORTH	INTACT	BROWN		EXTERIOR	BLDG. K	Negative	0
852	***5/20/2018 19:10***	***EAVES***	***WOOD***	***NORTH***	***FAIR***	***BEIGE***		***EXTERIOR***	***BLDG. K***	***Positive***	***2.4***
853	5/20/2018 19:11	WALL	BRICK	NORTH	INTACT	BROWN		EXTERIOR	BLDG. K	Negative	0.01
854	***5/20/2018 19:13***	***WALL PANEL***	***METAL***	***NORTH***	***INTACT***	***BROWN***		***EXTERIOR***	***BLDG. K***	***Positive***	***9.6***
855	***5/20/2018 19:13***	***WALL PANEL***	***METAL***	***NORTH***	***INTACT***	***BROWN***		***EXTERIOR***	***BLDG. K***	***Positive***	***5.3***
856	5/20/2018 19:16	WINDOW CASE	WOOD	WEST	FAIR	BROWN		EXTERIOR	BLDG. K	Negative	0
857	5/20/2018 19:16	WINDOW CASE	WOOD	WEST	FAIR	BROWN		EXTERIOR	BLDG. K	Negative	0
858	5/20/2018 19:17	DOOR	METAL	NW	FAIR	PURPLE		EXTERIOR	BLDG. K	Negative	0
859	5/20/2018 19:18	DOOR FRAME	WOOD	NW	INTACT	TAN		EXTERIOR	BLDG. K	Negative	0.3
860	5/20/2018 19:18	DOOR FRAME	WOOD	NW	INTACT	BROWN		EXTERIOR	BLDG. K	Negative	0.21
861	5/20/2018 19:20	FASCIA	METAL	NORTH	INTACT	TAN		EXTERIOR	BLDG. K	Negative	0

Inspector: Rodney Stansfield
CDPH: I-4364

Action Level: 1 mg/cm2

XRF Summary Table
Pacific High School
Buildings M, I, K, Y, Z, Auditorium, Cafeteria
May 2018

Reading No.	Time	Component	Substrate	Side	Condition	Color	Misc	Room	Building	Results	PbC
862	5/20/2018 19:23			CALIBRATE						Positive	1.1
863	5/20/2018 19:23			CALIBRATE						Positive	1.3
864	5/20/2018 19:23			CALIBRATE						Positive	1.2
865	5/20/2018 19:24			CALIBRATE						Positive	1.1

Inspector: George Paler
CDPH: I-1487

Action Level: 1 mg/cm2

XRF Summary Table
Pacific High School
Buildings A, M, C, K, M, Cafeteria - June 2018

Reading No.	Time	Component	Substrate	Side	Condition	Color	Building	Room	Results	PbC
1	6/21/2018 10:32									5.93
2	6/21/2018 10:34			CALIBRATE					Positive	1.1
3	6/21/2018 10:35			CALIBRATE					Positive	1.1
4	6/21/2018 10:35			CALIBRATE					Positive	1.1
111	6/21/2018 14:40	CEILING	WOOD	SOUTH	INTACT	BEIGE	K	K2 STORAGE	Negative	0
112	6/21/2018 14:41	CEILING RAFTERS	WOOD	SOUTH	INTACT	BEIGE	K	K2 STORAGE	Negative	0
113	6/21/2018 14:43	WALL	DRYWALL	WEST	INTACT	BEIGE	K	K2 PHONE ROOM	Negative	0
114	6/21/2018 14:44	WALL	BRICK	SOUTH	INTACT	BEIGE	K	K2 PHONE ROOM	Negative	0
115	6/21/2018 14:44	WALL	WOOD	EAST	INTACT	BEIGE	K	K2 PHONE ROOM	Negative	0.04
116	***6/21/2018 15:07***	***CEILING BEAM***	***METAL***	***EAST***	***FAIR***	***BEIGE***	***K***	***K3***	***Positive***	***8.1***
117	6/21/2018 16:42	WALL	PLASTER	NORTH	INTACT	PINK	M	M1 STORAGE 2	Negative	0.02
118	***6/21/2018 16:44***	***WINDOW CASE***	***WOOD***	***EAST***	***FAIR***	***WHITE***	***M***	***M1 STORAGE 2***	***Positive***	***1.1***
119	6/21/2018 16:51	CABINET	WOOD	EAST	INTACT	TAN	M	M1 OFFICE 1	Negative	0
120	***6/21/2018 16:52***	***DOOR FRAME***	***WOOD***	***WEST***	***FAIR***	***TAN***	***M***	***M1 OFFICE 1***	***Positive***	***2.1***
121	6/21/2018 16:54	WALL	PLASTER	WEST	FAIR	TAN	M	M1 OFFICE 1	Negative	0.01
122	***6/21/2018 16:55***	***WINDOW CASE***	***WOOD***	***WEST***	***FAIR***	***WHITE***	***M***	***M1 OFFICE 1***	***Positive***	***3.2***
123	***6/21/2018 16:56***	***DOOR FRAME***	***WOOD***	***WEST***	***INTACT***	***WHITE***	***M***	***M1 OFFICE 1***	***Positive***	***1.8***
124	***6/21/2018 16:57***	***DOOR***	***WOOD***	***WEST***	***INTACT***	***BROWN***	***M***	***M1 OFFICE 1***	***Positive***	***1.7***
125	6/21/2018 17:21	WINDOW CASE	WOOD	NORTH	INTACT	BEIGE	A	A NURSE	Negative	0.06
126	6/21/2018 17:22	WALL	PLASTER	EAST	INTACT	WHITE	A	A NURSE	Negative	-0.04
127	6/21/2018 17:22	WALL	PLASTER	EAST	INTACT	WHITE	A	A NURSE	Negative	0.01
128	***6/21/2018 17:24***	***WINDOW CASE***	***WOOD***	***WEST***	***INTACT***	***BEIGE***	***A***	***A NURSE***	***Positive***	***2.3***
129	6/21/2018 17:25	DOOR FRAME	WOOD	SOUTH	INTACT	BROWN	A	A NURSE	Negative	0
130	6/21/2018 17:26	DOOR	WOOD	SOUTH	INTACT	BROWN	A	A NURSE	Negative	0.03

Inspector: George Paler
CDPH: I-1487

Action Level: 1 mg/cm2

XRF Summary Table
Pacific High School
Buildings A, M, C, K, M, Cafeteria - June 2018

Reading No.	Time	Component	Substrate	Side	Condition	Color	Building	Room	Results	PbC
131	6/21/2018 17:28	CABINET	WOOD	NORTH	INTACT	BROWN	A	A HEALTH AIDE	Negative	0.14
132	6/21/2018 17:29	WALL	PLASTER	SOUTH	INTACT	BEIGE	A	A HEALTH AIDE	Negative	0.06
133	6/21/2018 17:30	WINDOW SILL	WOOD	SOUTH	INTACT	BEIGE	A	A HEALTH AIDE	Negative	0.12
134	***6/21/2018 17:31***	***WINDOW CASE***	***METAL***	***SOUTH***	***INTACT***	***BEIGE***	***A***	***A HEALTH AIDE***	***Positive***	***14.5***
135	6/21/2018 17:31	WINDOW CASE	WOOD	SOUTH	INTACT	BEIGE	A	A HEALTH AIDE	Negative	0.06
136	6/21/2018 17:32	DOOR	METAL	EAST	INTACT	BROWN	A	A HEALTH AIDE	Negative	0
137	6/21/2018 17:32	DOOR FRAME	METAL	EAST	INTACT	BROWN	A	A HEALTH AIDE	Negative	0
138	6/21/2018 17:33	WALL	PLASTER	WEST	INTACT	BEIGE	A	A HEALTH AIDE	Negative	0.02
139	6/21/2018 17:34	CABINET	WOOD	WEST	INTACT	BROWN	A	A HEALTH AIDE	Negative	0.09
140	***6/21/2018 17:34***	***SINK***	***CERAMIC***	***WEST***	***INTACT***	***WHITE***	***A***	***A HEALTH AIDE***	***Positive***	***56.1***
141	6/21/2018 17:35	DOOR	WOOD	NW	INTACT	BROWN	A	A HEALTH AIDE	Negative	0.04
142	6/21/2018 17:35	DOOR FRAME	WOOD	NW	INTACT	BROWN	A	A HEALTH AIDE	Negative	0.04
143	***6/21/2018 17:37***	***SINK***	***CERAMIC***	***NORTH***	***INTACT***	***WHITE***	***A***	***A HEALTH AIDE RR***	***Positive***	***35.7***
144	6/21/2018 17:37	TOILET	CERAMIC	NORTH	INTACT	WHITE	A	A HEALTH AIDE RR	Negative	0
145	6/21/2018 17:38	WALL	PLASTER	EAST	INTACT	BEIGE	A	A HEALTH AIDE RR	Negative	0.11
146	6/21/2018 17:39	CEILING	PLASTER		INTACT	BEIGE	A	A HEALTH AIDE RR	Negative	0.07
147	6/21/2018 17:40	STALL	WOOD	CENTER	FAIR	BROWN	A	A HEALTH AIDE RR	Negative	0.01
148	6/21/2018 17:40	STALL	METAL	CENTER	FAIR	BROWN	A	A HEALTH AIDE RR	Negative	0.03
149	6/21/2018 17:41	DOOR	WOOD	WEST	FAIR	BROWN	A	A HEALTH AIDE RR	Negative	0.14
150	6/21/2018 17:41	DOOR FRAME	WOOD	WEST	FAIR	BROWN	A	A HEALTH AIDE RR	Negative	0.08
151	***6/21/2018 17:46***	***WINDOW CASE***	***WOOD***	***EAST***	***INTACT***	***BEIGE***	***A***	***A BOOKKEEPER***	***Positive***	***1.6***
152	6/21/2018 17:46	WINDOW SILL	WOOD	NORTH	FAIR	TAN	A	A BOOKKEEPER	Negative	0.03
153	6/21/2018 18:46	WINDOW CASE	WOOD	NORTH	FAIR	TAN	A	A7	Negative	0.05
154	6/21/2018 18:47	WINDOW FRAME	WOOD	NORTH	INTACT	TAN	A	A7	Negative	0.09
155	6/21/2018 19:29									5.77

Inspector: George Paler
CDPH: I-1487

Action Level: 1 mg/cm2

XRF Summary Table
Pacific High School
Buildings A, M, C, K, M, Cafeteria - June 2018

Reading No.	Time	Component	Substrate	Side	Condition	Color	Building	Room	Results	PbC
156	6/21/2018 19:31			CALIBRATE					Positive	1
157	6/21/2018 19:31			CALIBRATE					Positive	1.2
158	6/21/2018 19:31			CALIBRATE					Null	0.9
159	6/21/2018 19:31			CALIBRATE					Negative	0.9
160	6/21/2018 19:37	WALL	PLASTER	NORTH	INTACT	BEIGE	C	C6 BOOK STORAGE	Negative	0
161	6/21/2018 19:38	WINDOW SILL	WOOD	NORTH	INTACT	BEIGE	C	C6 BOOK STORAGE	Negative	0.9
162	6/21/2018 19:39	WINDOW BARS	METAL	NORTH	INTACT	BLACK	C	C6 BOOK STORAGE	Negative	0.03
163	6/21/2018 19:39	DOOR	WOOD	EAST	INTACT	PURPLE	C	C6 BOOK STORAGE	Negative	-0.28
164	6/21/2018 19:39	DOOR	WOOD	EAST	INTACT	PURPLE	C	C6 BOOK STORAGE	Negative	0.05
165	6/21/2018 19:40	DOOR FRAME	WOOD	EAST	INTACT	PURPLE	C	C6 BOOK STORAGE	Negative	0
166	6/21/2018 19:40	DOOR FRAME	WOOD	SOUTH	INTACT	PURPLE	C	C6 BOOK STORAGE	Negative	0
167	6/21/2018 19:41	DOOR	METAL	SOUTH	INTACT	PURPLE	C	C6 BOOK STORAGE	Negative	0
168	6/21/2018 19:41	WALL	PLASTER	SOUTH	INTACT	BEIGE	C	C6 BOOK STORAGE	Negative	0
169	***6/21/2018 19:46***	***WINDOW CASE***	***WOOD***	***EAST***	***INTACT***	***BLUE***	***C***	***LIBRARY N. BOOK STRG***	***Positive***	***1.6***
170	***6/21/2018 19:48***	***DOOR***	***WOOD***	***SOUTH***	***INTACT***	***BLUE***	***C***	***LIBRARY N. BOOK STRG***	***Positive***	***1.6***
171	***6/21/2018 19:48***	***DOOR FRAME***	***WOOD***	***SOUTH***	***INTACT***	***BLUE***	***C***	***LIBRARY N. BOOK STRG***	***Positive***	***1.5***
172	6/21/2018 19:50	SINK CABINET	WOOD	SOUTH	INTACT	BLUE	C	LIBRARY NW BOOK STRG	Negative	0.01
173	***6/21/2018 19:50***	***SINK***	***CERAMIC***	***EAST***	***INTACT***	***WHITE***	***C***	***LIBRARY NW BOOK STRG***	***Positive***	***51.2***
174	6/21/2018 19:51	UPPER CABINET	WOOD	EAST	INTACT	BLUE	C	LIBRARY NW BOOK STRG	Negative	0.01
175	6/21/2018 19:52	CABINET	WOOD	NORTH	INTACT	BLUE	C	LIBRARY NW BOOK STRG	Negative	0.04
176	6/21/2018 19:52	BOOKCASE	WOOD	WEST	INTACT	BLUE	C	LIBRARY NW BOOK STRG	Negative	0.02

Inspector: George Paler
CDPH: I-1487

Action Level: 1 mg/cm2

XRF Summary Table
Pacific High School
Buildings A, M, C, K, M, Cafeteria - June 2018

Reading No.	Time	Component	Substrate	Side	Condition	Color	Building	Room	Results	PbC
177	6/21/2018 19:53	BOOKCASE	WOOD	SOUTH	INTACT	BLUE	C	LIBRARY NW BOOK STRG	Negative	0.01
178	***6/21/2018 19:54***	***WINDOW CASE***	***WOOD***	***SE***	***INTACT***	***BLUE***	***C***	***LIBRARY NW BOOK STRG***	***Positive***	***1.3***
179	***6/21/2018 19:55***	***WINDOW CASE***	***WOOD***	***NORTH***	***INTACT***	***GREEN***	***C***	***LIBRARY SW STORAGE***	***Positive***	***1***
180	***6/21/2018 19:56***	***DOOR FRAME***	***WOOD***	***EAST***	***INTACT***	***BROWN***	***C***	***LIBRARY SW STORAGE***	***Positive***	***1.5***
181	***6/21/2018 19:57***	***DOOR***	***WOOD***	***EAST***	***INTACT***	***BROWN***	***C***	***LIBRARY SW STORAGE***	***Positive***	***1.3***
183	6/21/2018 21:00	DOOR FRAME	WOOD	NORTH	INTACT	BEIGE		CAFETERIA FD STG	Negative	0
184	***6/21/2018 21:00***	***DOOR***	***WOOD***	***NORTH***	***INTACT***	***BEIGE***		***CAFETERIA FD STG***	***Positive***	***1.7***
185	6/21/2018 21:01	FLOOR	CERAMIC TILE		INTACT	BROWN		CAFETERIA FD STG	Negative	0
186	***6/21/2018 21:03***	***FREEZER DOOR***	***METAL***	***SOUTH***	***FAIR***	***BEIGE***		***CAFE KITCHEN***	***Positive***	***1.7***
187	***6/21/2018 21:03***	***FREEZER DOOR FRAME***	***WOOD***	***SOUTH***	***INTACT***	***BEIGE***		***CAFE KITCHEN***	***Positive***	***1.5***
188	6/21/2018 21:06			CALIBRATE					Negative	0.9
189	6/21/2018 21:06			CALIBRATE					Positive	1
190	6/21/2018 21:06			CALIBRATE					Negative	0.9

Hazardous Materials Field Logs

Appendix D

Copyright 2018 Converse Consultants

Other Hazardous Materials – Field Observation Form

Project Name: SBCUSD/Pacific High School

Completed By: AR

Project No.: 18-16-105-02

Date: 4-12-18

Type of Material	Comments
☐ Light Ballast ☒ PCB ☐ Non-PCB ☐ Fluor Light Tube Length: 4' No. of Tubes: 12 ☐ Thermostat ☐ Mercury ☐ Digital ☒ Smoke Detector ☒ Exit Signs ☐ Caulking Material ☐ 55-gal Drums ☐ Qt/Gal Containers ☐ Aerosol Cans ☐ Other	Location/Building #/Room #: VP Hallway / Registar Quantities/Conditions: Other Comments/Notes: 6 @ 4' 2ea. 2 Heat/Smoke Detectors 3 exit signs
☐ Light Ballast ☒ PCB ☐ Non-PCB ☐ Fluor Light Tube Length: 4' No. of Tubes: 2 ☐ Thermostat ☐ Mercury ☐ Digital ☒ Smoke Detector ☐ Exit Signs ☒ Caulking Material ☐ 55-gal Drums ☐ Qt/Gal Containers ☐ Aerosol Cans ☐ Other	Location/Building #/Room #: Staff Women's RR Quantities/Conditions: Other Comments/Notes: 1 @ 4' 2ea 1 smoke detector

Other Hazardous Materials – Field Observation Form

Project Name: SBCUSD/Pacific High School

Completed By: AR

Project No.: 18-16-105-02

Date: 4-12-18

Type of Material	Comments
☐ Light Ballast ☒ PCB ☐ Non-PCB ☒ Fluor Light Tube Length: 4' No. of Tubes: 8 ☐ Thermostat ☐ Mercury ☐ Digital ☒ Smoke Detector ☒ Exit Signs ☐ Caulking Material ☐ 55-gal Drums ☐ Qt/Gal Containers ☐ Aerosol Cans ☐ Other	Location/Building #/Room #: A1 - Corridor Quantities/Conditions: Other Comments/Notes: 4 @ 4' 2 ea 2 bulbs in storage closet 2 Smoke detectors / 2 smoke det. in storage closets 1 exit sign
☐ Light Ballast ☒ PCB ☐ Non-PCB ☒ Fluor Light Tube Length: 4 No. of Tubes: 2 ☐ Thermostat ☐ Mercury ☐ Digital ☒ Smoke Detector ☐ Exit Signs ☐ Caulking Material ☐ 55-gal Drums ☐ Qt/Gal Containers ☐ Aerosol Cans ☐ Other	Location/Building #/Room #: Staff RR - Mens Quantities/Conditions: Other Comments/Notes: 1 @ 4' 2 ea 1 smoke detector

Other Hazardous Materials – Field Observation Form

Project Name: SBCUSD/Pacific High School

Completed By: AR

Project No.: 18-16-105-02

Date: 4-12-18

Type of Material	Comments
☐ Light Ballast ☒ PCB ☐ Non-PCB ☒ Fluor Light Tube Length: 4' No. of Tubes: 24 ☐ Thermostat ☐ Mercury ☐ Digital ☒ Smoke Detector ☒ Exit Signs ☐ Caulking Material ☐ 55-gal Drums ☐ Qt/Gal Containers ☐ Aerosol Cans ☐ Other	Location/Building #/Room #: Lobby Quantities/Conditions: Other Comments/Notes: 8 @ 4' Jen. 2 smoke detectors 2 exit signs
☐ Light Ballast ☒ PCB ☐ Non-PCB ☒ Fluor Light Tube Length: 4' No. of Tubes: 2 ☐ Thermostat ☐ Mercury ☐ Digital ☒ Smoke Detector ☐ Exit Signs ☐ Caulking Material ☐ 55-gal Drums ☐ Qt/Gal Containers ☐ Aerosol Cans ☐ Other	Location/Building #/Room #: Lobby Storage Closet Quantities/Conditions: Other Comments/Notes: 1 @ 4' 2en 1 smoke detector

Other Hazardous Materials – Field Observation Form

Project Name: SBCUSD/Pacific High School

Completed By:

Project No.: 18-16-105-02

Date:

Type of Material	Comments
☐ Light Ballast ☐ PCB ☐ Non-PCB ☑ Fluor Light Tube Length: 4' No. of Tubes: 2 ☐ Thermostat ☐ Mercury ☐ Digital ☑ Smoke Detector ☐ Exit Signs ☑ Caulking Material ☐ 55-gal Drums ☐ Qt/Gal Containers ☐ Aerosol Cans ☐ Other	Location/Building #/Room #: Lobby - RR Quantities/Conditions: Other Comments/Notes: 1 @ 4' 2ea 1 smoke det.
☑ Light Ballast ☑ PCB ☐ Non-PCB ☑ Fluor Light Tube Length: 4' No. of Tubes: 4 ☐ Thermostat ☐ Mercury ☐ Digital ☑ Smoke Detector ☐ Exit Signs ☐ Caulking Material ☐ 55-gal Drums ☐ Qt/Gal Containers ☐ Aerosol Cans ☐ Other	Location/Building #/Room #: Kitchen Quantities/Conditions: Other Comments/Notes: 2 @ 4' 2ea 1 Smoke det.

Other Hazardous Materials – Field Observation Form

Project Name: SBCUSD/Pacific High School

Completed By: AR

Project No.: 18-16-105-02

Date: 4-12-18

Type of Material	Comments
☐ Light Ballast	Location/Building #/Room #: Office A4
☐ PCB	Quantities/Conditions:
☐ Non-PCB	Other Comments/Notes:
☑ Fluor Light Tube	
Length: 4	4 @ 4' 3ea
No. of Tubes: 12	
☐ Thermostat	
☐ Mercury	
☐ Digital	
☑ Smoke Detector	1 smoke det.
☐ Exit Signs	
☐ Caulking Material	
☐ 55-gal Drums	
☐ Qt/Gal Containers	
☐ Aerosol Cans	
☐ Other	
☐ Light Ballast	Location/Building #/Room #: A3-M.1 - Women RR
☐ PCB	Quantities/Conditions:
☐ Non-PCB	Other Comments/Notes:
☑ Fluor Light Tube	
Length: 4'	2 @ 4' 2ea
No. of Tubes: 4	
☐ Thermostat	
☐ Mercury	
☐ Digital	
☑ Smoke Detector	1 smoke det.
☐ Exit Signs	
☑ Caulking Material	
☐ 55-gal Drums	
☐ Qt/Gal Containers	
☐ Aerosol Cans	
☐ Other	

Other Hazardous Materials – Field Observation Form

Project Name: SBCUSD/Pacific High School

Completed By: AR

Project No.: 18-16-105-02

Date: 4-12-18

Type of Material	Comments
☐ Light Ballast	Location/Building #/Room #: A3 Mail Rm
☒ PCB	Quantities/Conditions:
☐ Non-PCB	Other Comments/Notes:
☒ Fluor Light Tube	11 @ 4' 3ea
Length: 4'	
No. of Tubes: 33	
☐ Thermostat	
☐ Mercury	
☐ Digital	
☒ Smoke Detector	3 smoke det.
☐ Exit Signs	
☐ Caulking Material	
☐ 55-gal Drums	
☐ Qt/Gal Containers	
☐ Aerosol Cans	
☐ Other	
☒ Light Ballast	Location/Building #/Room #: A8 Enrollment
☒ PCB	Quantities/Conditions:
☐ Non-PCB	Other Comments/Notes:
☒ Fluor Light Tube	10 @ 4' 3ea
Length: 4'	
No. of Tubes: 30	
☒ Thermostat	
☐ Mercury	Totaline thermostat
☒ Digital	
☒ Smoke Detector	2 smoke det.
☐ Exit Signs	
☐ Caulking Material	
☐ 55-gal Drums	
☐ Qt/Gal Containers	
☐ Aerosol Cans	
☐ Other	

Other Hazardous Materials – Field Observation Form

Project Name: SBCUSD/Pacific High School

Completed By: AK

Project No.: 18-16-105-02

Date: 4-12-18

Type of Material	Comments
☑ Light Ballast	Location/Building #/Room #: A6 - Hall
☑ PCB	Quantities/Conditions:
☐ Non-PCB	Other Comments/Notes:
☑ Fluor Light Tube	3 @ 4' 2 ea.
Length: 4'	
No. of Tubes: 6	
☐ Thermostat	
☐ Mercury	
☐ Digital	
☑ Smoke Detector	1 smoke det.
☑ Exit Signs	2 exit signs
☐ Caulking Material	
☐ 55-gal Drums	
☐ Qt/Gal Containers	
☐ Aerosol Cans	
☐ Other	
☑ Light Ballast	Location/Building #/Room #: A12
☑ PCB	Quantities/Conditions:
☐ Non-PCB	Other Comments/Notes:
☑ Fluor Light Tube	
Length: 4	1 @ 4' 3 ea
No. of Tubes: 3	
☐ Thermostat	
☐ Mercury	
☐ Digital	
☑ Smoke Detector	1 smoke det.
☐ Exit Signs	
☐ Caulking Material	
☐ 55-gal Drums	
☐ Qt/Gal Containers	
☐ Aerosol Cans	
☐ Other	

Other Hazardous Materials – Field Observation Form

Project Name: SBCUSD/Pacific High School

Completed By: AR

Project No.: 18-16-105-02

Date: 4-12-18

Type of Material	Comments
☒ Light Ballast	Location/Building #/Room #: A-11
☒ PCB	Quantities/Conditions:
☐ Non-PCB	Other Comments/Notes:
☒ Fluor Light Tube	
Length: 4'	1 @ 4' Jea
No. of Tubes: 3	
☐ Thermostat	
☐ Mercury	
☐ Digital	
☒ Smoke Detector	1 smoke det
☐ Exit Signs	
☐ Caulking Material	
☐ 55-gal Drums	
☐ Qt/Gal Containers	
☐ Aerosol Cans	
☐ Other	
☒ Light Ballast	Location/Building #/Room #: A-10
☒ PCB	Quantities/Conditions:
☐ Non-PCB	Other Comments/Notes:
☒ Fluor Light Tube	
Length: 4'	1 @ 4' Jea
No. of Tubes: 3	
☐ Thermostat	
☐ Mercury	
☐ Digital	
☒ Smoke Detector	1 smoke det.
☐ Exit Signs	
☐ Caulking Material	
☐ 55-gal Drums	
☐ Qt/Gal Containers	
☐ Aerosol Cans	
☐ Other	

Other Hazardous Materials – Field Observation Form

Project Name: SBCUSD/Pacific High School

Completed By: RDS

Project No.: 18-16-105-02

Date: 06/21/18

Type of Material	Comments
☒ Light Ballast	Location/Building #/Room #: Bldg A, Health Aide + RR
☐ PCB	Quantities/Conditions:
☐ Non-PCB	Other Comments/Notes: 1 fixture - 1 bulb, 4'
☐ Fluor Light Tube	2 fixtures - 2 bulbs, 2'
Length: →	3 fixtures - 3 bulbs, 4'
No. of Tubes: 14	
☐ Thermostat	
☐ Mercury	
☐ Digital	
☒ Smoke Detector	4
☐ Exit Signs	
☐ Caulking Material	
☐ 55-gal Drums	
☐ Qt/Gal Containers	
☐ Aerosol Cans	
☐ Other	
☒ Light Ballast	Location/Building #/Room #: Bldg A, Nurse
☐ PCB	Quantities/Conditions: 2 fixtures, 3 bulbs each
☐ Non-PCB	Other Comments/Notes:
☒ Fluor Light Tube	
Length: 4'	
No. of Tubes: 6	
☐ Thermostat	
☐ Mercury	
☐ Digital	
☒ Smoke Detector	1
☐ Exit Signs	
☐ Caulking Material	
☐ 55-gal Drums	
☐ Qt/Gal Containers	
☐ Aerosol Cans	
☐ Other	

Other Hazardous Materials – Field Observation Form

Project Name: SBCUSD/Pacific High School

Completed By: RDS

Project No.: 18-16-105-02

Date: 08/21/18

Type of Material	Comments
☒ Light Ballast	Location/Building #/Room #: Bldg A, Bookkeeping
☐ PCB	Quantities/Conditions: 4 fixtures, 3 bulbs each
☐ Non-PCB	Other Comments/Notes:
☒ Fluor Light Tube	
Length: 4'	
No. of Tubes: 12	
☒ Thermostat	
☐ Mercury	
☒ Digital	Venstar
☒ Smoke Detector	1
☐ Exit Signs	
☐ Caulking Material	
☐ 55-gal Drums	
☐ Qt/Gal Containers	
☐ Aerosol Cans	
☐ Other	
☒ Light Ballast	Location/Building #/Room #: Bldg A, VP (Alvarzan)
☐ PCB	Quantities/Conditions: 2 fixtures, 3 bulbs each
☐ Non-PCB	Other Comments/Notes:
☒ Fluor Light Tube	
Length: 4'	
No. of Tubes: 6	
☒ Thermostat	Venstar
☐ Mercury	
☒ Digital	1
☒ Smoke Detector	
☐ Exit Signs	
☐ Caulking Material	
☐ 55-gal Drums	
☐ Qt/Gal Containers	
☐ Aerosol Cans	
☐ Other	

Other Hazardous Materials – Field Observation Form

Project Name: SBCUSD/Pacific High School

Completed By: 06/21/18 RDS

Project No.: 18-16-105-02

Date: 06/21/18

Type of Material	Comments
☒ Light Ballast	Location/Building #/Room #: Bldg A, UP (Singer)
☐ PCB	Quantities/Conditions:
☐ Non-PCB	Other Comments/Notes: 2 fixtures, 3 tubes each
☒ Fluor Light Tube	
Length: 4	
No. of Tubes: 6	
☒ Thermostat	Venstar
☐ Mercury	
☒ Digital	
☒ Smoke Detector	
☐ Exit Signs	
☐ Caulking Material	
☐ 55-gal Drums	
☐ Qt/Gal Containers	
☐ Aerosol Cans	
☐ Other	
☒ Light Ballast	Location/Building #/Room #: Bldg A, Principal's Secretary
☐ PCB	Quantities/Conditions: 2 fixtures, 3 tubes
☐ Non-PCB	Other Comments/Notes:
☒ Fluor Light Tube	
Length: 4	
No. of Tubes: 6	
☐ Thermostat	
☐ Mercury	
☐ Digital	
☒ Smoke Detector	
☐ Exit Signs	
☐ Caulking Material	
☐ 55-gal Drums	
☐ Qt/Gal Containers	
☐ Aerosol Cans	
☐ Other	

Other Hazardous Materials – Field Observation Form

Project Name: SBCUSD/Pacific High School

Completed By: RDS

Project No.: 18-16-105-02

Date: 06/21/18

Type of Material	Comments
☒ Light Ballast	Location/Building #/Room #: Bldg A, Principal's Off and RR
☐ PCB	Quantities/Conditions: 4 fixtures, 3 bulbs each
☐ Non-PCB	Other Comments/Notes:
☒ Fluor Light Tube	
Length: 4'	
No. of Tubes: 12	
☒ Thermostat	
☐ Mercury	
☒ Digital	
☒ Smoke Detector	2
☐ Exit Signs	
☐ Caulking Material	
☐ 55-gal Drums	
☐ Qt/Gal Containers	
☐ Aerosol Cans	
☐ Other	
☒ Light Ballast	Location/Building #/Room #: Bldg A, Rm A7
☐ PCB	Quantities/Conditions: 1 fixture, 3 bulbs
☐ Non-PCB	Other Comments/Notes:
☒ Fluor Light Tube	
Length: 4'	
No. of Tubes: 3	
☒ Thermostat	Venstar
☐ Mercury	
☒ Digital	
☒ Smoke Detector	1
☐ Exit Signs	
☐ Caulking Material	
☐ 55-gal Drums	
☐ Qt/Gal Containers	
☐ Aerosol Cans	
☐ Other	

Other Hazardous Materials – Field Observation Form

Project Name: SBCUSD/Pacific High School

Completed By: VAT

Project No.: 18-16-105-02

Date: 04.13.18

Type of Material	Comments
☐ Light Ballast	Location/Building #/Room #: B BLDG (B1-5)
☐ PCB	Quantities/Conditions:
☐ Non-PCB	Other Comments/Notes:
☐ Fluor Light Tube	
Length: 4'	BLDG 5 ~~FIX~~
No. of Tubes: 3/FIX	B1 - 5 Light FIX - 4' ea ; 3 TUBE EA
☒ Thermostat	B2 - 10 Light FIX
☐ Mercury	
☒ Digital	
☒ Smoke Detector / Fire Alarm	= 1 in ea RM B1, B2, B3, B4, B5
☐ Exit Signs	
☐ Caulking Material	
☐ 55-gal Drums	B3 = 16 FIX
☐ Qt/Gal Containers	B4 = 12 FIX
☐ Aerosol Cans	B5 = 10 FIX
☐ Other	Venstar Thermo - B3, B4, B5 1 each
☐ Light Ballast	Location/Building #/Room #: B BLDG (6-10)
☐ PCB	Quantities/Conditions:
☐ Non-PCB	Other Comments/Notes:
☒ Fluor Light Tube	
Length: 4'	GIRL RR = 2 FIX's B9, B10 BOY RR
No. of Tubes: 3 ea.	B6 12 + 2
☒ Thermostat	B7 12
☐ Mercury	B8 12
☒ Digital Venstar	
☐ Smoke Detector	→ Fire Alarms B6, B7, B8, B9, B10
☐ Exit Signs	↳ 1 in ea RM
☐ Caulking Material	
☐ 55-gal Drums	
☐ Qt/Gal Containers	→ B6, B7, B8, B9, B10
☐ Aerosol Cans	
☐ Other	

Other Hazardous Materials – Field Observation Form

Project Name: SBCUSD/Pacific High School

Completed By: RDS

Project No.: 18-16-105-02

Date: 06/21/18

Type of Material	Comments
☒ Light Ballast	Location/Building #/Room #: Bldg B, Rm B 5½
☐ PCB	Quantities/Conditions: 2 fixtures, 3 bulbs Each
☐ Non-PCB	Other Comments/Notes:
☒ Fluor Light Tube, Length: 4	
No. of Tubes: 6	
☐ Thermostat	
☐ Mercury	
☐ Digital	
☒ Smoke Detector	1
☐ Exit Signs	
☐ Caulking Material	
☐ 55-gal Drums	
☐ Qt/Gal Containers	
☐ Aerosol Cans	
☐ Other	
☒ Light Ballast	Location/Building #/Room #: Bldg C, Library, SW Book Storage
☐ PCB	Quantities/Conditions: 2 Fixtures, 2 bulbs each
☐ Non-PCB	Other Comments/Notes:
☒ Fluor Light Tube, Length: 4	
No. of Tubes: 4	
☐ Thermostat	
☐ Mercury	
☐ Digital	
☒ Smoke Detector	1
☐ Exit Signs	
☐ Caulking Material	
☐ 55-gal Drums	
☐ Qt/Gal Containers	
☐ Aerosol Cans	
☐ Other	

Other Hazardous Materials – Field Observation Form

Project Name: SBCUSD/Pacific High School

Completed By: RDS

Project No.: 18-16-105-02

Date: 06/21/18

Type of Material	Comments
☒ Light Ballast	Location/Building #/Room #: Bldg C, Library N and New Exit Storage
☐ PCB	Quantities/Conditions: 12 fixtures, 2 bulbs each
☐ Non-PCB	Other Comments/Notes:
☒ Fluor Light Tube	
Length: 4'	
No. of Tubes: 24	
☐ Thermostat	
☐ Mercury	
☐ Digital	
☒ Smoke Detector	3
☐ Exit Signs	
☐ Caulking Material	
☐ 55-gal Drums	
☐ Qt/Gal Containers	
☐ Aerosol Cans	
☐ Other	
☒ Light Ballast	Location/Building #/Room #: Bldg C, Library, Textbook Storage
☐ PCB	Quantities/Conditions: 15 fixtures, 3 bulbs each
☐ Non-PCB	Other Comments/Notes:
☒ Fluor Light Tube	
Length: 4'	
No. of Tubes: 45	
☒ Thermostat	Venstar
☐ Mercury	
☒ Digital	
☒ Smoke Detector	4
☐ Exit Signs	
☐ Caulking Material	
☐ 55-gal Drums	
☐ Qt/Gal Containers	
☐ Aerosol Cans	
☐ Other	

Other Hazardous Materials – Field Observation Form

Project Name: SBCUSD/Pacific High School

Completed By: RDS

Project No.: 18-16-105-02

Date: 04/17/18

Type of Material	Comments
☒ Light Ballast	Location/Building #/Room #: Bldg C, Rm C-1
☐ PCB	Quantities/Conditions: 14 fixtures, 3 tubes each
☐ Non-PCB	Other Comments/Notes:
☐ Fluor Light Tube	
Length: 4'	
No. of Tubes: 42	
☒ Thermostat	Venstar
☐ Mercury	
☒ Digital	
☒ Smoke Detector	
☐ Exit Signs	
☐ Caulking Material	
☐ 55-gal Drums	
☐ Qt/Gal Containers	
☐ Aerosol Cans	
☐ Other	
☒ Light Ballast	Location/Building #/Room #: Bldg C, C1/C2 Prep
☐ PCB	Quantities/Conditions: 3 fixtures, 2 tubes each
☐ Non-PCB	Other Comments/Notes:
☒ Fluor Light Tube	
Length: 4	
No. of Tubes: ~~4~~ 6	
☐ Thermostat	
☐ Mercury	
☐ Digital	
☒ Smoke Detector	
☐ Exit Signs	
☐ Caulking Material	
☐ 55-gal Drums	
☐ Qt/Gal Containers	
☐ Aerosol Cans	
☐ Other	

Other Hazardous Materials – Field Observation Form

Project Name: SBCUSD/Pacific High School

Completed By: RDS

Project No.: 18-16-105-02

Date: 04/17/18

Type of Material	Comments
☒ Light Ballast	Location/Building #/Room #: Bldg C, Rm C-2
☐ PCB	Quantities/Conditions: 15 fixtures, 3 tubes each
☐ Non-PCB	Other Comments/Notes:
☒ Fluor Light Tube	
Length: 4'	
No. of Tubes: 45	
☒ Thermostat	Venstar
☐ Mercury	
☒ Digital	
☒ Smoke Detector	
☐ Exit Signs	
☐ Caulking Material	
☐ 55-gal Drums	
☐ Qt/Gal Containers	
☐ Aerosol Cans	
☐ Other	
☒ Light Ballast	Location/Building #/Room #: Bldg C, Room C-2 Chem Storage
☐ PCB	Quantities/Conditions: 3 fixtures, 2 tubes each
☐ Non-PCB	Other Comments/Notes:
☒ Fluor Light Tube	
Length: 4	
No. of Tubes: 6	
☐ Thermostat	
☐ Mercury	
☐ Digital	
☐ Smoke Detector	
☐ Exit Signs	
☐ Caulking Material	
☐ 55-gal Drums	
☐ Qt/Gal Containers	
☒ Aerosol Cans	
☒ Other	Various hazardous chemicals, small quantities

Other Hazardous Materials – Field Observation Form

Project Name: SBCUSD/Pacific High School

Completed By: RDS

Project No.: 18-16-105-02

Date: 04/17/18

Type of Material	Comments
☒ Light Ballast	Location/Building #/Room #: Bldg C, Room C-3
☐ PCB	Quantities/Conditions: 12 fixtures, 3 tubes each / 1 fixture, 2 tubes
☐ Non-PCB	Other Comments/Notes:
☒ Fluor Light Tube	
Length: 4'	
No. of Tubes: 38	
☒ Thermostat	Venstar
☐ Mercury	
☒ Digital	
☒ Smoke Detector	
☐ Exit Signs	
☐ Caulking Material	
☐ 55-gal Drums	
☐ Qt/Gal Containers	
☐ Aerosol Cans	
☒ Other	Paint
☒ Light Ballast	Location/Building #/Room #: Bldg C, Room C-4
☐ PCB	Quantities/Conditions: 16 fixtures, 3 tubes / 2 fixtures, 2 tubes
☐ Non-PCB	Other Comments/Notes:
☒ Fluor Light Tube	
Length: 4'	
No. of Tubes: 52	
☒ Thermostat	Venstar
☐ Mercury	
☒ Digital	
☒ Smoke Detector	
☐ Exit Signs	
☐ Caulking Material	
☐ 55-gal Drums	
☐ Qt/Gal Containers	
☐ Aerosol Cans	
☐ Other	

Other Hazardous Materials – Field Observation Form

Project Name: SBCUSD/Pacific High School

Completed By: RDS

Project No.: 18-16-105-02

Date: 04/17/18

Type of Material	Comments
☒ Light Ballast	Location/Building #/Room #: Bldg C, Boys' Restroom
☐ PCB	Quantities/Conditions: 2 fixtures, 2 tubes each
☐ Non-PCB	Other Comments/Notes:
☒ Fluor Light Tube	
Length: 4'	
No. of Tubes: 4	
☐ Thermostat	
☐ Mercury	
☐ Digital	
☒ Smoke Detector	2
☐ Exit Signs	
☐ Caulking Material	
☐ 55-gal Drums	
☐ Qt/Gal Containers	
☐ Aerosol Cans	
☐ Other	
☒ Light Ballast	Location/Building #/Room #: ~~Room~~ Bldg C, Library
☐ PCB	Quantities/Conditions: ↓
☐ Non-PCB	Other Comments/Notes: (Accessible areas only)
☒ Fluor Light Tube	38 fixtures, 2 tubes each
Length: 4'	32 fixtures, 3 tubes each
No. of Tubes: 172	
☒ Thermostat	Venstar
☐ Mercury	
☒ Digital	
☒ Smoke Detector	10
☐ Exit Signs	
☐ Caulking Material	
☐ 55-gal Drums	
☐ Qt/Gal Containers	
☐ Aerosol Cans	
☐ Other	

Other Hazardous Materials – Field Observation Form

Project Name: SBCUSD/Pacific High School

Completed By: RDS

Project No.: 18-16-105-02

Date: 04/17/18

Type of Material	Comments
☒ Light Ballast	Location/Building #/Room #: Bldg C, Room C-7
☐ PCB	Quantities/Conditions: 16 fixtures, 2 tubes each
☐ Non-PCB	Other Comments/Notes:
☒ Fluor Light Tube	
Length: 4'	
No. of Tubes: 32	
☒ Thermostat	Venstar
☐ Mercury	
☒ Digital	
☒ Smoke Detector	2
☐ Exit Signs	
☐ Caulking Material	
☐ 55-gal Drums	
☐ Qt/Gal Containers	
☐ Aerosol Cans	
☐ Other	
☒ Light Ballast	Location/Building #/Room #: Bldg C, Room C-10
☐ PCB	Quantities/Conditions: 6 fixtures, 2 tubes each
☐ Non-PCB	Other Comments/Notes:
☒ Fluor Light Tube	
Length: 4	
No. of Tubes: 12	
☒ Thermostat	Venstar
☐ Mercury	
☒ Digital	
☐ Smoke Detector	
☐ Exit Signs	
☐ Caulking Material	
☐ 55-gal Drums	
☐ Qt/Gal Containers	
☐ Aerosol Cans	
☐ Other	

Other Hazardous Materials – Field Observation Form

Project Name: SBCUSD/Pacific High School

Completed By: CAQ

Project No.: 18-16-105-02

Date: 4/14/18

Type of Material	Comments
☐ Light Ballast ☐ PCB ☐ Non-PCB ☑ Fluor Light Tube Length: 4' No. of Tubes: 3 each ☑ Thermostat ☐ Mercury ☑ Digital ☑ Smoke Detector ☑ Exit Signs ☐ Caulking Material ☐ 55-gal Drums ☐ Qt/Gal Containers ☐ Aerosol Cans ☐ Other	Location/Building #/Room #: D - D-6 Quantities/Conditions: Other Comments/Notes: 12 fixtures (36 bulbs) Venstar 2 vents, 1 red N/A
☐ Light Ballast ☐ PCB ☐ Non-PCB ☑ Fluor Light Tube Length: 4' No. of Tubes: 3 each ☑ Thermostat ☐ Mercury ☑ Digital ☑ Smoke Detector ☑ Exit Signs ☐ Caulking Material ☐ 55-gal Drums ☐ Qt/Gal Containers ☐ Aerosol Cans ☐ Other	Location/Building #/Room #: D - D-5 Quantities/Conditions: Other Comments/Notes: 12 fixtures (36 bulbs) Venstar 2 vents, 1 red N/A

Other Hazardous Materials – Field Observation Form

Project Name: SBCUSD/Pacific High School

Completed By: CAQ

Project No.: 18-16-105-02

Date: 4/14/18

Type of Material	Comments
☐ Light Ballast ☐ PCB ☐ Non-PCB ☐ Fluor Light Tube Length:_____ No. of Tubes:_____ ☐ Thermostat ☐ Mercury ☐ Digital ☑ Smoke Detector ☐ Exit Signs ☐ Caulking Material ☐ 55-gal Drums ☐ Qt/Gal Containers ☐ Aerosol Cans ☐ Other	Location/Building #/Room #: D-Faculty Restroom next to D5 Quantities/Conditions: Other Comments/Notes: 1 vent
☐ Light Ballast ☐ PCB ☐ Non-PCB ☐ Fluor Light Tube Length:_____ No. of Tubes:_____ ☐ Thermostat ☐ Mercury ☐ Digital ☑ Smoke Detector ☐ Exit Signs ☐ Caulking Material ☐ 55-gal Drums ☐ Qt/Gal Containers ☐ Aerosol Cans ☐ Other	Location/Building #/Room #: D - Janitor's Closet Next to Breezeway Quantities/Conditions: Other Comments/Notes: 1 vent

Other Hazardous Materials – Field Observation Form

Project Name: SBCUSD/Pacific High School

Completed By: C & Q

Project No.: 18-16-105-02

Date: 4/24/18

Type of Material	Comments
☐ Light Ballast	Location/Building #/Room #: D Boys restroom next to Breezway
☐ PCB	Quantities/Conditions:
☐ Non-PCB	Other Comments/Notes:
☑ Fluor Light Tube	2 fix
Length: 4'	(4 lightbulbs)
No. of Tubes: 2 each	
☐ Thermostat	
☐ Mercury	
☐ Digital	
☑ Smoke Detector	D 2 vents 2
☐ Exit Signs	
☐ Caulking Material	
☐ 55-gal Drums	
☐ Qt/Gal Containers	
☐ Aerosol Cans	
☐ Other	
☐ Light Ballast	Location/Building #/Room #: D Girls R.R. next to Breezway
☐ PCB	Quantities/Conditions:
☐ Non-PCB	Other Comments/Notes:
☑ Fluor Light Tube	D 2 fix
Length: 4'	(4 lightbulbs)
No. of Tubes: 2 each	
☐ Thermostat	
☐ Mercury	
☐ Digital	
☑ Smoke Detector	1 vent
☐ Exit Signs	
☐ Caulking Material	
☐ 55-gal Drums	
☐ Qt/Gal Containers	
☐ Aerosol Cans	
☐ Other	

Other Hazardous Materials – Field Observation Form

Project Name: SBCUSD/Pacific High School

Completed By: CAQ

Project No.: 18-16-105-02

Date: 4/14/18

Type of Material	Comments
☐ Light Ballast	Location/Building #/Room #: D, D-4
☐ PCB	Quantities/Conditions:
☐ Non-PCB	Other Comments/Notes:
☑ Fluor Light Tube	18 Fixtures
Length: 4'	(54 bulbs)
No. of Tubes: 3 each	
☑ Thermostat	Venstar
☐ Mercury	
☑ Digital	
☑ Smoke Detector	2 vents, 1 red
☑ Exit Signs	N/A
☐ Caulking Material	
☐ 55-gal Drums	
☐ Qt/Gal Containers	
☐ Aerosol Cans	
☐ Other	
☐ Light Ballast	Location/Building #/Room #: D, Storage Room Btwn D3 & D4
☐ PCB	Quantities/Conditions:
☐ Non-PCB	Other Comments/Notes:
☑ Fluor Light Tube	4 fixtures
Length: 4	(8 bulbs)
No. of Tubes: 2 each	
☑ Thermostat	N/A
☐ Mercury	
☐ Digital	
☑ Smoke Detector	3 vents
☑ Exit Signs	N/A
☐ Caulking Material	
☐ 55-gal Drums	
☐ Qt/Gal Containers	
☐ Aerosol Cans	
☐ Other	

Other Hazardous Materials – Field Observation Form

Project Name: SBCUSD/Pacific High School

Completed By: CAQ

Project No.: 18-16-105-02

Date: 7/24/13

Type of Material	Comments
☐ Light Ballast	Location/Building #/Room #: D, D3
☐ PCB	Quantities/Conditions:
☐ Non-PCB	Other Comments/Notes:
☑ Fluor Light Tube	18 Fixtures ~~4 Fixtures → 2 each~~
Length: 4'	(54 bulbs) ~~8 bulbs~~
No. of Tubes: 3 each	
☑ Thermostat	→ Venstar
☐ Mercury	
☑ Digital	
☑ Smoke Detector	→ 2 white, 1 red
☑ Exit Signs	→ N/A
☐ Caulking Material	
☐ 55-gal Drums	
☐ Qt/Gal Containers	
☐ Aerosol Cans	
☐ Other	

Type of Material	Comments
☐ Light Ballast	Location/Building #/Room #: D, D2
☐ PCB	Quantities/Conditions:
☐ Non-PCB	Other Comments/Notes:
☑ Fluor Light Tube	(18 Fixtures) 4 Fixtures → 2 each
Length: 4'	(54 bulbs) 8 bulbs
No. of Tubes:	
☑ Thermostat	→ Venstar
☐ Mercury	
☑ Digital	
☑ Smoke Detector	→ 2 white, One red + 1 white
☑ Exit Signs	→ N/A
☐ Caulking Material	
☐ 55-gal Drums	
☐ Qt/Gal Containers	
☐ Aerosol Cans	
☐ Other	

Other Hazardous Materials – Field Observation Form

Project Name: SBCUSD/Pacific High School

Completed By: CAQ

Project No.: 18-16-105-02

Date: 4/14/18

Type of Material	Comments
☐ Light Ballast	Location/Building #/Room #:
☐ PCB	Quantities/Conditions:
☐ Non-PCB	Other Comments/Notes:
☑ Fluor Light Tube	18 fixtures (54 bulbs)
Length: 4'	
No. of Tubes: 3 each	
☑ Thermostat	Venstar
☐ Mercury	
☑ Digital	
☑ Smoke Detector	2 vents, 1 red
☑ Exit Signs	N/A
☐ Caulking Material	
☐ 55-gal Drums	
☐ Qt/Gal Containers	
☐ Aerosol Cans	
☐ Other	
☐ Light Ballast	Location/Building #/Room #:
☐ PCB	Quantities/Conditions:
☐ Non-PCB	Other Comments/Notes:
☐ Fluor Light Tube	
Length:	
No. of Tubes:	
☐ Thermostat	
☐ Mercury	
☐ Digital	
☐ Smoke Detector	
☐ Exit Signs	
☐ Caulking Material	
☐ 55-gal Drums	
☐ Qt/Gal Containers	
☐ Aerosol Cans	
☐ Other	

Other Hazardous Materials – Field Observation Form

Project Name: SBCUSD/Pacific High School

Completed By: C.A.Q.

Project No.: 18-16-105-02

Date: 4/14/18

Type of Material	Comments
☐ Light Ballast	Location/Building #/Room #: D-D-10
☐ PCB	Quantities/Conditions:
☐ Non-PCB	Other Comments/Notes:
☑ Fluor Light Tube	→ 8 fixtures
Length: 4'	(24 bulbs)
No. of Tubes: 3	
☑ Thermostat (per each)	→ Venstar
☐ Mercury	
☑ Digital	
☑ Smoke Detector	→ 2 vents, 1 red alarm
☑ Exit Signs	→ None
☐ Caulking Material	
☐ 55-gal Drums	
☐ Qt/Gal Containers	
☐ Aerosol Cans	
☐ Other	
☐ Light Ballast	Location/Building #/Room #: D - East Girls Rest Room
☐ PCB	Quantities/Conditions:
☐ Non-PCB	Other Comments/Notes:
☑ Fluor Light Tube	→ 2 fixtures
Length: 4	(4 light bulbs)
No. of Tubes: 2	
☐ Thermostat (per each)	→ N/A
☐ Mercury	
☐ Digital	
☑ Smoke Detector	→ 1 vent ~~+ red alarm~~
☐ Exit Signs	→ N/A
☐ Caulking Material	
☐ 55-gal Drums	
☐ Qt/Gal Containers	
☐ Aerosol Cans	
☐ Other	

Other Hazardous Materials – Field Observation Form

Project Name: SBCUSD/Pacific High School

Completed By: CAQ

Project No.: 18-16-105-02

Date: 4/14/18

Type of Material	Comments
☐ Light Ballast	Location/Building #/Room #: D - Faculty Women East
☐ PCB	Quantities/Conditions:
☐ Non-PCB	Other Comments/Notes:
☐ Fluor Light Tube	
Length:	
No. of Tubes:	
☐ Thermostat	
☐ Mercury	
☐ Digital	
☐ Smoke Detector	D 1 vent
☐ Exit Signs	
☐ Caulking Material	
☐ 55-gal Drums	
☐ Qt/Gal Containers	
☐ Aerosol Cans	
☐ Other	
☐ Light Ballast	Location/Building #/Room #: D - D9
☐ PCB	Quantities/Conditions:
☐ Non-PCB	Other Comments/Notes:
☑ Fluor Light Tube	→ 12 fixtures
Length: 4'	(36 light bulbs)
No. of Tubes: 3 each fix	
☑ Thermostat	→ N/A
☐ Mercury	
☐ Digital	
☑ Smoke Detector	→ 2 vents, 1 red alarm
☑ Exit Signs	→ N/A
☐ Caulking Material	
☐ 55-gal Drums	
☐ Qt/Gal Containers	
☐ Aerosol Cans	
☐ Other	

Other Hazardous Materials – Field Observation Form

Project Name: SBCUSD/Pacific High School

Completed By: CAQ

Project No.: 18-16-105-02

Date: 4/14/15

Type of Material	Comments
☐ Light Ballast	Location/Building #/Room #: D - D - 8
☐ PCB	Quantities/Conditions:
☐ Non-PCB	Other Comments/Notes:
☑ Fluor Light Tube	→ 12 fixtures
Length: 4'	(36 bulbs)
No. of Tubes: 3 each	
☑ Thermostat	→ Venstar
☐ Mercury	
☑ Digital	
☑ Smoke Detector	→ 2 vents, one red
☑ Exit Signs	→ N/A
☐ Caulking Material	
☐ 55-gal Drums	
☐ Qt/Gal Containers	
☐ Aerosol Cans	
☐ Other	
☐ Light Ballast	Location/Building #/Room #: D - D - 7
☐ PCB	Quantities/Conditions:
☐ Non-PCB	Other Comments/Notes:
☑ Fluor Light Tube	→ 12 fixtures
Length: 4'	(36 light bulbs)
No. of Tubes: 3 each	
☑ Thermostat	→ Venstar
☐ Mercury	
☑ Digital	
☑ Smoke Detector	→ 2 vents, 1 red
☑ Exit Signs	→ N/A
☐ Caulking Material	
☐ 55-gal Drums	
☐ Qt/Gal Containers	
☐ Aerosol Cans	
☐ Other	

Other Hazardous Materials – Field Observation Form

Project Name: SBCUSD/Pacific High School

Completed By: JAT

Project No.: 18-16-105-02

Date: 04.02.18

Type of Material	Comments
☒ Light Ballast	Location/Building #/Room #: K BLDG
☐ PCB	Quantities/Conditions:
☐ Non-PCB	Other Comments/Notes:
☐ Fluor Light Tube	K3 = 15 FIX
Length: 4'	KIT = 2 FIX } 3 TUBE IN ea FIX
No. of Tubes: 153	RECP = 2 FIX
☒ Thermostat	HALL = 7
☐ Mercury	4 Offices off Hall = 8 FIX (2 each) 3 TUBE EA
☐ Digital	RR1 = 2 FIX = 3 TUBES EA
☐ Smoke Detector	RM K2 = 15 FIX ; 3 TUBE IN EA FIX
☐ Exit Signs	
☐ Caulking Material	51 FIX'S
☐ 55-gal Drums	153 - light tubes (4' in length)
☐ Qt/Gal Containers	
☐ Aerosol Cans	
☐ Other	

Type of Material	Comments
☐ Light Ballast	Location/Building #/Room #: K BLDG / Hall / Restroom 1
☐ PCB	Quantities/Conditions:
☐ Non-PCB	Other Comments/Notes:
☐ Fluor Light Tube	
Length:	Venstar thermo - Hall
No. of Tubes:	
☒ Thermostat - 1	Restroom 1 = Smoke Detector
☐ Mercury	K2 Closet = " "
☒ Digital	Fire Alarm = girls Restroom
☒ Smoke Detector - 3	K2 Closet
☐ Exit Signs	Hallway
☐ Caulking Material	
☐ 55-gal Drums	
☐ Qt/Gal Containers	
☐ Aerosol Cans	
☐ Other	

Other Hazardous Materials – Field Observation Form

Project Name: SBCUSD/Pacific High School

Completed By: LAT

Project No.: 18-16-105-02

Date: 04 02 18

Type of Material	Comments
☐ Light Ballast ☒ PCB ? ☐ Non-PCB ☒ Fluor Light Tube Length: 4' No. of Tubes: 33 ☐ Thermostat ☐ Mercury ☐ Digital ☐ Smoke Detector ☐ Exit Signs ☐ Caulking Material ☐ 55-gal Drums ☐ Qt/Gal Containers ☐ Aerosol Cans ☐ Other	Location/Building #/Room #: Metal Storage BLDG; N of K BLDG Quantities/Conditions: Other Comments/Notes: No Thermo, smoke detector 1 Fire Alarm ~ 20' x 30 = room
☐ Light Ballast ☐ PCB ☐ Non-PCB ☐ Fluor Light Tube Length: No. of Tubes: ☐ Thermostat ☐ Mercury ☐ Digital ☐ Smoke Detector ☐ Exit Signs ☐ Caulking Material ☐ 55-gal Drums ☐ Qt/Gal Containers ☐ Aerosol Cans ☐ Other	Location/Building #/Room #: Quantities/Conditions: Other Comments/Notes:

Other Hazardous Materials – Field Observation Form

Project Name: SBCUSD/Pacific High School

Completed By: CQ

Project No.: 18-16-105-02

Date: 04.14.18

Type of Material	Comments
☐ Light Ballast	Location/Building #/Room #: M - M1
☐ PCB	Quantities/Conditions:
☐ Non-PCB	Other Comments/Notes:
☐ Fluor Light Tube	20 FIXTURES + 3 FIX'S + 2 FIX
Length: 4'	(60 TUBES) (9 TUBE) (6 tube)
No. of Tubes: 3/per FIX	
☐ Thermostat	Venstar
☐ Mercury	
☒ Digital	
☐ Smoke Detector / FIRE ALARM	5 detectors + 4 detectors
☐ Exit Signs (ILLUM)	None
☐ Caulking Material	
☐ 55-gal Drums	
☐ Qt/Gal Containers	
☐ Aerosol Cans	
☐ Other	
☐ Light Ballast	Location/Building #/Room #: M - M2
☐ PCB	Quantities/Conditions:
☐ Non-PCB	Other Comments/Notes:
☒ Fluor Light Tube	20 Fixtures + 5 Fixtures
Length: 4'	(60 tubes) (15 tubes)
No. of Tubes: 3 Per	
☒ Thermostat	
☐ Mercury	
☒ Digital	Venstar
☒ Smoke Detector	9 Smoke detectors
☐ Exit Signs	None
☐ Caulking Material	
☐ 55-gal Drums	
☐ Qt/Gal Containers	
☐ Aerosol Cans	
☐ Other	

Other Hazardous Materials – Field Observation Form

Project Name: SBCUSD/Pacific High School

Completed By: CAQ

Project No.: 18-16-105-02

Date: 4/14/18

Type of Material	Comments
☐ Light Ballast	Location/Building #/Room #: M - M3
☐ PCB	Quantities/Conditions:
☐ Non-PCB	Other Comments/Notes:
☑ Fluor Light Tube	4 Fixtures + 3 Fixtures + 4 Fixtures
Length: 4'	(12 tubes) (6 tubes) (8 tubes)
No. of Tubes:	→ 2 tubes each
☑ Thermostat	
☐ Mercury	
☑ Digital →	Venstar
☑ Smoke Detector →	2 detectors + 2 detectors
☐ Exit Signs/None	
☐ Caulking Material	
☐ 55-gal Drums	
☐ Qt/Gal Containers	
☐ Aerosol Cans	
☐ Other	
☐ Light Ballast	Location/Building #/Room #: Auditorium
☐ PCB	Quantities/Conditions:
☐ Non-PCB	Other Comments/Notes:
☑ Fluor Light Tube	19 Fixtures + 4 + 10 + 1 (2 single bulb 4')
Length: 4'	
No. of Tubes: 2 each	
☑ Thermostat →	Sanyo (in backstage) x2
☐ Mercury	
☑ Digital	
☐ Smoke Detector →	6 S.D. + 4 + 8 + 8 + 3 + 2
☐ Exit Signs →	10 exit signs + 6 + 1 + 1 + 2 + 3
☐ Caulking Material	
☐ 55-gal Drums	
☐ Qt/Gal Containers	
☐ Aerosol Cans	
☐ Other	

Other Hazardous Materials – Field Observation Form

Project Name: SBCUSD/Pacific High School

Completed By: RDS

Project No.: 18-16-105-02

Date: 04/02/18

Type of Material	Comments
☒ Light Ballast	Location/Building #/Room #: Y Bldg, Room Y-4
☐ PCB	Quantities/Conditions:
☒ Non-PCB	Other Comments/Notes: 2 ballasts per fixture
☒ Fluor Light Tube	
Length: 4'	
No. of Tubes: ~~24~~ 48	
☒ Thermostat	
☐ Mercury	
☒ Digital	Venstar
☒ Smoke Detector	
☐ Exit Signs	
☐ Caulking Material	
☐ 55-gal Drums	
☐ Qt/Gal Containers	
☐ Aerosol Cans	
☐ Other	
☒ Light Ballast	Location/Building #/Room #: Y Bldg, Room Y-5
☐ PCB	Quantities/Conditions:
☒ Non-PCB	Other Comments/Notes: 2 ballasts per fixture
☒ Fluor Light Tube	
Length: 4'	
No. of Tubes: ~~24~~ 48	
☒ Thermostat	Venstar
☐ Mercury	
☒ Digital	
☒ Smoke Detector	
☐ Exit Signs	
☐ Caulking Material	
☐ 55-gal Drums	
☐ Qt/Gal Containers	
☐ Aerosol Cans	
☐ Other	

Other Hazardous Materials – Field Observation Form

Project Name: SBCUSD/Pacific High School

Completed By: RDS

Project No.: 18-16-105-02

Date: 04/02/18

Type of Material	Comments
☒ Light Ballast	Location/Building #/Room #: Bldg Y, Room Y-6
☐ PCB	Quantities/Conditions:
☒ Non-PCB	Other Comments/Notes: 2 ballasts per fixture
☒ Fluor Light Tube	
Length: 4'	
No. of Tubes: 48	
☒ Thermostat	Venstar
☐ Mercury	
☒ Digital	
☒ Smoke Detector	
☐ Exit Signs	
☐ Caulking Material	
☐ 55-gal Drums	
☐ Qt/Gal Containers	
☐ Aerosol Cans	
☐ Other	
☒ Light Ballast	Location/Building #/Room #: Bldg Y, Room Y-7
☐ PCB	Quantities/Conditions:
☒ Non-PCB	Other Comments/Notes: 2 ballasts per fixture
☒ Fluor Light Tube	
Length: 4'	
No. of Tubes: 48	
☒ Thermostat	Venstar
☐ Mercury	
☒ Digital	
☒ Smoke Detector	
☐ Exit Signs	
☐ Caulking Material	
☐ 55-gal Drums	
☐ Qt/Gal Containers	
☐ Aerosol Cans	
☐ Other	

Other Hazardous Materials – Field Observation Form

Project Name: SBCUSD/Pacific High School

Completed By: RDS

Project No.: 18-16-105-02

Date: 04/03/18

Type of Material	Comments
☒ Light Ballast ☐ PCB ☒ Non-PCB ☒ Fluor Light Tube Length: 4' No. of Tubes: 6 ☐ Thermostat ☐ Mercury ☐ Digital ☒ Smoke Detector ☐ Exit Signs ☐ Caulking Material ☐ 55-gal Drums ☐ Qt/Gal Containers ☐ Aerosol Cans ☐ Other	Location/Building #/Room #: West Y Bldg, Boys' Locker Rm Quantities/Conditions: 3 fixtures, 2 tubes each Other Comments/Notes: 1 ballast per fixture
☒ Light Ballast ☐ PCB ☒ Non-PCB ☒ Fluor Light Tube Length: 4' No. of Tubes: 6 ☐ Thermostat ☐ Mercury ☐ Digital ☒ Smoke Detector ☐ Exit Signs ☐ Caulking Material ☐ 55-gal Drums ☐ Qt/Gal Containers ☐ Aerosol Cans ☐ Other	Location/Building #/Room #: West Y Bldg, Girls' Locker Rm Quantities/Conditions: 3 fixtures, 2 tubes each Other Comments/Notes: 1 ballast per fixture

Other Hazardous Materials – Field Observation Form

Project Name: SBCUSD/Pacific High School

Completed By: RDS

Project No.: 18-16-105-02

Date: 04/03/18

Type of Material	Comments
☒ Light Ballast	Location/Building #/Room #: West Y Bldg, Rm Y-Ø
☐ PCB	Quantities/Conditions: 4 fixtures, 3 tubes each
☒ Non-PCB	Other Comments/Notes: 1 ballast per fixture
☒ Fluor Light Tube	
Length: 4'	
No. of Tubes: 12	
☐ Thermostat	
☐ Mercury	
☐ Digital	
☒ Smoke Detector	
☐ Exit Signs	
☐ Caulking Material	
☐ 55-gal Drums	
☐ Qt/Gal Containers	
☐ Aerosol Cans	
☐ Other	
☐ Light Ballast	Location/Building #/Room #: West Y Bldg, Rm Y-1
☐ PCB	Quantities/Conditions: 12 fixtures 3 tubes each
☐ Non-PCB	Other Comments/Notes: No Ballast
☒ Fluor Light Tube	
Length: 4	
No. of Tubes: 36	
☒ Thermostat	Venstar
☐ Mercury	
☒ Digital	
☒ Smoke Detector	
☐ Exit Signs	
☐ Caulking Material	
☐ 55-gal Drums	
☐ Qt/Gal Containers	
☐ Aerosol Cans	
☐ Other	

Other Hazardous Materials – Field Observation Form

Project Name: SBCUSD/Pacific High School

Completed By: RDS

Project No.: 18-16-105-02

Date: 04/03/18

Type of Material	Comments
☐ Light Ballast	Location/Building #/Room #: West Y Bldg, Room Y-2
☐ PCB	Quantities/Conditions: 12 fixtures 3 tubes each
☐ Non-PCB	Other Comments/Notes: No Ballast
☒ Fluor Light Tube	
Length: 4'	
No. of Tubes: 36	
☒ Thermostat	
☐ Mercury	
☒ Digital	
☒ Smoke Detector	Venstar
☐ Exit Signs	
☐ Caulking Material	
☐ 55-gal Drums	
☐ Qt/Gal Containers	
☐ Aerosol Cans	
☐ Other	
☐ Light Ballast	Location/Building #/Room #: West Y Bldg, Room Y-3
☐ PCB	Quantities/Conditions: 12 fixtures, 3 tubes each
☐ Non-PCB	Other Comments/Notes: No Ballast
☒ Fluor Light Tube	
Length: 4'	
No. of Tubes: 36	
☒ Thermostat	
☐ Mercury	
☒ Digital	
☒ Smoke Detector	Venstar
☐ Exit Signs	
☐ Caulking Material	
☐ 55-gal Drums	
☐ Qt/Gal Containers	
☐ Aerosol Cans	
☐ Other	

Other Hazardous Materials – Field Observation Form

Project Name: SBCUSD/Pacific High School

Completed By: RDS

Project No.: 18-16-105-02

Date: 04/02/18

Type of Material	Comments
☒ Light Ballast	Location/Building #/Room #: 2 Bldg, Rm 2-4
☐ PCB	Quantities/Conditions: 4 tubes per fixture
☒ Non-PCB	Other Comments/Notes: 2 ballasts per fixture
☒ Fluor Light Tube	
Length: 4'	
No. of Tubes: 48	
☒ Thermostat	
☐ Mercury	
☒ Digital	
☒ Smoke Detector	Venstar
☐ Exit Signs	
☐ Caulking Material	
☐ 55-gal Drums	
☐ Qt/Gal Containers	
☐ Aerosol Cans	
☐ Other	
☒ Light Ballast	Location/Building #/Room #: 2 Bldg, Rm 2-5
~~☐ PCB~~	Quantities/Conditions: 4 tubes per fixture
☒ Non-PCB	Other Comments/Notes: 2 ballasts per fixture
☒ Fluor Light Tube	
Length: 4'	
No. of Tubes: 48	
☒ Thermostat	Venstar
☐ Mercury	
☒ Digital	
☒ Smoke Detector	
☐ Exit Signs	
☐ Caulking Material	
☐ 55-gal Drums	
☐ Qt/Gal Containers	
☐ Aerosol Cans	
☐ Other	

Other Hazardous Materials – Field Observation Form

Project Name: SBCUSD/Pacific High School

Completed By: RDS

Project No.: 18-16-105-02

Date: 04/02/18

Type of Material	Comments
☒ Light Ballast	Location/Building #/Room #: Z Bldg, Rm Z-6
☐ PCB	Quantities/Conditions:
☒ Non-PCB	Other Comments/Notes: 2 ballasts per fixture
☒ Fluor Light Tube	
Length: 4'	
No. of Tubes: ~~[illegible]~~ 8	
☒ Thermostat	Venstar
☐ Mercury	
☒ Digital	
☐ Smoke Detector	
☐ Exit Signs	
☐ Caulking Material	
☐ 55-gal Drums	
☐ Qt/Gal Containers	
☐ Aerosol Cans	
☐ Other	
☐ Light Ballast	Location/Building #/Room #:
☐ PCB	Quantities/Conditions:
☐ Non-PCB	Other Comments/Notes:
☐ Fluor Light Tube	
Length:	
No. of Tubes:	
☐ Thermostat	
☐ Mercury	
☐ Digital	
☐ Smoke Detector	
☐ Exit Signs	
☐ Caulking Material	
☐ 55-gal Drums	
☐ Qt/Gal Containers	
☐ Aerosol Cans	
☐ Other	

Other Hazardous Materials – Field Observation Form

Project Name: SBCUSD/Pacific High School

Completed By: RDS

Project No.: 18-16-105-02

Date: 04/03/18

Type of Material	Comments
☐ Light Ballast ☐ PCB ☐ Non-PCB ☒ Fluor Light Tube Length: 4' No. of Tubes: 36 ☒ Thermostat ☐ Mercury ☒ Digital ☒ Smoke Detector ☐ Exit Signs ☐ Caulking Material ☐ 55-gal Drums ☐ Qt/Gal Containers ☐ Aerosol Cans ☐ Other	Location/Building #/Room #: West 2 Bldg, Room 2-1 Quantities/Conditions: 12 Fixtures, 3 tubes each Other Comments/Notes: No Ballast Venstar
☐ Light Ballast ☐ PCB ☐ Non-PCB ☒ Fluor Light Tube Length: 4' No. of Tubes: 36 ☒ Thermostat ☐ Mercury ☒ Digital ☒ Smoke Detector ☐ Exit Signs ☐ Caulking Material ☐ 55-gal Drums ☐ Qt/Gal Containers ☐ Aerosol Cans ☐ Other	Location/Building #/Room #: West 2 Bldg, Room 2-2 Quantities/Conditions: 12 Fixtures, 3 tubes each Other Comments/Notes: No Ballast Venstar

Other Hazardous Materials – Field Observation Form

Project Name: SBCUSD/Pacific High School

Completed By: RDS

Project No.: 18-16-105-02

Date: 04/03/18

Type of Material	Comments
☐ Light Ballast	Location/Building #/Room #: West Z Bldg, Room Z-3
☐ PCB	Quantities/Conditions: 12 fixtures, 3 tubes each
☐ Non-PCB	Other Comments/Notes: No Ballast
☒ Fluor Light Tube	
Length: 4'	
No. of Tubes: 36	
☒ Thermostat	
☐ Mercury	Venstar
☒ Digital	
☒ Smoke Detector	
☐ Exit Signs	
☐ Caulking Material	
☐ 55-gal Drums	
☐ Qt/Gal Containers	
☐ Aerosol Cans	
☐ Other	
☐ Light Ballast	Location/Building #/Room #:
☐ PCB	Quantities/Conditions:
☐ Non-PCB	Other Comments/Notes:
☐ Fluor Light Tube	
Length:	
No. of Tubes:	
☐ Thermostat	
☐ Mercury	
☐ Digital	
☐ Smoke Detector	
☐ Exit Signs	
☐ Caulking Material	
☐ 55-gal Drums	
☐ Qt/Gal Containers	
☐ Aerosol Cans	
☐ Other	

Other Hazardous Materials – Field Observation Form

Project Name: SBCUSD/Pacific High School

Completed By: RDS

Project No.: 18-16-105-02

Date: 04/05/18

Type of Material	Comments
☒ Light Ballast	Location/Building #/Room #: Multi-use Bldg, Dining
☐ PCB	Quantities/Conditions:
☐ Non-PCB	Other Comments/Notes: 32 fixtures, 3 tubes each
☒ Fluor Light Tube	1 ballast assumed for each (32)
Length: 4	
No. of Tubes: 96	
☒ Thermostat	Venstar
☐ Mercury	
☒ Digital	
☒ Smoke Detector (6)	
☒ Exit Signs (3)	
☐ Caulking Material	
☐ 55-gal Drums	
☐ Qt/Gal Containers	
☐ Aerosol Cans	
☐ Other	
☒ Light Ballast	Location/Building #/Room #: Multi-use Bldg, Kitchen
☐ PCB	Quantities/Conditions: 30 fixtures, 3 tubes each
☐ Non-PCB	Other Comments/Notes: 1 ballast assumed for each
☒ Fluor Light Tube	Includes kitchen, food prep/office, and
Length: 4'	serving area.
No. of Tubes: 90	
☒ Thermostat	Venstar
☐ Mercury	
☒ Digital	
☒ Smoke Detector (10)	
☒ Exit Signs (6)	
☐ Caulking Material	
☐ 55-gal Drums	
☐ Qt/Gal Containers	
☐ Aerosol Cans	
☐ Other	

Other Hazardous Materials – Field Observation Form

Project Name: SBCUSD/Pacific High School

Completed By: RDS

Project No.: 18-16-105-02

Date: 04/05/18

Type of Material	Comments
☒ Light Ballast ☐ PCB ☐ Non-PCB ☒ Fluor Light Tube Length: 4' No. of Tubes: 4 ☐ Thermostat ☐ Mercury ☐ Digital ☐ Smoke Detector ☐ Exit Signs ☐ Caulking Material ☐ 55-gal Drums ☐ Qt/Gal Containers ☐ Aerosol Cans ☐ Other	Location/Building #/Room #: Multi use Bldg, Dishwashing Rm Quantities/Conditions: 2 fixtures, 2 tubes each Other Comments/Notes: 1 ballast assumed in each (2)
☒ Light Ballast ☐ PCB ☐ Non-PCB ☒ Fluor Light Tube Length: 4' No. of Tubes: 18 ☒ Thermostat ☐ Mercury ☒ Digital ☒ Smoke Detector (2) ☒ Exit Signs (1) ☐ Caulking Material ☐ 55-gal Drums ☐ Qt/Gal Containers ☐ Aerosol Cans ☐ Other	Location/Building #/Room #: Multi-use Bldg, Facility Dining Quantities/Conditions: 6 fixtures, 3 tubes each Other Comments/Notes: 1 ballast assumed in each (6) Venstar

Other Hazardous Materials – Field Observation Form

Project Name: SBCUSD/Pacific High School

Completed By: RDS

Project No.: 18-16-105-02

Date: 04/05/18

Type of Material	Comments
☒ Light Ballast	Location/Building #/Room #: Multi-Use Bldg, SW Men's Room
☐ PCB	Quantities/Conditions: 1 fixture, 2 tubes
☐ Non-PCB	Other Comments/Notes: Staff Restroom.
☒ Fluor Light Tube	1 ballast assumed
Length: 2	women's RR and storage have incandescent
No. of Tubes: 2	bulbs only
☐ Thermostat	
☐ Mercury	
☐ Digital	
☐ Smoke Detector	
☐ Exit Signs	
☐ Caulking Material	
☐ 55-gal Drums	
☐ Qt/Gal Containers	
☐ Aerosol Cans	
☐ Other	
☐ Light Ballast	Location/Building #/Room #: Multi-Use Bldg, Custodian
☐ PCB	Quantities/Conditions: 1 fixture w/1 tube
☐ Non-PCB	Other Comments/Notes: 1 ballast assumed
☒ Fluor Light Tube	
Length: 4'	
No. of Tubes: 1	
☐ Thermostat	
☐ Mercury	
☐ Digital	
☒ Smoke Detector (1)	
☐ Exit Signs	
☐ Caulking Material	
☐ 55-gal Drums	
☐ Qt/Gal Containers	
☐ Aerosol Cans	
☐ Other	

CONVERSE CONSULTANTS

Hazardous Materials Survey Report

Pacific High School
Buildings D Rooms 1-4, E, F, G Rooms 4-8, H Rooms 5-9, Boys Locker Room, Gymnasium

1020 Pacific Street
San Bernardino, California

Converse Project No. 18-16-105-02

August 8, 2018

Prepared For:

San Bernardino City Unified School District
956 West 9th Street
San Bernardino, California 92411

Prepared By:

Converse Consultants
2021 Rancho Drive
Suite 1
Redlands, California 92373

Converse Consultants
Geotechnical Engineering, Environmental & Groundwater Science, Inspection & Testing Services

August 8, 2018

Mr. Tim Deland
San Bernardino City Unified School District
956 W. 9th Street
San Bernardino, California 92411

Subject: **HAZARDOUS MATERIALS SURVEY REPORT**
Asbestos, Lead-based Paint, and Other Hazardous Material Survey
Pacific High School – Buildings to be Renovated
Buildings D Rooms 1-4, E, F, G Rooms 4-8, H Rooms 5-9,
Boys Locker Room & Gymnasium
1020 Pacific Street, San Bernardino, California
Converse Project No. 18-16-105-02

Mr. Deland:

Converse Consultants (Converse) is pleased to submit the following *Hazardous Materials Survey Report.* The report summarizes the activities and the results of survey that was conducted at the referenced property (Property).

We appreciate the opportunity to be of service. Should you have any questions or comments regarding this report, please contact Laura Tanaka at (714) 444-9660, Extension 361, or Norman Eke at (626) 930-1260.

Sincerely,

CONVERSE CONSULTANTS

Laura Tanaka
Certified Asbestos Consultant, #11-4708
CDPH Lead Inspector/Assessor, #I-3086
Principal Environmental Scientist

Norman S. Eke
Certified Asbestos Consultant, #96-2093
Senior Vice President

Dist: 1/Addressee via Electronic Mail

Table of Contents

Page

Definitions iii

Executive Summary iv

1.0 Purpose and Scope of Services 1

2.0 Sampling Methodology 2

2.1 Asbestos 2

2.2 LBP 2

2.3 Other Hazardous Building Materials 3

3.0 Discussion of Survey Results 4

3.1 Asbestos 4

3.2 LBP 6

3.3 Other Hazardous Building Materials 8

4.0 Conclusions and Recommendations 10

4.1 Asbestos 10

4.2 LBP 11

4.3 Other Hazardous Building Materials 14

5.0 Reliance and Limitations 15

Tables

Table 1 Summary of Asbestos Results & Observations

Table 2 Summary of LBPs and Lead-Containing Materials

Table 3 Summary of Other Hazardous Materials

Table 4 ACMs

Table 5 LBPs and Lead-Containing Materials

Copyright 2018 Converse Consultants

Appendices

Appendix A	Certifications
Appendix B	Asbestos Analytical Report & Chain of Custody Documentation
Appendix C	Lead-Base Paint XRF Logs
Appendix D	Hazardous Materials Field Logs

Copyright 2018 Converse Consultants

Definitions

Asbestos-Containing Material (ACM): The United States Environmental Protection Agency (EPA) has defined an ACM to be any substance containing more than one percent (1%) asbestos by weight.

Asbestos-Containing Construction Material (ACCM): The California Environmental Protection Agency (Cal/EPA) defines an ACCM as any substance containing one-tenth of one percent (0.1%) to one percent (1%) asbestos by weight. This is considered an ACM by South Coast Air Quality Management District (SCAQMD).

Class I Non-friable ACM: A material containing more than one percent (1%) asbestos and that when dry, can be broken, crumbled, pulverized or reduced to powder in the course of demolition or renovation activities. Class I Non-friable ACMs include, but are not limited to, fractured or crushed asbestos cement products, transite materials, roofing felts and tiles, mastics, and resilient floor coverings.

Class II Non-friable ACM: A material containing more than one percent (1%) asbestos and that is neither friable nor Class I non-friable.

Friable ACM: A material containing more than one percent (1%) asbestos and that when dry, can be crumbled, pulverized or reduced to powder by hand pressure.

Lead-Base Paint (LBP): The California Department of Public Health (CDPH) has defined a LBP as containing a lead concentration greater than 1.0 milligrams per centimeter squared (mg/cm^2); 5,000 parts per million; or 0.5 percent by weight.

Copyright 2018 Converse Consultants

Executive Summary

This report presents the results of the Converse Consultants (Converse) Hazardous Materials Survey completed at various buildings that are to be renovated at Pacific High School (1020 Pacific Street in the City of San Bernardino, San Bernardino County, California), herein referred to as the Property. The purpose of the survey was to identify suspect asbestos-containing materials (ACMs), lead-based paints (LBPs), and other hazardous materials prior to select renovation activities at the Property.

The work was completed by environmental professionals and has been performed in accordance with our proposal dated March 26, 2018. Our work consisted of the following tasks:

- Performed a non-destructive survey of the property.
- Collected bulk samples of suspect interior ACMs, and submitted samples to the laboratory for analysis.
- Completed a LBP Survey utilizing a portable x-ray fluorescent (XRF) device.
- Inventoried other hazardous materials
- Preparation of this report.
- Converse conducted the survey from April to June, 2018.

I. Asbestos

The following general types of asbestos were detected in the following buildings:

Building	General Type of ACM				
	Flooring	Walls	TSI	Roof	Other
D, Rooms 1-4	X			X	X
E		X	X		
G, Rooms 4-8					X
H, Rooms 5-9	X				X
Gymnasium	X				X

If the ACMs are impacted by the pending the renovation activities, the ACM should be abated. The abatement must be performed by a Cal/OSHA licensed asbestos abatement contractor using methods in accordance with Title 8 of California Code of Regulations (CCR) 1529 and South Coast Air Quality Management District Rule 1403.

Converse further recommends that asbestos abatement procedures be monitored by an independent Certified Asbestos Consultant knowledgeable in asbestos abatement procedures.

Copyright 2018 Converse Consultants

In the event that suspect ACMs are observed during the renovation activities that were not previously sampled, these materials should be assumed to be ACMs, until such time that they can be sampled and evaluated for asbestos content.

If the ACMs are not impacted by the pending renovation activities, the ACMs will need to be managed in place through an AHERA Management Plan/Operations and Maintenance Plan, including Periodic Surveillance and 3 year Re-inspections.

II. LBP

The following general exterior and interior components were found to have lead concentrations greater than 1.0 mg/cm^2 .

Building	Exterior				Interior			
	Doors & Comp.	Windows & Comp.	Walls	Other	Doors & Comp.	Windows & Comp.	Walls	Other
D Rooms 1-4	X	X	X	X		X		X
E	X	X		x	X	X		X
F		X		X		X	X	
G Rooms 4-8	X	X		X		X		X
H Rooms 5-9	X	X		X		X		X
Boys Locker Rm	X			X			X	X
Gym				X				X

The paint conditions varied from intact (good) to damaged. At the time of the renovation activities, LBPs found to be in damaged conditions (peeling, flaking, delaminating) will need to be stabilized by a licensed lead abatement contractor. All paint stabilization must be performed by a CDPH licensed lead abatement contractor using workers that have undergone the necessary lead training and are CDPH certified workers.

Converse further recommends that the lead stabilization activities be monitored by an independent third party or consultant knowledgeable in lead stabilization and abatement procedures and is at a minimum, a CDPH certified Lead Project Monitor.

Although other painted surfaces tested did not meet the criteria for LBP, concentrations of lead were detected in these other materials. Title 8 CCR 1532.1 (Lead) may require workers that perform either manual demolition or manual scraping or sanding of painted surfaces to undergo an exposure assessment including air monitoring of the breathing zone.

In the event that suspect LBPs are observed during the renovation activities that were not previously sampled, these materials should be assumed to contain lead in concentrations

Copyright 2018 Converse Consultants

exceeding 1.0 mg/cm^2, until such time that they can be sampled and evaluated for lead content.

III. Other Hazardous Building Materials

Fluorescent light fixtures were observed in the subject buildings. All ballasts which are not clearly marked “No PCBs” or “PCB Free” shall be assumed to contain PCBs, and shall be removed intact, packaged, and disposed of appropriately as hazardous waste. All other ballasts may be incinerated or recycled at an appropriate disposal site.

All fluorescent tubes will be disposed as universal waste. Remaining bulbs will be disposed according to applicable regulations.

Smoke detectors were observed in the subject buildings. These items will need to be disassembled and categorized as either ionization detector (radioactive) or photoelectric detectors, which can be completed by checking for the required radioactive stickers on the baseplates. Photoelectric detectors may be discarded as construction debris. Ionization detectors will require appropriate off-site disposal per appropriate regulations.

Exit sings will be disassembled to confirm if they are paper, electric or tritium. Paper and electric may be disposed as construction debris. Tritium will be disposed off-site according to regulations.

Digital thermostats will be discarded as construction debris. If any mercury thermostats are encountered, they will be discarded as hazardous waste.

Copyright 2018 Converse Consultants

1.0 Purpose and Scope of Services

This report presents the results of the Converse Consultants (Converse) Hazardous Materials Survey completed at various buildings that are to be renovated at Pacific High School (1020 Pacific Street in the City of San Bernardino, San Bernardino County, California), herein referred to as the Property. The purpose of the survey was to identify suspect asbestos-containing materials (ACMs), lead-based paints (LBPs), and other hazardous materials prior to renovation activities at the Property.

The work was completed by environmental professionals and has been performed in accordance with our proposal dated March 26, 2018. Our work consisted of the following tasks:

- Performed a non-destructive survey of the following buildings: Buildings D Rooms 1-4, E, F, G Rooms 4-8, H Rooms 5-9, Boys Locker Room & Gymnasium.
- Collected bulk samples of suspect ACMs and submitted samples to the laboratory for analysis.
- Completed a LBP Survey utilizing a portable x-ray fluorescent (XRF) device.
- Inventoried other hazardous materials
- Preparation of this report.
- Converse conducted the survey from April to June, 2018.

The survey was completed by one or more of the following Converse employees:

- Norman Eke, Cal/OSHA Certified Asbestos Consultant, #96-2093
- George Paler, Cal/OSHA Certified Asbestos Consultant, #93-1136, CDPH Certified Lead Inspector/Assessor, #I-1487
- Andrew Romero, Cal/OSHA Certified Asbestos Consultant #09-4091, CDPH Certified Lead Inspector/Assessor #I-15505
- Rodney Stansfield, Cal/OSHA Certified Asbestos Consultant, #97-2309, CDPH Certified Lead Inspector/Assessor #I-4364
- Laura Tanaka, Cal/OSHA Certified Asbestos Consultant, #11-4708, CDPH Certified Lead Inspector/Assessor, #I-3086

Copies of applicable certifications have been provided in Appendix A.

All bulk asbestos samples were submitted to LA Testing, 520 Mission Street, South Pasadena, California, and is accredited by AIHA (Lab ID 102814), NVLAP (Lab Code 200232-0), and the State of California (Certificate No. 2283).

Copies of the laboratory certificates are also provided in Appendix A.

Copyright 2018 Converse Consultants

2.0 Sampling Methodology

2.1 Asbestos

Prior to sampling, Converse visually surveyed the interiors of the buildings for presumed asbestos-containing materials and homogeneous areas (areas that have uniform color, texture, and appearance). Suspect materials were divided into friable and non-friable materials and placed in one of the following Environmental Protection Agency (EPA) categories:

- Surfacing Materials (sprayed or troweled-on materials)
- Thermal Systems Insulations (materials generally applied to various mechanical systems)
- Miscellaneous Materials (any materials which do not fit in the above categories)

Our sampling methodology followed the general guidelines for bulk asbestos sampling as presented in Section 40, Part 763 (AHERA) of the Code of Federal Regulations (CFR) and extended to public buildings by ASHARA in 1994. Converse generally collected bulk samples of the following suspect interior materials at the various buildings. All noted quantities are estimates only. Not all materials of the identified materials were observed in all the buildings/rooms.

- Interior walls
- Vapor barrier paper
- Vinyl flooring tiles and associated mastics
- Baseboard mastics
- Ceiling materials and associated mastics
- Thermal system insulation
- Blown-in insulation
- Window putty

2.2 LBP

Prior to sampling, Converse visually surveyed the interiors and exteriors of the buildings for painted building components and ceramic materials (tiles and plumbing fixtures). Our sampling methodology generally followed the “Guidelines for the Evaluation and Control of Lead-Based Paint Hazards in Housing” published by the Department of Housing and Urban Development (HUD) in 1995.

Converse used an x-ray fluorescence (XRF) device to measure lead content in painted surfaces. The detection level for lead was set at 1.0 milligrams per

Copyright 2018 Converse Consultants

square centimeter (mg/cm²) as defined by the EPA. Typical interior and exterior components surveyed included:

- Walls
- Ceilings and ceiling beams
- Windows and associated components
- Doors and associated components
- Bathroom and baseboard tiles
- Sinks
- Gutters and downspouts

2.3 Other Hazardous Building Materials

Converse inventoried fluorescent light fixtures and mercury-containing thermostats in the building at the Property.

The inventory was completed to provide an estimate of the number of fixtures/ballasts, fluorescent light tubes, and mercury-containing thermostats present, which will require special handling for disposal. All noted quantities are estimates only.

Copyright 2018 Converse Consultants

3.0 Discussion of Survey Results

3.1 Asbestos

The bulk asbestos samples were submitted to LA Testing and EMSL Analytical. The asbestos samples were analyzed for asbestos content by EPA Test Method 600/R-93/116.

Provided in the following table is a summary of the bulk interior asbestos sample results. The laboratory analytical reports and chain-of-custody documentation are included in Appendix B.

The rooms were generally in good condition. No obvious fire or structural damage was observed.

Table 1 - Summary of Asbestos Results & Observations

Sample No.	Building Material	Percent Asbestos	Comments
Building D, Rooms 1-4			
D-04 - 06	Penetration Mastic	10%	Approximately 30 square feet of material in good condition.
--	12x12 VFT	ACM	This material was identified as an ACM in a prior survey report completed by another consultant. Located in every classroom.
--	Transite Pipe	Presumed	Observed above the ceiling in Room D2. Not sampled due to know asbestos content of transite.
Additional Comments: Asbestos was not detected in the remaining suspect materials sampled by Converse: roof core, exterior stucco, plaster walls and ceilings, black counter tops, blown-in insulation, drywall/joint compound, unfinished drywall, barrier paper, and 12x12 beige VFT and mastic.			
Building E			
E-01-07	Plaster with skim coat and joint compound	<1% (ACM)	Approx. 18,300 square feet of material on walls and ceiling. Trace amounts of asbestos detected in the skim coat. This is considered an ACM by SCAQMD.
E-17-18	TSI Elbows	20%-40%	A total of two elbows observed above Rooms E3A and E5. Material in good condition. Both amosite (20%) and chrysotile (40%) asbestos were detected.

Copyright 2018 Converse Consultants

Table 1 - Summary of Asbestos Results & Observations

Sample No.	Building Material	Percent Asbestos	Comments
Additional Comments: Asbestos was not detected in the remaining suspect materials sampled by Converse: 12x12 floor tiles and mastics, ceiling drywall and skim coat, blown-in insulation, and roof debris.			
Building F			
No asbestos was detected in the sampled materials. Converse collected samples of the following materials: plaster with skim coat, 12x12 floor tile and mastic, drywall/joint compound,			
Building G, Rooms 4-8			
GE-10-12	Dark brown baseboard mastic	3%	Approx. 150 square feet of material in the classrooms. Material was in good condition.
Additional Comments: Asbestos was not detected in the remaining suspect materials sampled by Converse: 12x12 floor tile and mastic, plaster walls and ceiling with skim coat and joint compound, This building is noted as GE (Building G-East) on the chain of custody documentation.			
Building H, Rooms 5-9			
HE - 1-3	Black mastic to 12x12 tan-grey vinyl floor tile (VFT) with white specks	2%	Approx. 900 square feet of material located in the classrooms or storage rooms. Chrysotile asbestos detected in the mastic only.
He – 7-9	Brown baseboard mastic	3%	Approx. 200 square feet of baseboard mastic located in the classrooms. Anthophylite asbestos was detected in the mastic.
HE – 10-12	Residual window putty	3%	Approx. 7 square feet of residual window putty observed on the interior of the windows in the Classroom H5.
Additional Comments: No asbestos was detected in the remaining sampled materials. Converse collected samples of the following materials: 12x12 VFT and mastic, drywall/joint compound, and plaster and skim coat.			
Boy's Locker Room			
No asbestos was detected in the sampled materials. Converse collected samples of the following materials: 12x12 VFTs and mastics, baseboard mastic, drywall/joint compound (walls and ceilings).			
Gymnasium			

Copyright 2018 Converse Consultants
\