



B O N D R E P O R T

Citizens' Oversight Committee

OCTOBER 2014

Facilities Management Department





Dominguez Elementary School



On the Cover

Dominguez Elementary School

CONTENTS

Introduction	4
Bond Issue Status	4
Bond Spending by Issue	5
Measure T	
Bond Spending by Project and Issue	6
Bond Spending by Project Type	10
Bond Spending by Summary Account	11
Bond Spending by Account	11
Bond Spending by Project and Summary Account	12
Measure N	
Bond Spending by Project and Issue	16
Bond Spending by Project Type	17
Bond Spending by Summary Account	17
Bond Spending by Account	17
Bond Spending by Project and Summary Account	18

Introduction

On March 2, 2004, the voters of the San Bernardino City Unified School District approved Measure T by a yes vote of 61.4%. Measure T provided for capital facilities bonds in the amount of \$140 million. Bond funds are being used in conjunction with available State bond and local funding to maximize the number of projects that can be accomplished. The Measure T bonds were planned to be issued in five separate series. As of this report, all five of the series have been issued. The first series, Series A, was sold in September 2004 and was used primarily to pay off Certificates of Participation used to construct school facilities. The Series B was sold in May 2006, Series C was sold in May 2007 and Series D and E were sold in March 2011 to fund new campuses, modernizations, SDC additions and other facilities upgrades and held as capitalized interest for the Qualified School Construction Bonds (QSCB) sold by the District.

On November 6, 2012, voters passed Bond Measure N - the San Bernardino City Unified School District Student Safety and School Repair Measure. Measure N provides bonds in the amount of \$250 million and passed overwhelmingly with 71% of the vote. Measure N is providing improved educational opportunities by repairing and replacing leaky roofs, deteriorating classrooms, fire alarms security/electrical systems and removing asbestos as well as updating classroom technology, science labs and vocational education programs as well.

This report summarizes the spending of both Measure T and N Bond funds since Measure T's inception in 2004 through September 30, 2014. Cost reported may be subject to change as fiscal year Proposition 39 audits are completed.

Bond Issue Status - Measures T and N

To date, the \$140 million of Measure T approved bonds have been sold in five series. Series A was issued in 2004 for \$45 million, Series B was issued in 2006 for \$68 million, Series C was issued in 2007 for \$10 million, and Series D & E were issued in 2011 for \$11.5 million and 5.5 million, respectively. Of the \$140 million, approximately \$23.3 million remains to be spent on active construction projects.

\$42.7 million of the \$250 million approved Measure N bonds have been sold in two series as of this report. Series A and B were issued in 2013 in the amounts of \$30.2 million and \$12.5 million, respectively. As of this report, \$7 million in expenditures have been spent against Series A.



Lankershim Elementary School



Bond Spending by Issue - Measures T and N

A total of \$116.6 million of the sold Measure T bonds has been spent as of September 30, 2014. The chart below indicates the amount spent by issue for each of the four project types (New Campuses, Special Day Classroom (SDC) Additions, Modernizations, and Other) for Measures T and N. A total of \$7 million of the sold Measure N bonds have been spent as of this report.

Muscoy Elementary School

Bond Spending by Issue

Measure T

	Series A: \$44,999,498 2004	Series B: \$67,999,967 2006	Series C: \$9,997,217 2007	Series D & E: \$16,972,853 2011
New Campus	\$23,272,926.23	\$39,000,463.90	\$575,907.24	\$134,403.89
SDC	\$10,772.70	\$21,513,563.48	\$2,698,878.64	\$1,192,215.99
Modernization	\$6,356,699.93	\$4,531,495.52	\$4,215,933.81	\$3,325.50
Other	\$11,319,406.41	\$955,750.47	\$73,516.84	\$787,735.76
Total	\$40,959,805.27	\$66,001,273.37	\$7,564,236.53	\$2,117,681.14
Grand Total				\$116,642,996.31

Measure N

	Series A \$30,278,209 2013	Series B \$12,520,241 2013
New Campus	\$0.00	\$0.00
SDC	\$66,900.00	\$0.00
Modernization	\$0.00	\$0.00
Other	\$6,940,708.23	\$0.00
Total	\$7,007,608.23	\$0.00
Grand Total	\$7,007,608.23	

Bond Issue Status

Measure T

	Series A: \$44,999,498 2004	Series B: \$67,999,967 2006	Series C: \$9,997,217 2007	Series D: \$11,525,419 2011	Series E: \$5,447,434 2011
Interest Earned	\$197,076.46	\$4,589,936.41	\$832,092.07	\$146,674.17	\$0.00
Cost of Bond Issuance	\$973,070.29	\$1,608,296.00	\$394,762.00	\$710,126.00	\$25,064.00
Expenditures	\$40,959,805.27	\$66,001,273.37	\$7,564,236.53	\$2,117,681.14	\$0.00

Measure N

	Series A: \$30,278,209 2013	Series B: \$12,520,241 2013
Interest Earned	\$131,552.97	\$55,737.25
Cost of Bond Issuance	\$214,077.05	\$129,826.72
Expenditures	\$7,007,608.23	\$0.00

Bond Spending by Project and Issue - Measure T

The following tables indicate a breakdown of the \$116.6 million in bond expenditures for each project type (New Campuses, Special Day Classroom Additions, Modernizations and Other) by bond issuance and are listed alphabetically by school name. Bond funds were expended for more than one hundred projects. In many cases, these bond expenditures have been leveraged against matching funds from the State and local Developer Fees.

Project Key

NEW = New Campus

MOD = Modernization

ADD = Addition

MU = Multi-use Room

SDC = Special Day Classroom

KIT = Kitchen

GP = Growth Portables

New Construction Projects

ID	STATE PROJECT APPLICATION NUMBER	PROJECT NAME	PROJECT TYPE	EXPENDITURES	EXPENDITURES	EXPENDITURES	EXPENDITURES
				FUND 21 G.O. BOND Series A	FUND 21 G.O. BOND Series B	FUND 21 G.O. BOND Series C	FUND 21 G.O. BOND Series D
C03	50-67876-00-009	ANTON ES #45	NEW	\$5,969,753.22	\$0.00	\$0.00	\$0.00
C79	50-67876-00-078	CAPTAIN LELAND F. NORTON ES #52	NEW	\$23,744.49	\$245,729.13	\$0.00	\$0.00
C66	50-67876-00-002	CHAVEZ MS	NEW	\$2,395,746.90	\$458,443.16	\$0.00	\$0.00
C67	50-67876-00-065	CURTIS MS & SDC	NEW	\$874,075.99	\$14,093,895.23	\$0.00	\$0.00
C76	50-67876-00-075	DR. MILDRED D. HENRY ES #49	NEW	\$8,475.00	\$86,503.85	\$0.00	\$1,932.02
C80	50-67876-00-077	GEORGE BROWN JR. ES #53	NEW	\$8,250.00	\$178,697.52	\$0.00	\$0.00
C78	50-67876-00-076	GRACIANO GOMEZ ES #51	NEW	\$8,625.00	\$0.00	\$0.00	\$116,631.92
C81	50-678796-00-073	H. FRANK DOMINGUEZ ES #54	NEW	\$4,125.00	\$1,242,748.66	\$575,845.81	\$0.00
C05	50-67876-00-012	HIGHLAND/CYPRESS ES #50	NEW	\$11,250.00	\$0.00	\$0.00	\$0.00
C82	50-67876-00-003	INDIAN SPRINGS HS #8	NEW	\$134,058.40	\$17,776.61	\$0.00	\$0.00
C02	50-67876-00-005	JONES ES #46	NEW	\$8,186,789.82	\$8,887.64	\$0.00	\$0.00
C65	50-67876-00-008	LINCOLN II No. ES #44	NEW	\$27,900.00	\$0.00	\$0.00	\$0.00
C83	50-67876-00-079	LITTLE MOUNTAIN ES #55	NEW	\$0.00	\$10,008.06	\$0.00	\$0.00
C09	50-67876-00-080	MIDDLE COLLEGE HS	NEW	\$139,369.95	\$18,539.38	\$0.00	\$0.00
C69	50-67876-00-001	MUSCOY MS #10	NEW	\$30,061.70	\$0.00	\$0.00	\$0.00
C84	50-67876-00-074	PAAKUMA' K-8 - #56	NEW	\$0.00	\$40,489.67	\$0.00	\$15,839.95
C10	50-67876-00-004	RODRIGUEZ PREP ACADEMY ES #47	NEW	\$3,420,535.76	\$7,591,573.98	\$0.00	\$0.00
C01	50-67876-00-072	WONG ES #48	NEW	\$2,030,165.00	\$15,007,171.01	\$61.43	\$0.00
New Construction Projects Subtotals				\$23,272,926.23	\$39,000,463.90	\$575,907.24	\$134,403.89





SDC/Addition Projects

ID	STATE PROJECT APPLICATION NUMBER	PROJECT NAME	PROJECT TYPE	EXPENDITURES	EXPENDITURES	EXPENDITURES	EXPENDITURES
				FUND 21 G.O. BOND Series A	FUND 21 G.O. BOND Series B	FUND 21 G.O. BOND Series C	FUND 21 G.O. BOND Series D
C45	50-67876-00-051	ARROWVIEW MS	SDC	\$211.35	\$971,090.83	\$0.00	\$0.00
C68	50-67876-00-071	ARROYO VALLEY HS	ADD	\$1,500.00	\$0.00	\$0.00	\$0.00
C37	50-67876-00-043	BARTON ES	SDC	\$0.00	\$18,402.08	\$1,258,236.89	\$0.00
C51	50-67876-00-057	BRADLEY ES	SDC	\$0.00	\$15,294.86	\$953.54	\$0.00
C49	50-67876-00-055	CAJON HS	SDC	\$0.00	\$1,151,763.58	\$0.00	\$0.00
C52	50-67876-00-058	CYPRESS ES	SDC	\$0.00	\$0.00	\$80,126.42	\$0.00
C46	50-67876-00-052	DEL VALLEJO MS	SDC	\$0.00	\$1,401,495.94	\$0.00	\$0.00
C60	50-67876-00-066	GOLDEN VALLEY MS	SDC	\$0.00	\$1,124,912.26	\$0.00	\$0.00
C53	50-67876-00-059	HILLSIDE ES	SDC	\$0.00	\$7,318.62	\$0.00	\$0.00
C40	50-67876-00-046	HUNT ES	SDC	\$0.00	\$2,359.36	\$0.00	\$0.00
C47	50-67876-00-053	KING MS	SDC	\$0.00	\$1,336,566.58	\$0.00	\$0.00
C98	56-67876-00-008	LANKERSHIM ES	ADD	\$0.00	\$2,283,715.83	\$21,250.30	\$0.00
C100	50-67876-00-085	LANKERSHIM ES	SDC	\$0.00	\$717,233.50	\$1,506.50	\$0.00
C94	56-67876-00-005	LINCOLN ES	ADD	\$0.00	\$0.00	\$0.00	\$40,899.77
C101	50-67876-00-083	LINCOLN ES	SDC	\$0.00	\$0.00	\$0.00	\$2,825.96
C99	56-67876-00-004	LYTLE CREEK ES	ADD	\$0.00	\$404,890.36	\$52,983.24	\$31,106.71
C102	50-67876-00-081	LYTLE CREEK ES	SDC	\$0.00	\$137,939.26	\$8,957.42	\$5,453.72
C95	56-67876-00-006	MUSCOY MS	ADD	\$0.00	\$18,472.87	\$0.00	\$818,059.69
C103	50-67876-00-082	MUSCOY MS	SDC	\$0.00	\$1,136,938.79	\$74,773.79	\$221,396.79
C63	50-67876-00-069	PACIFIC HS	SDC	\$0.00	\$1,111,782.51	\$0.00	\$0.00
C56	50-67876-00-062	PALM AVENUE ES	SDC	\$0.00	\$110,496.07	\$1,034,194.20	\$0.00
C44	50-67876-00-050	ROOSEVELT ES	SDC	\$0.00	\$211.25	\$0.00	\$0.00
C50	50-67876-00-056	SAN BERNARDINO HS	SDC	\$8,850.00	\$1,219,794.10	\$0.00	\$0.00
C64	50-67876-00-070	SAN GORGONIO HS	SDC	\$211.35	\$1,369,044.73	\$0.00	\$0.00
C48	50-67876-00-054	SERRANO MS	SDC	\$0.00	\$1,489,518.10	\$0.00	\$0.00
C62	50-67876-00-068	SHANDIN HILLS MS	SDC	\$0.00	\$1,503,527.36	\$5,058.79	\$0.00
C96	56-67876-00-009	VERMONT ES	ADD	\$0.00	\$2,714,643.39	\$102,176.58	\$2,790.47
C104	50-67876-00-084	VERMONT ES	SDC	\$0.00	\$793,786.86	\$13,160.47	\$787.00
C97	56-67876-00-007	WILSON ES	ADD	\$0.00	\$338,323.39	\$39,816.76	\$51,672.78
C105	50-67876-00-084	WILSON ES	SDC	\$0.00	\$134,041.00	\$5,683.74	\$17,223.10
SDC/Addition Projects Subtotals				\$10,772.70	\$21,513,563.48	\$2,698,878.64	\$1,192,215.99

Bond Spending by Project and Issue - Measure T - cont.

Project Key

NEW = New Campus

MOD = Modernization

ADD = Addition

MU = Multi-use Room

SDC = Special Day Classroom

KIT = Kitchen

GP = Growth Portables

Modernization Projects

ID	STATE	PROJECT APPLICATION NUMBER	PROJECT NAME	PROJECT TYPE	EXPENDITURES	EXPENDITURES	EXPENDITURES	EXPENDITURES
	FUND 21				FUND 21	FUND 21	FUND 21	
					G.O. BOND	G.O. BOND	G.O. BOND	G.O. BOND
					Series A	Series B	Series C	Series D
M05	57-67876-00-050	ARROWVIEW MS	MOD	\$0.00	\$6,165.46	\$901,179.14	\$0.00	\$0.00
M06	57-67876-00-051	BARTON ES	MOD	\$26,133.95	\$9,635.28	\$80,000.33	\$0.00	\$0.00
M07	57-67876-00-052	BELVEDERE ES	MOD	\$12,839.79	\$544,572.36	\$0.00	\$0.00	\$0.00
M49	57-67876-00-096	BRADLEY ES	MOD	\$0.00	\$68,143.87	\$295,498.01	\$0.00	\$0.00
M08	57-67876-00-053	BURBANK ES	MOD	\$43,505.23	\$10,342.25	\$0.00	\$0.00	\$0.00
M09	57-67876-00-054	CAJON HS	MOD	\$368,339.00	\$1,237,751.07	\$0.00	\$0.00	\$0.00
M58	58-67876-00-001	CAJON HS	MOD	\$0.00	\$0.00	\$1,155,250.48	\$0.00	\$0.00
M13	57-67876-00-058	CURTIS MS	MOD	\$97,058.54	\$950,130.70	\$0.00	\$0.00	\$0.00
M14	57-67876-00-059	CYPRESS ES	MOD	\$0.00	\$15.46	\$0.00	\$0.00	\$0.00
M02	57-67876-00-060	DEL VALLEJO MS	MOD	\$1,931,756.22	\$480,904.74	\$0.00	\$0.00	\$0.00
M15	57-67876-00-061	EMMERTON ES	MOD	\$28,165.91	\$4,617.86	\$315,375.70	\$0.00	\$0.00
M16	57-67876-00-062	FAIRFAX ES	MOD	\$0.00	\$1,345.93	\$0.00	\$0.00	\$0.00
M17	57-67876-00-063	GOLDEN VALLEY MS	MOD	\$341,142.59	\$0.00	\$0.00	\$0.00	\$0.00
M18	57-67876-00-064	HIGHLAND PACIFIC ES	MOD	\$0.00	\$75,249.34	\$25,367.77	\$0.00	\$0.00
M20	57-67876-00-066	HUNT ES	MOD	\$0.00	\$735.12	\$0.00	\$0.00	\$0.00
M23	57-67876-00-069	KIMBARK ES	MOD	\$434,469.44	\$0.00	\$0.00	\$0.00	\$0.00
M01	57-67876-00-092	KING MS	MOD	\$2,061,815.75	\$0.00	\$0.00	\$0.00	\$0.00
M24	57-67876-00-070	LANKERSHIM ES	MOD	\$27,178.27	\$0.00	\$2,239.82	\$0.00	\$0.00
M25	57-67876-00-071	LINCOLN ES	MOD	\$0.00	\$46,770.19	\$0.00	\$0.00	\$0.00
M26	57-67876-00-072	LYTLE CREEK ES	MOD	\$0.00	\$2,000.00	\$3,507.00	\$0.00	\$0.00
M29	57-67876-00-075	MT. VERNON ES	MOD	\$0.00	\$40,497.55	\$0.00	\$0.00	\$0.00
M28	57-67876-00-074	MUSCOY ES	MOD	\$242,413.36	\$0.00	\$0.00	\$0.00	\$0.00
M30	57-67876-00-076	NEWMARK ES	MOD	\$49,236.90	\$0.00	\$0.00	\$0.00	\$0.00
M31	57-67876-00-077	NORTH PARK ES	MOD	\$70,761.83	\$0.00	\$0.00	\$0.00	\$0.00
M32	57-67876-00-078	OEHL ES	MOD	\$85,238.31	\$15,908.61	\$39,494.32	\$0.00	\$0.00
M47	57-67876-00-093	PACIFIC HS	MOD	\$0.00	\$11,516.51	\$0.00	\$0.00	\$0.00
M34	57-67876-00-080	RICHARDSON PREP. HS	MOD	\$0.00	\$10,500.00	\$0.00	\$0.00	\$0.00
M35	57-67876-00-081	RILEY ES	MOD	\$0.00	\$180,185.33	\$0.00	\$0.00	\$0.00
M36	57-67876-00-082	RIO VISTA ES	MOD	\$0.00	\$16,440.00	\$0.00	\$0.00	\$0.00
M37	57-67876-00-083	ROOSEVELT ES	MOD	\$0.00	\$33,687.01	\$0.00	\$0.00	\$0.00
M10	57-67876-00-055	SALINAS ES	MOD	\$0.00	\$94,040.98	\$137,706.74	\$0.00	\$0.00
M51	57-67876-00-094	SAN ANDREAS HS	MOD	\$0.00	\$22,720.67	\$0.00	\$1,691.50	\$0.00
M38	57-67876-00-084	SAN BERNARDINO HS	MOD	\$62,694.07	\$12,785.00	\$0.00	\$0.00	\$0.00
M40	57-67876-00-086	SERRANO MS	MOD	\$212,124.59	\$293,229.88	\$1,255,265.49	\$0.00	\$0.00
M41	57-67876-00-087	SHANDIN HILLS MS	MOD	\$218,413.51	\$0.00	\$0.00	\$0.00	\$0.00
M52	57-67876-00-095	SIERRA HS	MOD	\$0.00	\$17,636.60	\$0.00	\$1,634.00	\$0.00
M42	57-67876-00-088	THOMPSON ES	MOD	\$43,412.67	\$342,288.12	\$0.00	\$0.00	\$0.00
M46	57-67876-00-099	WARM SPRINGS ES	MOD	\$0.00	\$0.00	\$5,049.01	\$0.00	\$0.00
M45	57-67876-00-091	WILSON ES	MOD	\$0.00	\$1,679.63	\$0.00	\$0.00	\$0.00
Modernization Projects Subtotals					\$6,356,699.93	\$4,531,495.52	\$4,215,933.81	\$3,325.50

Other Projects

ID	STATE	PROJECT NAME	PROJECT TYPE	EXPENDITURES	EXPENDITURES	EXPENDITURES	EXPENDITURES
	PROJECT APPLICATION			FUND 21	FUND 21	FUND 21	FUND 21
	NUMBER			G.O. BOND	G.O. BOND	G.O. BOND	G.O. BOND
			Series A	Series B	Series C	Series D	
P16	N/A	ARROWVIEW MS	OTHER	\$0.00	\$3,539.87	\$31,033.87	\$0.00
P18	N/A	ARROWVIEW MS	KIT	\$0.00	\$50.00	\$0.00	\$0.00
P24	N/A	ARROWVIEW MS HVAC	HVAC	\$0.00	\$80,374.04	\$0.00	\$1,946.30
C35	50-67876-00-040	BARTON ES	GP	\$191,523.18	\$1,500.00	\$0.00	\$0.00
C21	50-67876-00-026	BARTON ES	MU	\$501,576.40	\$0.00	\$0.00	\$0.00
C13	50-67876-00-018	BELVEDERE ES	MU	\$495,627.72	\$0.00	\$0.00	\$0.00
P52	N/A	BRADLEY ES	OTHER	\$0.00	\$0.00	\$0.00	\$0.00
C34	50-67876-00-039	CAJON HS	GP	\$95,029.48	\$1,500.00	\$0.00	\$0.00
P21	N/A	CAJON HS	KIT	\$0.00	\$6.00	\$0.00	\$0.00
P25	N/A	CAJON HS	HVAC	\$0.00	\$14,896.42	\$0.00	\$1,965.91
P57	N/A	CAPS SECURITY LIGHTING	OTHER	\$0.00	\$0.00	\$0.00	\$0.00
C75	52-67876-00-002	CHAVEZ JOINT USE GYM	MU	\$1,629,173.32	\$0.00	\$0.00	\$0.00
P41	N/A	CID COMPLEX	OTHER	\$0.00	\$0.00	\$0.00	\$0.00
P19	N/A	CURTIS MS	KIT	\$0.00	\$6.00	\$0.00	\$0.00
P61	N/A	CYPRESS ES	OTHER	\$0.00	\$0.00	\$0.00	\$3,699.00
C20	50-67876-00-025	DAVIDSON ES	MU	\$473,920.31	\$0.00	\$0.00	\$0.00
	N/A	DEFERRED MAINTENANCE PROJECTS	OTHER	\$0.00	\$141,702.97	\$0.00	\$0.00
C14	50-67876-00-019	DEL ROSA ES	MU	\$489,347.90	\$0.00	\$0.00	\$0.00
C33	50-67876-00-038	DEL VALLEJO MS	GP	\$263,830.92	\$1,500.00	\$0.00	\$0.00
P26	N/A	DEL VALLEJO MS	HVAC	\$0.00	\$0.00	\$0.00	\$1,946.47
C08	50-67876-00-042	GOLDEN VALLEY MS	OTHER	\$1,300,000.00	\$500.00	\$0.00	\$0.00
P27	N/A	GOLDEN VALLEY MS	HVAC	\$0.00	\$19,313.20	\$0.00	\$1,946.47
Growth	N/A	GROWTH PROJECTS	GP	\$68,270.45	\$0.00	\$0.00	\$0.00
C22	50-67876-00-027	HIGHLAND PACIFIC ES	MU	\$471,702.19	\$0.00	\$0.00	\$0.00
P62	N/A	HIGHLAND PACIFIC ES	OTHER	\$0.00	\$0.00	\$0.00	\$3,699.00
P63	N/A	HILLSIDE ES	OTHER	\$0.00	\$0.00	\$0.00	\$3,699.00
P64	N/A	HUNT ES	OTHER	\$0.00	\$0.00	\$0.00	\$3,699.00
P23	N/A	HUNT ES - Phase II	OTHER	\$0.00	\$78,264.11	\$0.00	\$0.00
P56	N/A	INDIAN SPRINGS HS #8	OTHER	\$0.00	\$0.00	\$0.00	\$0.00
C17	50-67876-00-022	INGHRAM ES	MU	\$494,634.30	\$0.00	\$0.00	\$0.00
C25	50-67876-00-030	KENDALL ES	MU	\$503,102.51	\$0.00	\$0.00	\$0.00
C12	50-67876-00-017	LANKERSHIM ES	MU	\$479,817.88	\$0.00	\$0.00	\$0.00
C18	50-67876-00-023	LYTLE CREEK ES	MU	\$496,893.53	\$0.00	\$0.00	\$0.00
P55	N/A	LYTLE CREEK ES	OTHER	\$0.00	\$0.00	\$166.80	\$435,951.75
C86	N/A	MIDDLE COLLEGE HS	GP	\$3,103.20	\$0.00	\$0.00	\$0.00
P53	N/A	MARSHALL ES	OTHER	\$0.00	\$0.00	\$0.00	\$0.00
P28	N/A	MARTIN LUTHER KING MS	HVAC	\$0.00	\$0.00	\$0.00	\$1,946.35
MN1	N/A	MEASURE N PROJECTS	OTHER	\$0.00	\$0.00	\$0.00	\$0.00
C16	50-67876-00-021	MUSCOY ES	MU	\$496,329.65	\$0.00	\$0.00	\$0.00
C24	50-67876-00-029	NEWMARK ES	MU	\$487,168.75	\$0.00	\$0.00	\$0.00
P65	N/A	N. VERDEMONT ES	OTHER	\$0.00	\$0.00	\$0.00	\$3,699.00
P59	N/A	ORG PORTABLE REMOVAL	OTHER	\$0.00	\$0.00	\$0.00	\$32,325.00
P11	N/A	PACIFIC HS	KIT	\$0.00	\$9,193.83	\$0.00	\$0.00
P29	N/A	PACIFIC HS	HVAC	\$0.00	\$0.00	\$0.00	\$26,965.88
P09	N/A	PALM AVENUE ES	OTHER	\$0.00	\$63,982.07	\$0.00	\$0.00
C23	50-67876-00-028	PARKSIDE ES	MU	\$475,751.69	\$0.00	\$0.00	\$0.00
	N/A	PROGRAM CONTRACTS	OTHER	\$198,693.41	\$373,406.77	\$0.00	\$1,350.00
P30	N/A	RICHARDSON PREP	HVAC	\$0.00	\$17,855.45	\$0.00	\$1,946.35
P66	N/A	RIO VISTA ES	OTHER	\$0.00	\$0.00	\$0.00	\$3,699.00
C11	50-67876-00-016	RIO VISTA ES	MU	\$473,609.48	\$0.00	\$0.00	\$0.00
P14	N/A	RODRIGUEZ PREP MS	POR	\$0.00	\$3,485.64	\$0.00	\$0.00
P67	N/A	ROOSEVELT ES	OTHER	\$0.00	\$0.00	\$0.00	\$3,699.00

Bond Spending by Project and Issue - Measure T - cont.

Project Key

NEW = New Campus

MOD = Modernization

ADD = Addition

MU = Multi-use Room

SDC = Special Day Classroom

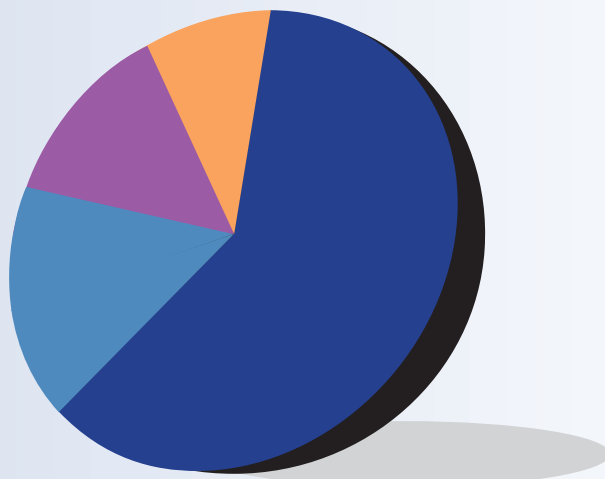
KIT = Kitchen

GP = Growth Portables

Other Projects - cont.

ID	STATE PROJECT APPLICATION NUMBER	PROJECT NAME	PROJECT TYPE	EXPENDITURES	EXPENDITURES	EXPENDITURES	EXPENDITURES
				FUND 21 G.O. BOND Series A	FUND 21 G.O. BOND Series B	FUND 21 G.O. BOND Series C	FUND 21 G.O. BOND Series D
P10	N/A	SAN ANDREAS HS	KIT	\$0.00	\$14,747.96	\$0.00	\$0.00
P16	N/A	SAN BERNARDINO HS	OTHER	\$0.00	\$3,559.15	\$28,016.17	\$0.00
P22	N/A	SAN BERNARDINO HS	KIT	\$0.00	\$782.70	\$0.00	\$0.00
P17	N/A	SAN BERNARDINO HS	OTHER	\$0.00	\$422.50	\$14,300.00	\$0.00
P32	N/A	SAN BERNARDINO HS	HVAC	\$0.00	(\$1,557.55)	\$0.00	\$1,965.21
P45	N/A	SAN BERNARDINO HS	OTHER	\$0.00	\$5,268.29	\$0.00	\$2,110.00
P49	N/A	SERRANO MS - Phase II	OTHER	\$0.00	\$53,248.75	\$0.00	\$0.00
P20	N/A	SERRANO MS	KIT	\$0.00	\$50.00	\$0.00	\$0.00
P33	N/A	SERRANO MS	HVAC	\$0.00	\$6,150.21	\$0.00	\$1,972.01
P12	N/A	SHANDIN HILLS MS	KIT	\$0.00	\$60,502.09	\$0.00	\$0.00
P34	N/A	SHANDIN HILLS MS	HVAC	\$0.00	\$0.00	\$0.00	\$1,972.00
P37	N/A	SMART BUILDING UPGRADES	OTHER	\$0.00	\$0.00	\$0.00	\$0.00
C36	50-67876-00-041	URBITA ES	GP	\$258,602.11	\$1,500.00	\$0.00	\$0.00
C19	50-67876-00-024	URBITA ES	MU	\$478,201.40	\$0.00	\$0.00	\$0.00
P58	N/A	VERMONT TO LINCOLN PRESCHOOL	OTHER	\$0.00	\$0.00	\$0.00	\$245,533.06
C15	50-67876-00-020	VERMONT ES	MU	\$493,496.63	\$0.00	\$0.00	\$0.00
Other Projects/Costs Subtotals				\$11,319,406.41	\$955,750.47	\$73,516.84	\$787,735.76
Grand Totals				\$40,959,805.27	\$66,001,273.37	\$7,564,236.53	\$2,117,681.14

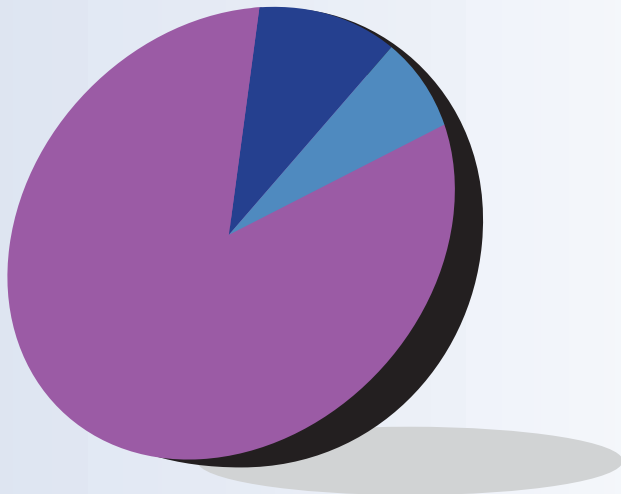
Bond Spending by Project Type - Measure T



The \$116.6 million of bond expenditures have been made for New Campuses, Special Day Classroom Additions, Modernizations and other small projects such as lunch shelters, multi-use room site improvements, and growth portables. Most of the expenditures have been made for New Campus projects at 54% (\$62.9 million) of the total funds spent with the balance of expenditures equally spread across the remaining three project types.

■ New Campus	\$	62,983,701.26	54.00%
■ SDC	\$	25,415,430.81	21.79%
■ Modernization	\$	15,107,454.76	12.95%
■ Other	\$	13,136,409.48	11.26%
Grand Total	\$	116,642,996.31	100%

Bond Spending by Summary Account - Measure T



The Bond Spending by Summary Account chart illustrates the \$116.6 million of bond expenditures by the Summary Accounts established by the Office of Public School Construction. These four standard cost categories include:

- Site
- Construction
- Planning
- Other

Most of the expenditures have been made for Construction at 77% (\$90.7 million) with the other expenditures totaling \$25.9 million combined.

■ Site	\$	15,328,917.07	13.14%
■ Planning	\$	10,609,974.39	9.10%
■ Construction	\$	90,704,104.85	77.76%
Grand Total	\$	116,642,996.31	100%



Bond Spending by Account - Measure T

The table below illustrates the \$116.6 million of the bond expenditures by Detailed Account within the Office of Public School Construction Summary Accounts. The table indicates the specific account name and the percentage of the total expenditures it represents.

Vermont Elementary School

Site			Construction		
PURCHASE PRICE OF PROPERTY	\$5,262,636.76	4.51%	MAIN CONSTRUCTION	\$66,951,679.25	57.40%
APPRAISAL FEES	\$126,140.00	0.11%	CONSTRUCTION MANAGEMENT	\$9,125,577.72	7.82%
ESCROW COSTS	\$26,002.67	0.02%	DEMOLITION	\$210,665.11	0.18%
SURVEY COSTS	\$146,629.19	0.13%	OTHER CONSTRUCTION	\$8,063,320.72	6.91%
SITE SUPPORT COSTS	\$829,088.83	0.71%	INTERIM HOUSING	\$13,444.24	0.01%
HAZARDOUS WASTE REMOVAL	\$878,226.95	0.75%	LABOR COMPLIANCE PROGRAM	\$51,960.12	0.04%
OTHER SITE COSTS	\$7,280,663.74	6.24%	INSPECTIONS	\$1,977,102.13	1.70%
RELOCATION ASSISTANCE	\$779,528.93	0.67%	CONSTRUCTION TEST	\$1,205,122.52	1.03%
Site Subtotal	\$15,328,917.07	13.14%	FURNITURE & EQUIPMENT	\$3,105,233.04	2.66%
			Construction Subtotal	\$90,704,104.85	77.76%
Planning			Grand Total	\$116,642,996.31	100%
ARCHITECT/ENGINEERING FEES	\$6,151,760.82	5.27%			
DSA FEES	\$673,775.22	0.58%			
CDE FEES	\$31,814.20	0.03%			
PRELIMINARY TESTS	\$284,505.15	0.24%			
OTHER COSTS	\$3,468,119.00	2.97%			
Planning Subtotal	\$10,609,974.39	9.10%			

Bond Spending by Project and Summary Account - Measure T

The table below indicates a breakdown of the \$116.6 million in bond expenditures for each project by Summary Account. The projects are organized by type (New Campuses, Special Day Classroom Additions, Modernizations and Other) and are listed alphabetically by school name.

Project Key

NEW = New Campus

SDC = Special Day Classroom

MOD = Modernization

KIT = Kitchen

ADD = Addition

GP = Growth Portables

MU = Multi-use Room

New Construction Projects

ID	STATE PROJECT APPLICATION NUMBER	PROJECT NAME	PROJECT TYPE	SITE	PLANNING	CONSTRUCTION	TOTAL
C03	50-67876-00-009	ANTON ES #45	NEW	\$1,398,045.63	\$292,834.09	\$4,278,873.50	\$5,969,753.22
C79	50-67876-00-078	CAPTAIN LELAND F. NORTON ES #52	NEW	\$33,594.49	\$231,993.13	\$3,886.00	\$269,473.62
C66	50-67876-00-002	CHAVEZ MS	NEW	\$45,113.86	\$532,869.21	\$2,276,206.99	\$2,854,190.06
C67	50-67876-00-065	CURTIS MS & SDC	NEW	\$1,042,906.05	\$865,234.42	\$13,059,830.75	\$14,967,971.22
C76	50-67876-00-075	DR. MILDRED D. HENRY ES #49	NEW	\$12,928.86	\$77,931.00	\$6,051.01	\$96,910.87
C80	50-67876-00-077	GEORGE BROWN JR. ES #53	NEW	\$21,416.58	\$150,480.94	\$15,050.00	\$186,947.52
C78	50-67876-00-076	GRACIANO GOMEZ ES #51	NEW	\$8,625.00	\$36,980.50	\$79,651.42	\$125,256.92
C81	50-678796-00-073	H. FRANK DOMINGUEZ ES #54	NEW	\$5,625.00	\$181,812.86	\$1,635,281.61	\$1,822,719.47
C05	50-67876-00-012	HIGHLAND/CYPRESS ES #50	NEW	\$11,250.00	\$0.00	\$0.00	\$11,250.00
C82	50-67876-00-003	INDIAN SPRINGS HS #8	NEW	\$134,447.80	\$15,041.28	\$2,345.93	\$151,835.01
C02	50-67876-00-005	JONES ES #46	NEW	\$5,991,405.98	\$73,665.60	\$2,130,605.88	\$8,195,677.46
C65	50-67876-00-008	LINCOLN II No. ES #44	NEW	\$25,400.00	\$0.00	\$2,500.00	\$27,900.00
C83	50-67876-00-079	LITTLE MOUNTAIN ES #55	NEW	\$0.00	\$10,008.06	\$0.00	\$10,008.06
C09	50-67876-00-080	MIDDLE COLLEGE HS	NEW	\$76,298.35	\$81,610.98	\$0.00	\$157,909.33
C69	50-67876-00-001	MUSCOY MS #10	NEW	\$9,525.00	\$20,536.70	\$0.00	\$30,061.70
C84	50-67876-00-074	PAAKUMA' K-8 - #56	NEW	\$0.00	\$56,329.62	\$0.00	\$56,329.62
C10	50-67876-00-004	RODRIGUEZ PREP ACADEMY ES #47	NEW	\$3,173,718.10	\$153,426.80	\$7,684,964.84	\$11,012,109.74
C01	50-67876-00-072	WONG ES #48	NEW	\$2,137,233.58	\$1,515,629.85	\$13,384,534.01	\$17,037,397.44
New Construction Projects Subtotals				\$14,127,534.28	\$4,296,385.04	\$44,559,781.94	\$62,983,701.26



SDC/Addition Projects

ID	STATE PROJECT APPLICATION NUMBER	PROJECT NAME	PROJECT TYPE	SITE	PLANNING	CONSTRUCTION	TOTAL
C45	50-67876-00-051	ARROWVIEW MS	SDC	\$18,123.71	\$120,714.89	\$832,463.58	\$971,302.18
C68	50-67876-00-071	ARROYO VALLEY HS	ADD	\$0.00	\$1,500.00	\$0.00	\$1,500.00
C37	50-67876-00-043	BARTON ES	SDC	\$12,395.64	\$13,518.26	\$1,250,725.07	\$1,276,638.97
C51	50-67876-00-057	BRADLEY ES	SDC	\$0.00	\$1,753.54	\$14,494.86	\$16,248.40
C49	50-67876-00-055	CAJON HS	SDC	\$34,900.58	\$116,963.80	\$999,899.20	\$1,151,763.58
C52	50-67876-00-058	CYPRESS ES	SDC	\$0.00	(\$1,200.00)	\$81,326.42	\$80,126.42
C46	50-67876-00-052	DEL VALLEJO MS	SDC	\$13,097.65	\$104,036.85	\$1,284,361.44	\$1,401,495.94
C60	50-67876-00-066	GOLDEN VALLEY MS	SDC	\$19,233.90	\$85,879.44	\$1,019,798.92	\$1,124,912.26
C53	50-67876-00-059	HILLSIDE ES	SDC	\$0.00	\$7,318.62	\$0.00	\$7,318.62
C40	50-67876-00-046	HUNT ES	SDC	\$0.00	\$1,176.99	\$1,182.37	\$2,359.36
C47	50-67876-00-053	KING MS	SDC	\$14,175.54	\$70,708.49	\$1,251,682.55	\$1,336,566.58
C100	50-67876-00-085	LANKERSHIM ES	SDC	\$2,410.33	\$89,580.25	\$626,749.42	\$718,740.00
C98	56-67876-00-008	LANKERSHIM ES	ADD	\$8,069.35	\$131,090.81	\$2,165,805.97	\$2,304,966.13
C101	50-67876-00-083	LINCOLN ES	SDC	\$0.00	\$2,825.96	\$0.00	\$2,825.96
C94	56-67876-00-005	LINCOLN ES	ADD	\$1.30	\$40,898.47	\$0.00	\$40,899.77
C102	50-67876-00-081	LYTLE CREEK ES	SDC	\$658.55	\$98,545.80	\$53,146.05	\$152,350.40
C99	56-67876-00-004	LYTLE CREEK ES	ADD	\$2,204.68	\$309,297.10	\$177,478.53	\$488,980.31
C103	50-67876-00-082	MUSCOY MS	SDC	\$2,145.29	\$16,778.79	\$1,414,185.29	\$1,433,109.37
C95	56-67876-00-006	MUSCOY MS	ADD	\$0.00	\$63,086.05	\$773,446.51	\$836,532.56
C63	50-67876-00-069	PACIFIC HS	SDC	\$38,118.66	\$186,831.87	\$886,831.98	\$1,111,782.51
C56	50-67876-00-062	PALM AVENUE ES	SDC	\$10,720.04	\$111,969.07	\$1,022,001.16	\$1,144,690.27
C44	50-67876-00-050	ROOSEVELT ES	SDC	\$0.00	\$211.25	\$0.00	\$211.25
C50	50-67876-00-056	SAN BERNARDINO HS	SDC	\$35,950.33	\$92,675.44	\$1,100,018.33	\$1,228,644.10
C64	50-67876-00-070	SAN GORGONIO HS	SDC	\$12,265.53	\$98,818.41	\$1,258,172.14	\$1,369,256.08
C48	50-67876-00-054	SERRANO MS	SDC	\$16,208.72	\$92,474.03	\$1,380,835.35	\$1,489,518.10
C62	50-67876-00-068	SHANDIN HILLS MS	SDC	\$350.00	\$111,542.57	\$1,396,693.58	\$1,508,586.15
C104	50-67876-00-084	VERMONT ES	SDC	\$2,435.13	\$20,462.28	\$784,836.92	\$807,734.33
C96	56-67876-00-009	VERMONT ES	ADD	\$10,058.49	\$141,751.13	\$2,667,800.82	\$2,819,610.44
C105	50-67876-00-084	WILSON ES	SDC	\$5,971.67	\$89,582.63	\$61,393.54	\$156,947.84
C97	56-67876-00-007	WILSON ES	ADD	\$17,915.03	\$227,768.59	\$184,129.31	\$429,812.93
SDC/Addition Projects Subtotals				\$277,410.12	\$2,448,561.38	\$22,689,459.31	\$25,415,430.81

Bond Spending by Project and Summary Account - Measure T - cont.

Modernization Projects

ID	STATE PROJECT APPLICATION NUMBER	PROJECT NAME	PROJECT TYPE	SITE	PLANNING	CONSTRUCTION	TOTAL
M05	57-67876-00-050	ARROWVIEW MS	MOD	\$35,498.20	\$3,095.46	\$868,750.94	\$907,344.60
M06	57-67876-00-051	BARTON ES	MOD	\$0.00	\$33,157.43	\$82,612.13	\$115,769.56
M07	57-67876-00-052	BELVEDERE ES	MOD	\$0.00	\$143,052.75	\$414,359.40	\$557,412.15
M49	57-67876-00-096	BRADLEY ES	MOD	\$0.00	\$35,070.67	\$328,571.21	\$363,641.88
M08	57-67876-00-053	BURBANK ES	MOD	\$0.00	\$53,847.48	\$0.00	\$53,847.48
M09	57-67876-00-054	CAJON HS	MOD	\$46,842.26	\$307,541.20	\$1,251,706.61	\$1,606,090.07
M58	58-67876-00-001	CAJON HS	MOD	\$686,229.90	\$33,648.07	\$435,372.51	\$1,155,250.48
M13	57-67876-00-058	CURTIS MS	MOD	\$0.00	\$132,226.62	\$914,962.62	\$1,047,189.24
M14	57-67876-00-059	CYPRESS ES	MOD	\$0.00	\$15.46	\$0.00	\$15.46
M02	57-67876-00-060	DEL VALLEJO MS	MOD	\$1,321.00	\$92,037.84	\$2,319,302.12	\$2,412,660.96
M15	57-67876-00-061	EMMERTON ES	MOD	\$0.00	\$29,390.77	\$318,768.70	\$348,159.47
M16	57-67876-00-062	FAIRFAX ES	MOD	\$0.00	\$1,345.93	\$0.00	\$1,345.93
M17	57-67876-00-063	GOLDEN VALLEY MS	MOD	\$0.00	\$65,430.62	\$275,711.97	\$341,142.59
M18	57-67876-00-064	HIGHLAND PACIFIC ES	MOD	\$0.00	\$75,249.34	\$25,367.77	\$100,617.11
M20	57-67876-00-066	HUNT ES	MOD	\$0.00	\$735.12	\$0.00	\$735.12
M23	57-67876-00-069	KIMBARK ES	MOD	\$477.50	\$55,581.92	\$378,410.02	\$434,469.44
M01	57-67876-00-092	KING MS	MOD	\$1,321.00	\$94,032.67	\$1,966,462.08	\$2,061,815.75
M24	57-67876-00-070	LANKERSHIM ES	MOD	\$0.00	\$26,204.94	\$3,213.15	\$29,418.09
M25	57-67876-00-071	LINCOLN ES	MOD	\$0.00	\$46,770.19	\$0.00	\$46,770.19
M26	57-67876-00-072	LYTLE CREEK ES	MOD	\$0.00	\$2,000.00	\$3,507.00	\$5,507.00
M29	57-67876-00-075	MT. VERNON ES	MOD	\$0.00	\$40,497.55	\$0.00	\$40,497.55
M28	57-67876-00-074	MUSCOY ES	MOD	\$0.00	\$48,712.65	\$193,700.71	\$242,413.36
M30	57-67876-00-076	NEWMARK ES	MOD	\$0.00	\$37,055.04	\$12,181.86	\$49,236.90
M31	57-67876-00-077	NORTH PARK ES	MOD	\$0.00	\$38,493.70	\$32,268.13	\$70,761.83
M32	57-67876-00-078	OEHL ES	MOD	\$740.00	\$58,806.97	\$81,094.27	\$140,641.24
M47	57-67876-00-093	PACIFIC HS	MOD	\$0.00	\$11,516.51	\$0.00	\$11,516.51
M34	57-67876-00-080	RICHARDSON PREP HS	MOD	\$0.00	\$10,500.00	\$0.00	\$10,500.00
M35	57-67876-00-081	RILEY ES	MOD	\$0.00	\$67,752.43	\$112,432.90	\$180,185.33
M36	57-67876-00-082	RIO VISTA ES	MOD	\$0.00	\$16,440.00	\$0.00	\$16,440.00
M37	57-67876-00-083	ROOSEVELT ES	MOD	\$0.00	\$33,687.01	\$0.00	\$33,687.01
M10	57-67876-00-055	SALINAS ES	MOD	\$0.00	\$82,014.00	\$149,733.72	\$231,747.72
M51	57-67876-00-094	SAN ANDREAS HS	MOD	\$1,691.50	\$12,276.67	\$10,444.00	\$24,412.17
M38	57-67876-00-084	SAN BERNARDINO HS	MOD	\$0.00	\$75,479.07	\$0.00	\$75,479.07
M40	57-67876-00-086	SERRANO MS	MOD	\$740.00	\$313,049.58	\$1,446,830.38	\$1,760,619.96
M41	57-67876-00-087	SHANDIN HILLS MS	MOD	\$0.00	\$189,532.09	\$28,881.42	\$218,413.51
M52	57-67876-00-095	SIERRA HS	MOD	\$2,555.58	\$12,109.02	\$4,606.00	\$19,270.60
M42	57-67876-00-088	THOMPSON ES	MOD	\$0.00	\$96,432.33	\$289,268.46	\$385,700.79
M46	57-67876-00-099	WARM SPRINGS ES	MOD	\$0.00	\$5,049.01	\$0.00	\$5,049.01
M45	57-67876-00-091	WILSON ES	MOD	\$679.63	\$1,000.00	\$0.00	\$1,679.63
Modernization Projects Subtotals				\$778,096.57	\$2,380,838.11	\$11,948,520.08	\$15,107,454.76

Other Projects/Costs

ID	STATE PROJECT APPLICATION	PROJECT NAME	PROJECT TYPE	SITE	PLANNING	CONSTRUCTION	TOTAL
	NUMBER						
P16	N/A	ARROWVIEW MS	OTHER	\$0.00	\$34,573.74	\$0.00	\$34,573.74
P18	N/A	ARROWVIEW MS	KIT	\$0.00	\$50.00	\$0.00	\$50.00
P24	N/A	ARROWVIEW MS HVAC	HVAC	\$0.00	\$7,850.38	\$74,469.96	\$82,320.34
C21	50-67876-00-026	BARTON ES	MU	\$95.39	\$32,004.68	\$469,476.33	\$501,576.40
C35	50-67876-00-040	BARTON ES	GP	\$0.00	\$11,503.79	\$181,519.39	\$193,023.18
C13	50-67876-00-018	BELVEDERE ES	MU	\$140.39	\$31,556.71	\$463,930.62	\$495,627.72
C34	50-67876-00-039	CAJON HS	GP	\$0.00	\$7,648.68	\$88,880.80	\$96,529.48
P21	N/A	CAJON HS	KIT	\$0.00	\$6.00	\$0.00	\$6.00
P25	N/A	CAJON HS	HVAC	\$0.00	\$17,576.51	(\$714.18)	\$16,862.33
C75	52-67876-00-002	CHAVEZ JOINT USE GYM	MU	\$0.00	\$65,649.42	\$1,563,523.90	\$1,629,173.32
P19	N/A	CURTIS MS	KIT	\$0.00	\$6.00	\$0.00	\$6.00
P61	N/A	CYPRESS ES	OTHER	\$0.00	\$0.00	\$3,699.00	\$3,699.00
C20	50-67876-00-025	DAVIDSON ES	MU	\$95.38	\$32,004.74	\$441,820.19	\$473,920.31
N/A	N/A	DEFERRED MAINTENANCE PROJECTS	OTHER	\$0.00	\$17,223.63	\$124,479.34	\$141,702.97
C14	50-67876-00-019	DEL ROSA ES	MU	\$140.39	\$31,238.78	\$457,968.73	\$489,347.90
C33	50-67876-00-038	DEL VALLEJO MS	GP	\$1,500.00	\$14,686.43	\$249,144.49	\$265,330.92
P26	N/A	DEL VALLEJO MS	HVAC	\$0.00	\$1,946.47	\$0.00	\$1,946.47
C08	50-67876-00-042	GOLDEN VALLEY MS	OTHER	\$0.00	\$85,820.00	\$1,214,680.00	\$1,300,500.00
P27	N/A	GOLDEN VALLEY MS	HVAC	\$0.00	\$1,946.47	\$19,313.20	\$21,259.67
Growth	N/A	GROWTH PROJECTS	GP	\$59,969.75	\$8,300.70	\$0.00	\$68,270.45
C22	50-67876-00-027	HIGHLAND PACIFIC ES	MU	\$95.39	\$33,268.64	\$438,338.16	\$471,702.19
P62	N/A	HIGHLAND PACIFIC ES	OTHER	\$0.00	\$0.00	\$3,699.00	\$3,699.00
P63	N/A	HILLSIDE ES	OTHER	\$0.00	\$0.00	\$3,699.00	\$3,699.00
P64	N/A	HUNT ES	OTHER	\$0.00	\$0.00	\$3,699.00	\$3,699.00
P23	N/A	HUNT ES - Phase II	OTHER	\$0.00	\$75,999.11	\$2,265.00	\$78,264.11
C17	50-67876-00-022	INGHRAM ES	MU	\$95.38	\$32,048.63	\$462,490.29	\$494,634.30
C25	50-67876-00-030	KENDALL ES	MU	\$140.38	\$36,162.39	\$466,799.74	\$503,102.51
C12	50-67876-00-017	LANKERSHIM ES	MU	\$140.39	\$31,556.72	\$448,120.77	\$479,817.88
C18	50-67876-00-023	LYTLE CREEK ES	MU	\$95.38	\$32,048.70	\$464,749.45	\$496,893.53
P55	N/A	LYTLE CREEK ES	OTHER	\$0.00	\$9,497.04	\$426,621.51	\$436,118.55
P28	N/A	MARTIN LUTHER KING MS	HVAC	\$0.00	\$1,946.35	\$0.00	\$1,946.35
C86	N/A	MIDDLE COLLEGE HS	POR	\$0.00	\$0.00	\$3,103.20	\$3,103.20
C16	50-67876-00-021	MUSCOY ES	MU	\$95.38	\$31,995.32	\$464,238.95	\$496,329.65
P65	N/A	N. VERDEMONT ES	OTHER	\$0.00	\$0.00	\$3,699.00	\$3,699.00
C24	50-67876-00-029	NEWMARK ES	MU	\$95.38	\$31,995.31	\$455,078.06	\$487,168.75
P59	N/A	ORG PORTAL REMOVAL	OTHER	\$0.00	\$0.00	\$32,325.00	\$32,325.00
P11	N/A	PACIFIC HS	KIT	\$0.00	\$28.74	\$9,165.09	\$9,193.83
P29	N/A	PACIFIC HS	HVAC	\$0.00	\$26,965.88	\$0.00	\$26,965.88
P09	N/A	PALM AVENUE ES	OTHER	\$250.99	\$12,222.08	\$51,509.00	\$63,982.07
C23	50-67876-00-028	PARKSIDE ES	MU	\$95.38	\$31,995.18	\$443,661.13	\$475,751.69
Prg.Mgmt.	N/A	PROGRAM CONTRACTS	OTHER	\$64,586.91	\$499,255.57	\$9,607.70	\$573,450.18
P30	N/A	RICHARDSON PREP	HVAC	\$0.00	\$1,996.30	\$17,805.50	\$19,801.80
C11	50-67876-00-016	RIO VISTA ES	MU	\$140.38	\$30,336.71	\$443,132.39	\$473,609.48
P66	N/A	RIO VISTA ES	OTHER	\$0.00	\$0.00	\$3,699.00	\$3,699.00
P14	N/A	RODRIGUEZ PREP MS	POR	\$0.00	\$3,485.64	\$0.00	\$3,485.64
P67	N/A	ROOSEVELT ES	OTHER	\$0.00	\$0.00	\$3,699.00	\$3,699.00
P10	N/A	SAN ANDREAS HS	KIT	\$0.00	\$1,146.79	\$13,601.17	\$14,747.96
P16	N/A	SAN BERNARDINO HS	OTHER	\$0.00	\$31,575.32	\$0.00	\$31,575.32
P17	N/A	SAN BERNARDINO HS	OTHER	\$0.00	\$14,722.50	\$0.00	\$14,722.50
P22	N/A	SAN BERNARDINO HS	KIT	\$0.00	\$28.74	\$753.96	\$782.70
P32	N/A	SAN BERNARDINO HS	HVAC	\$0.00	\$1,965.21	(\$1,557.55)	\$407.66
P45	N/A	SAN BERNARDINO HS	OTHER	\$2,110.00	\$5,268.29	\$0.00	\$7,378.29
P20	N/A	SERRANO MS	KIT	\$0.00	\$50.00	\$0.00	\$50.00

Bond Spending by Project and Summary Account - Measure T - cont.

Other Projects/Costs - cont.

ID	STATE PROJECT APPLICATION NUMBER	PROJECT NAME	PROJECT TYPE	SITE	PLANNING	CONSTRUCTION	TOTAL
P33	N/A	SERRANO MS	HVAC	\$2,000.00	\$1,972.01	\$4,150.21	\$8,122.22
P49	N/A	SERRANO MS - Phase II	OTHER	\$0.00	\$0.00	\$53,248.75	\$53,248.75
P12	N/A	SHANDIN HILLS MS	KIT	\$0.00	\$50.00	\$60,452.09	\$60,502.09
P34	N/A	SHANDIN HILLS MS	HVAC	\$0.00	\$1,972.00	\$0.00	\$1,972.00
C19	50-67876-00-024	URBITA ES	MU	\$95.38	\$32,240.81	\$445,865.21	\$478,201.40
C36	50-67876-00-041	URBITA ES	GP	\$0.00	\$18,477.29	\$241,624.82	\$260,102.11
C15	50-67876-00-020	VERMONT ES	MU	\$95.38	\$32,240.85	\$461,160.40	\$493,496.63
P58	N/A	VERMONT ES TO LINCOLN PRESCHOOL	OTHER	\$13,802.70	\$18,082.61	\$213,647.75	\$245,533.06
Other Projects/Costs Subtotals				\$145,876.10	\$1,484,189.86	\$11,506,343.52	\$13,136,409.48
Grand Totals				\$15,328,917.07	\$10,609,974.39	\$90,704,104.85	\$116,642,996.31

Bond Spending by Project and Issue - Measure N

The following tables indicate a breakdown of the \$7 million in bond expenditures for each project type (Special Day Classrooms, Additions and Other) by bond issuance and are listed alphabetically by project name.

SDC/Addition Projects

ID	STATE PROJECT APPLICATION NUMBER	PROJECT NAME	PROJECT TYPE	EXPENDITURES FUND 21 MEASURE N Series CA	EXPENDITURES FUND 21 MEASURE N Series B
C96	56-67876-00-009	VERMONT ES	ADD	\$30,000.00	\$0.00
C97	56-67876-00-007	WILSON ES	ADD	\$19,500.00	\$0.00
C105	50-67876-00-084	WILSON ES	SDC	\$17,400.00	\$0.00
SDC/Addition Projects Subtotals				\$66,900.00	\$0.00

Other Projects/Costs

P52	N/A	BRADLEY ES	OTHER	\$190,366.63	\$0.00
P57	N/A	CAPS SECURITY LIGHTING	OTHER	\$159,420.00	\$0.00
P41	N/A	CID COMPLEX	OTHER	\$2,877,533.37	\$0.00
P56	N/A	INDIAN SPRINGS HS #8	OTHER	\$533,384.20	\$0.00
P53	N/A	MARSHALL ES	OTHER	\$239,512.15	\$0.00
MN1	N/A	MEASURE N PROJECTS:	OTHER		
		SCHOOL POLICE		\$808,928.34	\$0.00
		PRINTING SERVICES		\$626,346.78	\$0.00
		BING WONG ES - SAFETY		\$106,926.57	\$0.00
		BRADLEY ES - PA SYSTEMS		\$33,800.07	\$0.00
		CURTIS MS - SAFETY		\$22,591.45	\$0.00
		FAIRFAX ES - PA SYSTEMS		\$24,491.58	\$0.00
		HENRY ES - SAFETY		\$68,092.74	\$0.00
		HIGHLAND PACIFIC - PA SYSTEMS		\$32,455.55	\$0.00
		KIMBARK ES - SAFETY		\$42,024.79	\$0.00
		RILEY ES - SAFETY		\$57,141.36	\$0.00
Prg.Mgmt.	N/A	PROGRAM CONTRACTS	OTHER	\$1,117,456.22	\$0.00
P37	N/A	SMART BUILDING UPGRADES	OTHER	\$236.43	\$0.00
Other Projects/Costs Subtotals				\$6,940,708.23	\$0.00
Grand Totals				\$7,007,608.23	\$0.00

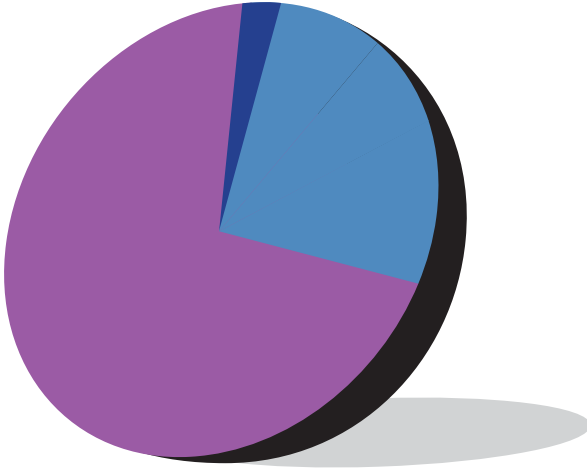


Bond Spending by Project Type - Measure N

The \$7 million of bond expenditures have been made for Special Day Classrooms and other small projects. The majority of expenditures have been made for the CID Complex and Security and Surveillance Projects (Other).

■ SDC	\$	66,900.00	0.95%
■ Other	\$	6,940,708.23	99.05%
Grand Total	\$	7,007,608.23	100%

Bond Spending by Summary Account - Measure N



The Bond Spending by Summary Account chart illustrates the \$7 million of bond expenditures by the Summary Accounts established by the Office of Public School Construction. These three standard cost categories include:

■ Site	\$	233,436.38	3.33%
■ Planning	\$	2,101,683.31	29.99%
■ Construction	\$	4,672,488.54	66.68%
Grand Total	\$	7,007,608.23	100%

The majority of expenditures have been made for Construction at 66.6% (\$4.7million), with Planning nearing 30% (\$2.1 million). Only 3% of expenditures were made for Site.



Bond Spending by Account - Measure N

The table below illustrates the \$7 million of the bond expenditures by Detailed Account within the Office of Public School Construction Summary Accounts. The table indicates the specific account name and the percentage of the total expenditures it represents.

Community Day School

Site

SURVEY COSTS	\$9,540.00	0.14%
SITE SUPPORT COSTS	\$141,428.94	2.02%
OTHER SITE COSTS	\$82,467.44	1.18%
Site Subtotal	\$233,436.38	3.33%

Planning

ARCHITECT/ENGINEERING FEES	\$632,563.50	9.03%
DSA FEES	\$88,440.00	1.26%
OTHER COSTS	\$1,380,679.81	19.70%
Planning Subtotal	\$2,101,683.31	29.99%

Construction

MAIN CONSTRUCTION	\$2,334,057.67	33.31%
OTHER CONSTRUCTION	\$669,186.38	9.55%
INSPECTIONS	\$46,134.00	0.66%
CONSTRUCTION TEST	\$54,516.15	0.78%
FURNITURE & EQUIPMENT	\$1,568,594.34	22.38%
Construction Subtotal	\$4,672,488.54	66.68%

GRAND TOTAL	\$7,007,608.23	100%
--------------------	-----------------------	-------------

Bond Spending by Project and Summary Account - Measure N

The table below indicates a breakdown of the \$7 million in bond expenditures for each project by Summary Account. The projects are organized by type (Special Day Classrooms, Additions and Other) and are listed alphabetically by project name.

Project Key

NEW = New Campus

MOD = Modernization

ADD = Addition

MU = Multi-use Room

SDC = Special Day Classroom

KIT = Kitchen

GP = Growth Portables

SDC/Addition Projects

ID	STATE PROJECT APPLICATION NUMBER	PROJECT NAME	PROJECT TYPE	SITE	PLANNING	CONSTRUCTION	TOTAL
C96	56-67876-00-009	VERMONT ES	ADD	\$0.00	\$30,000.00	\$0.00	\$30,000.00
C97	56-67876-00-007	WILSON ES	ADD	\$0.00	\$19,500.00	\$0.00	\$19,500.00
C105	50-67876-00-084	WILSON ES	SDC	\$0.00	\$17,400.00	\$0.00	\$17,400.00
SDC/Addition Projects Subtotals				\$0.00	\$66,900.00	\$0.00	\$66,900.00

Other Projects/Costs

ID	STATE PROJECT APPLICATION NUMBER	PROJECT NAME	PROJECT TYPE	SITE	PLANNING	CONSTRUCTION	TOTAL
P52	N/A	BRADLEY ES	OTHER	\$0.00	\$13,867.88	\$176,498.75	\$190,366.63
P57	N/A	CAPS SECURITY LIGHTING	OTHER	\$0.00	\$0.00	\$159,420.00	\$159,420.00
P41	N/A	CID COMPLEX	OTHER	\$153,666.09	\$291,215.48	\$2,432,651.80	\$2,877,533.37
P56	N/A	INDIAN SPRINGS HS #8	OTHER	\$79,770.29	\$436,268.91	\$17,345.00	\$533,384.20
P53	N/A	MARSHALL ES	OTHER	\$0.00	\$18,390.15	\$221,122.00	\$239,512.15
MN1	N/A	MEASURE N PROJECTS	OTHER				
		SCHOOL POLICE		\$0.00	\$40,879.07	\$768,049.27	\$808,928.34
		PRINTING SERVICES		\$0.00	\$0.00	\$626,346.78	\$626,346.78
		BING WONG ES - SAFETY		\$0.00	\$42,713.29	\$64,213.28	\$106,926.57
		BRADLEY ES - PA SYSTEMS		\$0.00	\$797.28	\$33,002.79	\$33,800.07
		CURTIS MS - SAFETY		\$0.00	\$15,185.29	\$7,406.16	\$22,591.45
		FAIRFAX ES - PA SYSTEMS		\$0.00	\$797.28	\$23,694.30	\$24,491.58
		HENRY ES - SAFETY		\$0.00	\$17,980.30	\$50,112.44	\$68,092.74
		HIGHLAND PACIFIC - PA SYSTEMS		\$0.00	\$797.28	\$31,658.27	\$32,455.55
		KIMBARK ES - SAFETY		\$0.00	\$16,241.61	\$25,783.18	\$42,024.79
		RILEY ES - SAFETY		\$0.00	\$21,956.84	\$35,184.52	\$57,141.36
Prg.Mgmt.N/A		PROGRAM CONTRACTS	OTHER	\$0.00	\$1,117,456.22	\$0.00	\$1,117,456.22
P37	N/A	SMART BUILDING UPGRADES	OTHER	\$0.00	\$236.43	\$0.00	\$236.43
Other Projects/Costs Subtotals				\$233,436.38	\$2,034,783.31	\$4,672,488.54	\$6,940,708.23
Grand Totals				\$233,436.38	\$2,101,683.31	\$4,672,488.54	\$7,007,608.23



Dominguez Elementary School

Locations of Major Construction Projects



The Board of Education

Mr. Michael J. Gallo, President
 Mrs. Bobbie Perong, Vice President
 Dr. Barbara Flores
 Mrs. Margaret Hill
 Mrs. Abigail Medina
 Mrs. Lynda K. Savage
 Mr. Danny Tillman

Superintendent

Dr. Dale Marsden

District Facilities, M&O Administrators

John Peukert, Assistant Superintendent
 Samer Alzubaidi, Facilities Director
 Ed Norton, Maintenance & Operations Director

Facilities Program Management Team

AECOM
 Steve Massetti, Program Manager

Published February 2015