


Bond Report

October
2011

Citizens' Oversight Committee



Facilities Management Department

Cover photos:

Top:
Mt. Vernon ES
Modernized classroom
in Building C

Bottom Right:
Hunt ES
Modernization at the
Administration Building

Bottom Left:
Indian Springs HS
Gym bleachers
under construction



Lankershim ES
Library modernization including
new shelving, circulation desk,
learning wall, projector and
computer lab

Contents

3 Introduction

4 Bond Issue Status

4 Bond Spending by Issue

4 Bond Issue and Spending

5 Bond Spending by Project and Issue

9 Bond Spending by Project Type

9 Bond Spending by Summary Account

10 Bond Spending by Account

**11 Bond Spending by Project and
Summary Account**

Introduction

On March 2, 2004, the voters of the San Bernardino City Unified School District approved Measure T by a yes vote of 61.4%. Measure T provided for capital facilities bonds in the amount of \$140 million. Bond funds are being used in conjunction with available State bond and local funding to maximize the number of projects that can be accomplished. The Measure T bonds were planned to be issued in four separate series. As of this report, all four of the series have been issued. The first series, Series A, was sold in

September 2004 and was used primarily to pay off Certificates of Participation used to construct school facilities. The Series B was sold in May 2006, Series C was sold in May 2007 and Series D was sold in March 2011 to fund new campuses, modernizations, SDC additions and other facilities upgrades. This report summarizes the spending of Measure T Bond funds since its inception in 2004 through October 2011. Cost reported may be subject to change as fiscal year Proposition 39 audits are completed.



After Completion

**Highland Pacific ES
Restroom and American Disabilities
Act (ADA) upgrades**



During construction

Bond Issue Status

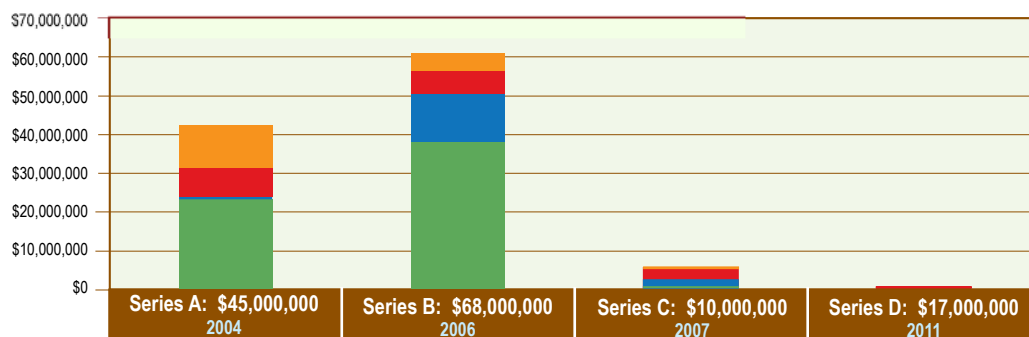
To date, the \$140 million of Measure T approved bonds have been sold in four series. Series A was issued in 2004 for \$45 million, Series B was issued in 2006 for \$68 million, Series C was issued in 2007 for \$10 million, and Series D was issued in 2011 for \$17 million. Of the \$140 million, approximately \$31 million remains to be spent on active construction projects.

Bond Spending by Issue

A total of \$108.9 million of the sold Measure T bonds has been spent as of October 2011. The chart below indicates the amount spent by issue for each of the four project types (New Campuses, Special Day Classroom (SDC) Additions, Modernizations and Other).

Approximately \$61.4 million of the expenditures have been made for the New Campus projects including Anton Elementary School, Chavez Middle School, Curtis Middle School, Jones Elementary School, Rodriguez Elementary School, Wong Elementary School, Captain Leland F. Norton Elementary School, Dr. Mildred D. Henry Elementary School, George Brown Jr. Elementary School, Graciano Gomez Elementary School, H. Frank Dominguez Elementary School, Indian Springs High School, Little Mountain Elementary School, Middle College High School, and Pakuma K-8.

Bond Issue and Spending



	Series A: \$45,000,000 2004	Series B: \$68,000,000 2006	Series C: \$10,000,000 2007	Series D: \$17,000,000 2011	Grand Total \$108,931,472.47
New Campus	\$23,758,029.43	\$37,521,250.41	\$127,665.43	\$0.00	
SDC	\$9,272.70	\$12,747,599.83	\$2,382,926.34	\$0.00	
Modernization	\$7,295,810.30	\$5,749,253.87	\$3,187,387.90	\$66,163.39	
Other	\$11,842,449.10	\$3,991,042.65	\$252,621.12	\$0.00	
Total	\$42,905,561.53	\$60,009,146.76	\$5,950,600.79	\$66,163.39	

Bond Spending by Project and Issue

The following tables indicate a breakdown of the \$108.9 million in bond expenditures for each project type (New Campuses, Special Day Classroom Additions, Modernizations and Other) by bond issuance and are listed alphabetically by school name. Bond funds were expended for more than one hundred projects. In many cases, these bond expenditures have been leveraged against matching funds from the State and local Developer Fees.

NEW = New Campus
 ADD = Addition
 SDC = Special Day Classroom
 GP = Growth Portables

MOD = Modernization
 MU = Multi-use Room
 KIT = Kitchen

New Construction Projects

ID	STATE PROJECT APPLICATION NUMBER	PROJECT NAME	PROJECT TYPE	EXPENDITURES FUND 21 G.O. BOND Series A	EXPENDITURES FUND 21 G.O. BOND Series B	EXPENDITURES FUND 21 G.O. BOND Series C	EXPENDITURES FUND 21 G.O. BOND Series D	TOTAL
C03	50-67876-00-009	ANTON ES #45	New	\$5,969,753.22	\$0.00	\$0.00	\$0.00	\$5,969,753.22
C79	50-67876-00-078	CAPTAIN LELAND F. NORTON ES #52	New	\$23,744.49	\$245,729.13	\$0.00	\$0.00	\$269,473.62
C66	50-67876-00-002	CHAVEZ MS	New	\$2,395,746.90	\$458,443.16	\$0.00	\$0.00	\$2,854,190.06
C67	50-67876-00-065	CURTIS MS & SDC	New	\$874,075.99	\$13,547,910.00	\$0.00	\$0.00	\$14,421,985.99
C76	50-67876-00-075	DR. MILDRED D. HENRY ES #49	New	\$8,475.00	\$116,489.38	\$0.00	\$0.00	\$124,964.38
C80	50-67876-00-077	GEORGE BROWN JR. ES #53	New	\$8,250.00	\$196,078.78	\$0.00	\$0.00	\$204,328.78
C78	50-67876-00-076	GRACIANO GOMEZ ES #51	New	\$8,625.00	\$87,069.30	\$127,604.00	\$0.00	\$223,298.30
C81	50-67876-00-073	H. FRANK DOMINGUEZ #54	New	\$4,125.00	\$98,240.16	\$0.00	\$0.00	\$102,365.16
C05	50-67876-00-012	HIGHLAND/CYPRESS ES #50	New	\$11,250.00	\$0.00	\$0.00	\$0.00	\$11,250.00
C82	50-67876-00-003	INDIAN SPRINGS HS #8	New	\$134,058.40	\$2,345.93	\$0.00	\$0.00	\$136,404.33
C02	50-67876-00-005	JONES ES #46	New	\$8,186,789.82	\$8,887.64	\$0.00	\$0.00	\$8,195,677.46
C65	50-67876-00-008	LINCOLN II No. ES #44	New	\$27,900.00	\$0.00	\$0.00	\$0.00	\$27,900.00
C83	50-67876-00-079	LITTLE MOUNTAIN ES #55	New	\$0.00	\$10,008.06	\$0.00	\$0.00	\$10,008.06
C09	50-67876-00-080	MIDDLE COLLEGE HS	New	\$142,473.15	\$252,739.70	\$0.00	\$0.00	\$395,212.85
C69	50-67876-00-001	MUSCOY MS #10	New	\$30,061.70	\$0.00	\$0.00	\$0.00	\$30,061.70
C84	50-67876-00-074	PAKUMA K-8 #56	New	\$0.00	\$10,655.91	\$0.00	\$0.00	\$10,655.91
C10	50-67876-00-004	RODRIGUEZ PREP ACADEMY ES #47	New	\$3,902,535.76	\$7,580,238.71	\$0.00	\$0.00	\$11,482,774.47
C01	50-67876-00-072	WONG ES #48	New	\$2,030,165.00	\$14,906,414.55	\$61.43	\$0.00	\$16,936,640.98
New Construction Projects Subtotals				\$23,758,029.43	\$37,521,250.41	\$127,665.43	\$0.00	\$61,406,945.27



Captain Leland F. Norton ES- Building 4 framing under construction

SDC Projects

ID	STATE PROJECT APPLICATION NUMBER	PROJECT NAME	PROJECT TYPE	EXPENDITURES FUND 21 G.O. BOND Series A	EXPENDITURES FUND 21 G.O. BOND Series B	EXPENDITURES FUND 21 G.O. BOND Series C	EXPENDITURES FUND 21 G.O. BOND Series D	TOTAL
C45	50-67876-00-051	ARROWVIEW MS	SDC	\$211.35	\$960,835.22	\$0.00	\$0.00	\$961,046.57
C37	50-67876-00-043	BARTON ES	SDC	\$0.00	\$2,624.47	\$1,258,236.89	\$0.00	\$1,260,861.36
C51	50-67876-00-057	BRADLEY ES	SDC	\$0.00	\$41,743.51	\$4,110.04	\$0.00	\$45,853.55
C49	50-67876-00-055	CAJON HS	SDC	\$0.00	\$1,140,606.69	\$0.00	\$0.00	\$1,140,606.69
C52	50-67876-00-058	CYPRESS ES	SDC	\$0.00	\$0.00	\$81,326.42	\$0.00	\$81,326.42
C46	50-67876-00-052	DEL VALLEJO MS	SDC	\$0.00	\$1,388,398.29	\$0.00	\$0.00	\$1,388,398.29
C60	50-67876-00-066	GOLDEN VALLEY MS	SDC	\$0.00	\$1,113,478.36	\$0.00	\$0.00	\$1,113,478.36
C39	50-67876-00-045	HIGHLAND PACIFIC ES	SDC	\$0.00	\$8,038.93	\$0.00	\$0.00	\$8,038.93
C53	50-67876-00-059	HILLSIDE ES	SDC	\$0.00	\$2,065.29	\$0.00	\$0.00	\$2,065.29
C40	50-67876-00-046	HUNT ES	SDC	\$0.00	\$2,359.36	\$0.00	\$0.00	\$2,359.36
C47	50-67876-00-053	KING MS	SDC	\$0.00	\$1,325,661.04	\$0.00	\$0.00	\$1,325,661.04
C100	50-67876-00-085	LANKERSHIM ES	SDC	\$0.00	\$3,445.68	\$0.00	\$0.00	\$3,445.68
C101	50-67876-00-083	LINCOLN ES	SDC	\$0.00	\$3,440.96	\$0.00	\$0.00	\$3,440.96
C102	50-67876-00-081	LYTLE CREEK ES	SDC	\$0.00	\$3,440.98	\$0.00	\$0.00	\$3,440.98
C103	50-67876-00-082	MUSCOY MS	SDC	\$0.00	\$3,440.97	\$0.00	\$0.00	\$3,440.97
C63	50-67876-00-069	PACIFIC HS	SDC	\$0.00	\$1,099,263.85	\$0.00	\$0.00	\$1,099,263.85
C56	50-67876-00-062	PALM AVENUE ES	SDC	\$0.00	\$96,394.08	\$1,034,194.20	\$0.00	\$1,130,588.28
C57	50-67876-00-063	RIO VISTA ES	SDC	\$0.00	\$3,300.17	\$0.00	\$0.00	\$3,300.17
C50	50-67876-00-056	SAN BERNARDINO HS	SDC	\$8,850.00	\$1,209,743.77	\$0.00	\$0.00	\$1,218,593.77
C64	50-67876-00-070	SAN GORGONIO HS	SDC	\$211.35	\$1,356,990.55	\$0.00	\$0.00	\$1,357,201.90
C48	50-67876-00-054	SERRANO MS	SDC	\$0.00	\$1,475,359.38	\$0.00	\$0.00	\$1,475,359.38
C62	50-67876-00-068	SHANDIN HILLS MS	SDC	\$0.00	\$1,503,527.36	\$5,058.79	\$0.00	\$1,508,586.15
C104	50-67876-00-084	VERMONT ES	SDC	\$0.00	\$3,440.92	\$0.00	\$0.00	\$3,440.92
SDC Projects Subtotals				\$9,272.70	\$12,747,599.83	\$2,382,926.34	\$0.00	\$15,139,798.87



Highland Pacific SDC- New playground structure

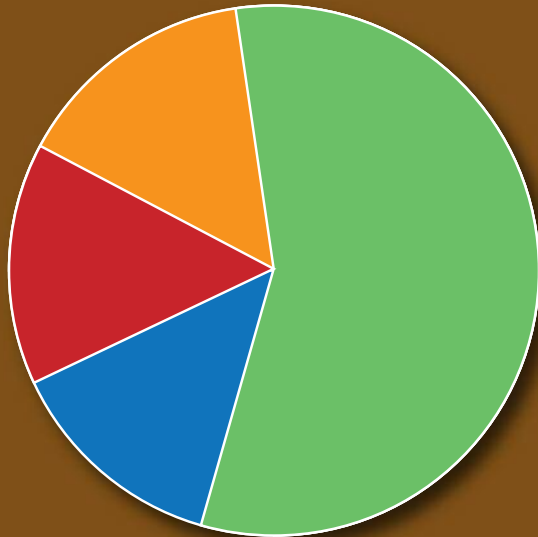
Modernization Projects

ID	STATE PROJECT APPLICATION NUMBER	PROJECT NAME	PROJECT TYPE	EXPENDITURES FUND 21 G.O. BOND Series A	EXPENDITURES FUND 21 G.O. BOND Series B	EXPENDITURES FUND 21 G.O. BOND Series C	EXPENDITURES FUND 21 G.O. BOND Series D	TOTAL
M03	57-67876-00-048	ANDERSON SPECIAL ED.	MOD	\$0.00	\$8,744.52	\$737.94	\$0.00	\$9,482.46
M04	57-67876-00-049	ARROWHEAD ES	MOD	\$0.00	\$3,861.65	\$38,431.79	\$0.00	\$42,293.44
M05	57-67876-00-050	ARROWVIEW MS	MOD	\$0.00	\$6,165.46	\$1,232,389.20	\$0.00	\$1,238,554.66
M06	57-67876-00-051	BARTON ES	MOD	\$26,133.95	\$9,035.28	\$0.00	\$0.00	\$35,169.23
M07	57-67876-00-052	BELVEDERE ES	MOD	\$12,839.79	\$544,572.36	\$0.00	\$0.00	\$557,412.15
M49	57-67876-00-096	BRADLEY ES	MOD	\$0.00	\$0.00	\$30.00	\$0.00	\$30.00
M08	57-67876-00-053	BURBANK ES	MOD	\$43,505.23	\$5,252.25	\$0.00	\$0.00	\$48,757.48
M09	57-67876-00-054	CAJON HS	MOD	\$368,339.00	\$1,209,441.94	\$0.00	\$0.00	\$1,577,780.94
M58	58-67876-00-001	CAJON HS	MOD	\$0.00	\$0.00	\$1,155,250.48	\$0.00	\$1,155,250.48
M11	57-67876-00-056	CARMACK ES	MOD	\$0.00	\$5,282.90	\$37,735.12	\$0.00	\$43,018.02
M13	57-67876-00-058	CURTIS MS	MOD	\$97,058.54	\$950,130.70	\$0.00	\$0.00	\$1,047,189.24
M14	57-67876-00-059	CYPRESS ES	MOD	\$0.00	\$15.46	\$0.00	\$14,625.00	\$14,640.46
M02	57-67876-00-060	DEL VALLEJO MS	MOD	\$1,931,756.22	\$480,904.74	\$0.00	\$0.00	\$2,412,660.96
M15	57-67876-00-061	EMMERTON ES	MOD	\$28,165.91	\$36,634.28	\$0.00	\$0.00	\$64,800.19
M16	57-67876-00-062	FAIRFAX ES	MOD	\$0.00	\$1,625.93	\$0.00	\$0.00	\$1,625.93
M17	57-67876-00-063	GOLDEN VALLEY MS	MOD	\$341,142.59	\$0.00	\$0.00	\$0.00	\$341,142.59
M18	57-67876-00-064	HIGHLAND PACIFIC ES	MOD	\$0.00	\$2,000.00	\$0.00	\$51,538.39	\$53,538.39
M19	57-67876-00-065	HILLSIDE ES	MOD	\$0.00	\$2,877.00	\$0.00	\$0.00	\$2,877.00
M20	57-67876-00-066	HUNT ES	MOD	\$0.00	\$20,503.28	\$31,610.57	\$0.00	\$52,113.85
M21	57-67876-00-067	INGHRAM ES	MOD	\$0.00	\$0.00	\$710.00	\$0.00	\$710.00
M23	57-67876-00-069	KIMBARK ES	MOD	\$434,469.44	\$0.00	\$0.00	\$0.00	\$434,469.44
M01	57-67876-00-092	KING MS	MOD	\$2,061,815.75	\$0.00	\$0.00	\$0.00	\$2,061,815.75
M24	57-67876-00-070	LANKERSHIM ES	MOD	\$27,178.27	\$40,743.75	\$0.00	\$0.00	\$67,922.02
M25	57-67876-00-071	LINCOLN ES	MOD	\$0.00	\$46,770.19	\$0.00	\$0.00	\$46,770.19
M26	57-67876-00-072	LYTLE CREEK ES	MOD	\$0.00	\$0.00	\$4,127.00	\$0.00	\$4,127.00
M27	57-67876-00-073	MONTEREY ES	MOD	\$0.00	\$8,344.23	\$4,842.85	\$0.00	\$13,187.08
M29	57-67876-00-075	MT. VERNON ES	MOD	\$0.00	\$0.00	(\$180.00)	\$0.00	(\$180.00)
M28	57-67876-00-074	MUSCOY ES	MOD	\$242,413.36	\$0.00	\$0.00	\$0.00	\$242,413.36
M30	57-67876-00-076	NEWMARK ES	MOD	\$49,236.90	\$0.00	\$0.00	\$0.00	\$49,236.90
M31	57-67876-00-077	NORTH PARK ES	MOD	\$70,761.83	\$0.00	\$0.00	\$0.00	\$70,761.83
M32	57-67876-00-078	OEHL ES	MOD	\$85,238.31	\$15,908.61	\$39,494.32	\$0.00	\$140,641.24
M47	57-67876-00-093	PACIFIC HS	MOD	\$0.00	\$880.00	\$0.00	\$0.00	\$880.00
M35	57-67876-00-081	RILEY ES	MOD	\$0.00	\$76,985.67	\$0.00	\$0.00	\$76,985.67
M10	57-67876-00-055	SALINAS ES	MOD	\$0.00	\$94,040.98	\$2,893.77	\$0.00	\$96,934.75
M51	57-67876-00-094	SAN ANDREAS HS	MOD	\$0.00	\$3,988.35	\$0.00	\$0.00	\$3,988.35
M38	57-67876-00-084	SAN BERNARDINO HS	MOD	\$436,885.32	\$32,761.42	\$0.00	\$0.00	\$469,646.74
M39	57-67876-00-085	SAN GORGONIO HS	MOD	\$564,919.12	\$1,520,364.65	\$88,680.00	\$0.00	\$2,173,963.77
M40	57-67876-00-086	SERRANO MS	MOD	\$212,124.59	\$271,506.51	\$550,634.86	\$0.00	\$1,034,265.96
M41	57-67876-00-087	SHANDIN HILLS MS	MOD	\$218,413.51	\$0.00	\$0.00	\$0.00	\$218,413.51
M52	57-67876-00-095	SIERRA HS	MOD	\$0.00	\$895.00	\$0.00	\$0.00	\$895.00
M42	57-67876-00-088	THOMPSON ES	MOD	\$43,412.67	\$342,288.12	\$0.00	\$0.00	\$385,700.79
M46	57-67876-00-099	WARM SPRINGS ES	MOD	\$0.00	\$5,049.01	\$0.00	\$0.00	\$5,049.01
M45	57-67876-00-091	WILSON ES	MOD	\$0.00	\$1,679.63	\$0.00	\$0.00	\$1,679.63
Modernization Projects Subtotals				\$7,295,810.30	\$5,749,253.87	\$3,187,387.90	\$66,163.39	\$16,298,615.46

Other Projects

ID	STATE PROJECT APPLICATION NUMBER	PROJECT NAME	PROJECT TYPE	EXPENDITURES FUND 21 G.O. BOND Series A	EXPENDITURES FUND 21 G.O. BOND Series B	EXPENDITURES FUND 21 G.O. BOND Series C	EXPENDITURES FUND 21 G.O. BOND Series D	TOTAL
P16	N/A	ARROWVIEW MS	OTHER	\$0.00	\$3,539.87	\$23,714.48	\$0.00	\$27,254.35
P18	N/A	ARROWVIEW MS	KIT	\$0.00	\$50.00	\$0.00	\$0.00	\$50.00
C68	50-67876-00-071	ARROYO VALLEY HS	ADD	\$1,500.00	\$0.00	\$0.00	\$0.00	\$1,500.00
C21	50-67876-00-026	BARTON ES	MU	\$501,576.40	\$0.00	\$0.00	\$0.00	\$501,576.40
C35	50-67876-00-040	BARTON ES	GP	\$191,523.18	\$1,500.00	\$0.00	\$0.00	\$193,023.18
C13	50-67876-00-018	BELVEDERE ES	MU	\$495,627.72	\$0.00	\$0.00	\$0.00	\$495,627.72
C34	50-67876-00-039	CAJON HS	GP	\$95,029.48	\$1,500.00	\$0.00	\$0.00	\$96,529.48
P21	N/A	CAJON HS	KIT	\$0.00	\$6.00	\$0.00	\$0.00	\$6.00
C75	52-67876-00-002	CHAVEZ JOINT USE GYM	MU	\$1,629,173.32	\$0.00	\$0.00	\$0.00	\$1,629,173.32
P19	N/A	CURTS MS	KIT	\$0.00	\$6.00	\$0.00	\$0.00	\$6.00
C20	50-67876-00-025	DAVIDSON ES	MU	\$473,920.31	\$0.00	\$0.00	\$0.00	\$473,920.31
C14	50-67876-00-019	DEL ROSA ES	MU	\$489,347.90	\$0.00	\$0.00	\$0.00	\$489,347.90
C33	50-67876-00-038	DEL VALLEJO MS	GP	\$263,830.92	\$1,500.00	\$0.00	\$0.00	\$265,330.92
P26	N/A	DEL VALLEJO MS	HVAC	\$0.00	\$0.00	\$2,700.00	\$0.00	\$2,700.00
C08	50-67876-00-042	GOLDEN VALLEY MS	OTHER	\$1,300,000.00	\$0.00	\$0.00	\$0.00	\$1,300,000.00
Growth	N/A	GROWTH PROJECTS	GP	\$68,270.45	\$0.00	\$0.00	\$0.00	\$68,270.45
C22	50-67876-00-027	HIGHLAND PACIFIC ES	MU	\$471,702.19	\$0.00	\$0.00	\$0.00	\$471,702.19
P23	N/A	HUNT ES - PHASE II	OTHER	\$0.00	\$429,814.97	\$0.00	\$0.00	\$429,814.97
C17	50-67876-00-022	INGHRAM ES	MU	\$494,634.30	\$0.00	\$0.00	\$0.00	\$494,634.30
C25	50-67876-00-030	KENDALL ES	MU	\$503,102.51	\$0.00	\$0.00	\$0.00	\$503,102.51
P28	N/A	KING MS	HVAC	\$0.00	\$0.00	\$2,800.00	\$0.00	\$2,800.00
C12	50-67876-00-017	LANKERSHIM ES	MU	\$479,817.88	\$0.00	\$0.00	\$0.00	\$479,817.88
C98	56-67876-00-008	LANKERSHIM ES	ADD	\$0.00	\$4,589.01	\$22,756.80	\$0.00	\$27,345.81
C94	56-67876-00-005	LINCOLN ES	ADD	\$0.00	\$4,835.47	\$28,836.76	\$0.00	\$33,672.23
C18	50-67876-00-023	LYTLE CREEK ES	MU	\$496,893.53	\$0.00	\$0.00	\$0.00	\$496,893.53
C99	56-67876-00-004	LYTLE CREEK ES	ADD	\$0.00	\$178,180.18	\$20,091.98	\$0.00	\$198,272.16
C16	50-67876-00-021	MUSCOY ES	MU	\$496,329.65	\$0.00	\$0.00	\$0.00	\$496,329.65
C95	56-67876-00-006	MUSCOY MS	ADD	\$0.00	\$4,835.48	\$28,426.59	\$0.00	\$33,262.07
C24	50-67876-00-029	NEWMARK ES	MU	\$487,168.75	\$0.00	\$0.00	\$0.00	\$487,168.75
P11	N/A	PACIFIC HS	KIT	\$0.00	\$9,193.83	\$0.00	\$0.00	\$9,193.83
P09	N/A	PALM AVENUE ES	OTHER	\$0.00	\$63,982.07	\$0.00	\$0.00	\$63,982.07
C23	50-67876-00-028	PARKSIDE ES	MU	\$475,751.69	\$0.00	\$0.00	\$0.00	\$475,751.69
	N/A	PROGRAM CONTRACTS	OTHER	\$723,310.56	\$3,003,052.64	\$0.00	\$0.00	\$3,726,363.20
C11	50-67876-00-016	RIO VISTA ES	MU	\$473,609.48	\$0.00	\$0.00	\$0.00	\$473,609.48
P14	N/A	RODRIGUEZ PREP ACADEMY	OTHER	\$0.00	\$3,485.64	\$0.00	\$0.00	\$3,485.64
P10	N/A	SAN ANDREAS HS	KIT	\$0.00	\$14,747.96	\$0.00	\$0.00	\$14,747.96
P16	N/A	SAN BERNARDINO HS	OTHER	\$0.00	\$3,559.15	\$19,034.91	\$0.00	\$22,594.06
P17	N/A	SAN BERNARDINO HS	OTHER	\$0.00	\$0.00	\$14,300.00	\$0.00	\$14,300.00
P22	N/A	SAN BERNARDINO HS	KIT	\$28.74	\$0.00	\$0.00	\$0.00	\$28.74
P20	N/A	SERRANO MS	KIT	\$0.00	\$50.00	\$0.00	\$0.00	\$50.00
P12	N/A	SHANDIN HILLS MS	KIT	\$0.00	\$60,502.09	\$0.00	\$0.00	\$60,502.09
P34	N/A	SHANDIN HILLS MS	HVAC	\$0.00	\$0.00	\$2,500.00	\$0.00	\$2,500.00
C19	50-67876-00-024	URBITA ES	MU	\$478,201.40	\$0.00	\$0.00	\$0.00	\$478,201.40
C36	50-67876-00-041	URBITA ES	GP	\$258,602.11	\$1,500.00	\$0.00	\$0.00	\$260,102.11
C15	50-67876-00-020	VERMONT ES	MU	\$493,496.63	\$0.00	\$0.00	\$0.00	\$493,496.63
C96	56-67876-00-009	VERMONT ES	ADD	\$0.00	\$4,796.83	\$42,284.09	\$0.00	\$47,080.92
C97	56-67876-00-007	WILSON ES	ADD	\$0.00	\$195,815.46	\$45,175.51	\$0.00	\$240,990.97
Other Projects Subtotals				\$11,842,449.10	\$3,991,042.65	\$252,621.12	\$0.00	\$16,086,112.87
Grand Totals				\$42,905,561.53	\$60,009,146.76	\$5,950,600.79	\$66,163.39	\$108,931,472.47

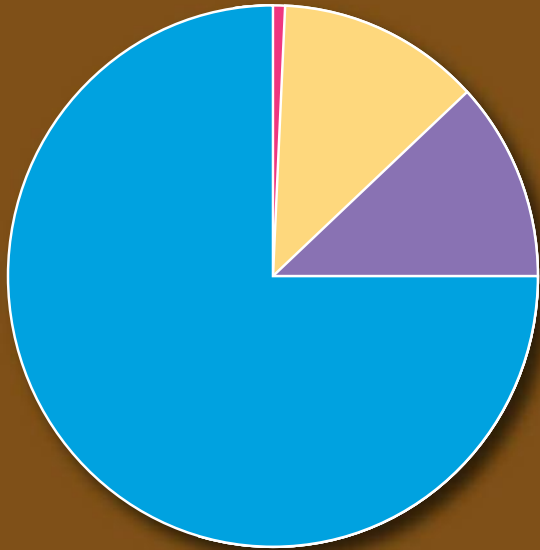
Bond Spending by Project Type



The \$108.9 million of bond expenditures have been made for New Campuses, Special Day Classroom Additions, Modernizations and other small projects such as lunch shelters, multi-use room site improvements, and growth portables. Most of the expenditures have been made for New Campus projects at 56.4% (\$61.4 million) of the total funds spent with the balance of expenditures equally spread across the remaining three project types.

New Campus	\$61,406,945.27m	56.4%
SDC	\$15,139,798.87m	13.8%
Modernization	\$16,298,615.46m	15.0%
Other	\$16,086,112.87m	14.8%
Grand Total	\$108,931,472.47m	100%

Bond Spending by Summary Account



The chart to the left illustrates the \$108.9 million of bond expenditures by the Summary Accounts established by the Office of Public School Construction. These four standard cost categories include:

- 1) Site 3) Construction
- 2) Planning 4) Other

Most of the expenditures have been made for Construction at 74.1% (\$80.7 million) with Site and Planning expenditures at roughly 12%–13% and Other expenditures at less than 1% of the total.

Site	\$14,123,450.99m	13.0%
Planning	\$13,295,014.25m	12.2%
Construction	\$80,715,593.30m	74.1%
Other	\$797,413.93m	0.7%
Grand Total	\$108,931,472.47m	100%

Bond Spending by Account

Ramona-Alessandro ES
Modernization of the
C-wing with new ceiling,
lights, flooring, ADA ramp
with handrails,
classroom partitions

Site

PURCHASE PRICE OF PROPERTY	\$3,658,612.08	3.4%
APPRAISAL FEES	\$105,380.00	0.1%
ESCROW COSTS	-\$2,723.33	0.0%
SURVEYING COSTS	\$151,230.45	0.1%
SITE SUPPORT COSTS	\$803,397.71	0.7%
HAZARDOUS WASTE REMOVAL	\$116,300.85	0.1%
OTHER SITE COSTS	\$9,291,253.23	8.5%
Site Subtotal	\$14,123,450.99	13.0%

Planning

ARCHITECT/ENGINEERING FEES	\$6,249,831.71	5.7%
DSA FEES	\$794,803.16	0.7%
CDE FEES	\$31,814.20	0.0%
PRELIMINARY TESTS	\$329,884.87	0.3%
OTHER COSTS	\$5,888,680.31	5.4%
Planning Subtotal	\$13,295,014.25	12.2%

Construction

MAIN CONSTRUCTION	\$56,775,107.18	52.1%
CONSTRUCTION MANAGEMENT	\$9,236,541.57	8.5%
DEMOLITION	\$208,425.29	0.2%
OTHER CONSTRUCTION	\$9,682,162.80	8.9%
INTERIM HOUSING	\$13,444.24	0.0%
LABOR COMPLIANCE PROGRAM	\$63,192.95	0.1%
INSPECTIONS	\$1,563,592.50	1.4%
CONSTRUCTION TESTS	\$702,165.98	0.6%
FURNITURE & EQUIPMENT	\$2,470,960.79	2.3%
Construction Subtotal	\$80,715,593.30	74.1%

Other

RELOCATION ASSISTANCE	\$797,413.93	0.7%
Other Subtotal	\$797,413.93	0.7%
Grand Subtotal	\$108,931,472.47	100.0%

The table above illustrates the \$108.9 million of bond expenditures by Detailed Account within the Office of Public School Construction Summary Accounts. The table indicates the specific account name and the percentage of the total expenditures it represents.

Bond Spending by Project and Summary Account

The table below indicates a breakdown of the \$108.9 million in bond expenditures for each project by Summary Account. The projects are organized by type (New Campuses, Special Day Classroom Additions, Modernizations and Other) and are listed alphabetically by school name.

NEW = New Campus MOD = Modernization
 ADD = Addition MU = Multi-use Room
 SDC = Special Day Classroom KIT = Kitchen
 GP = Growth Portables

New Construction Projects

ID	STATE PROJECT APPLICATION NUMBER	PROJECT NAME	PROJECT TYPE	SITE	PLANNING	CONSTRUCTION	OTHER	TOTAL
C03	50-67876-00-009	ANTON ES #45	New	\$1,398,045.63	\$292,834.09	\$4,278,873.50	\$0.00	\$5,969,753.22
C79	50-67876-00-078	CAPTAIN LELAND F. NORTON ES #52	New	\$33,594.49	\$231,993.13	\$3,886.00	\$0.00	\$269,473.62
C66	50-67876-00-002	CHAVEZ MS	New	\$45,113.86	\$532,869.21	\$2,276,206.99	\$0.00	\$2,854,190.06
C67	50-67876-00-065	CURTIS MS & SDC	New	\$921,135.03	\$441,020.21	\$13,059,830.75	\$0.00	\$14,421,985.99
C76	50-67876-00-075	DR. MILDRED D. HENRY ES #49	New	\$22,482.66	\$84,665.71	\$6,051.01	\$11,765.00	\$124,964.38
C80	50-67876-00-077	GEORGE BROWN JR. ES #53	New	\$21,416.58	\$167,862.20	\$15,050.00	\$0.00	\$204,328.78
C78	50-67876-00-076	GRACIANO GOMEZ ES #51	New	\$58,919.31	\$158,258.99	\$0.00	\$6,120.00	\$223,298.30
C81	50-67876-00-073	H. FRANK DOMINGUEZ #54	New	\$6,678.62	\$95,686.54	\$0.00	\$0.00	\$102,365.16
C05	50-67876-00-012	HIGHLAND/CYPRESS ES #50	New	\$11,250.00	\$0.00	\$0.00	\$0.00	\$11,250.00
C82	50-67876-00-003	INDIAN SPRINGS HS #8	New	\$134,058.40	\$2,345.93	\$0.00	\$0.00	\$136,404.33
C02	50-67876-00-005	JONES ES #46	New	\$5,459,698.58	\$73,665.60	\$2,130,605.88	\$531,707.40	\$8,195,677.46
C65	50-67876-00-008	LINCOLN II No. ES #44	New	\$25,400.00	\$0.00	\$2,500.00	\$0.00	\$27,900.00
C83	50-67876-00-079	LITTLE MOUNTAIN ES #55	New	\$0.00	\$10,008.06	\$0.00	\$0.00	\$10,008.06
C09	50-67876-00-080	MIDDLE COLLEGE HS	New	\$310,498.67	\$81,610.98	\$3,103.20	\$0.00	\$395,212.85
C69	50-67876-00-001	MUSCOY MS #10	New	\$9,525.00	\$20,536.70	\$0.00	\$0.00	\$30,061.70
C84	50-67876-00-074	PAKUMA K-8 #56	New	\$0.00	\$10,655.91	\$0.00	\$0.00	\$10,655.91
C10	50-67876-00-004	RODRIGUEZ PREP ACADEMY ES #47	New	\$3,407,896.57	\$142,091.53	\$7,684,964.84	\$247,821.53	\$11,482,774.47
C01	50-67876-00-072	WONG ES #48	New	\$2,047,812.40	\$1,504,294.57	\$13,384,534.01	\$0.00	\$16,936,640.98
New Construction Projects Subtotals				\$13,913,525.80	\$3,850,399.36	\$42,845,606.18	\$797,413.93	\$61,406,945.27



Indian Springs HS- Library with book shelving installed

SDC Projects

ID	STATE PROJECT APPLICATION NUMBER	PROJECT NAME	PROJECT TYPE	SITE	PLANNING	CONSTRUCTION	OTHER	TOTAL
C45	50-67876-00-051	ARROWVIEW MS	SDC	\$7,868.10	\$120,714.89	\$832,463.58	\$0.00	\$961,046.57
C37	50-67876-00-043	BARTON ES	SDC	\$0.00	\$10,136.29	\$1,250,725.07	\$0.00	\$1,260,861.36
C51	50-67876-00-057	BRADLEY ES	SDC	\$0.00	\$4,910.04	\$40,943.51	\$0.00	\$45,853.55
C49	50-67876-00-055	CAJON HS	SDC	\$23,743.69	\$116,963.80	\$999,899.20	\$0.00	\$1,140,606.69
C52	50-67876-00-058	CYPRESS ES	SDC	\$0.00	\$0.00	\$81,326.42	\$0.00	\$81,326.42
C46	50-67876-00-052	DEL VALLEJO MS	SDC	\$0.00	\$104,036.85	\$1,284,361.44	\$0.00	\$1,388,398.29
C60	50-67876-00-066	GOLDEN VALLEY MS	SDC	\$7,800.00	\$85,879.44	\$1,019,798.92	\$0.00	\$1,113,478.36
C39	50-67876-00-045	HIGHLAND PACIFIC ES	SDC	\$0.00	\$1,117.47	\$6,921.46	\$0.00	\$8,038.93
C53	50-67876-00-059	HILLSIDE ES	SDC	\$0.00	\$1,176.99	\$888.30	\$0.00	\$2,065.29
C40	50-67876-00-046	HUNT ES	SDC	\$0.00	\$1,176.99	\$1,182.37	\$0.00	\$2,359.36
C47	50-67876-00-053	KING MS	SDC	\$3,270.00	\$70,708.49	\$1,251,682.55	\$0.00	\$1,325,661.04
C100	50-67876-00-085	LANKERSHIM ES	SDC	\$0.00	\$3,445.68	\$0.00	\$0.00	\$3,445.68
C101	50-67876-00-083	LINCOLN ES	SDC	\$0.00	\$3,440.96	\$0.00	\$0.00	\$3,440.96
C102	50-67876-00-081	LYTLE CREEK ES	SDC	\$0.00	\$3,440.98	\$0.00	\$0.00	\$3,440.98
C103	50-67876-00-082	MUSCOY MS	SDC	\$0.00	\$3,440.97	\$0.00	\$0.00	\$3,440.97
C63	50-67876-00-069	PACIFIC HS	SDC	\$25,600.00	\$186,831.87	\$886,831.98	\$0.00	\$1,099,263.85
C56	50-67876-00-062	PALM AVENUE ES	SDC	\$0.00	\$108,587.12	\$1,022,001.16	\$0.00	\$1,130,588.28
C57	50-67876-00-063	RIO VISTA ES	SDC	\$0.00	\$1,137.31	\$2,162.86	\$0.00	\$3,300.17
C50	50-67876-00-056	SAN BERNARDINO HS	SDC	\$25,900.00	\$92,675.44	\$1,100,018.33	\$0.00	\$1,218,593.77
C64	50-67876-00-070	SAN GORGONIO HS	SDC	\$211.35	\$98,818.41	\$1,258,172.14	\$0.00	\$1,357,201.90
C48	50-67876-00-054	SERRANO MS	SDC	\$0.00	\$92,474.03	\$1,382,885.35	\$0.00	\$1,475,359.38
C62	50-67876-00-068	SHANDIN HILLS MS	SDC	\$350.00	\$111,542.57	\$1,396,693.58	\$0.00	\$1,508,586.15
C104	50-67876-00-084	VERMONT ES	SDC	\$0.00	\$3,440.92	\$0.00	\$0.00	\$3,440.92
SDC Projects Subtotals				\$94,743.14	\$1,226,097.51	\$13,818,958.22	\$0.00	\$15,139,798.87



Bradley ES- Completed SDC Building

Modernization Projects

ID	STATE PROJECT APPLICATION NUMBER	PROJECT NAME	PROJECT TYPE	SITE	PLANNING	CONSTRUCTION	OTHER	TOTAL
M03	57-67876-00-048	ANDERSON SPECIAL ED.	MOD	\$0.00	\$9,482.46	\$0.00	\$0.00	\$9,482.46
M04	57-67876-00-049	ARROWHEAD ES	MOD	\$0.00	\$8,115.94	\$34,177.50	\$0.00	\$42,293.44
M05	57-67876-00-050	ARROWVIEW MS	MOD	\$0.00	\$3,095.46	\$1,235,459.20	\$0.00	\$1,238,554.66
M06	57-67876-00-051	BARTON ES	MOD	\$0.00	\$32,557.43	\$2,611.80	\$0.00	\$35,169.23
M07	57-67876-00-052	BELVEDERE ES	MOD	\$0.00	\$143,052.75	\$414,359.40	\$0.00	\$557,412.15
M49	57-67876-00-096	BRADLEY ES	MOD	\$0.00	\$30.00	\$0.00	\$0.00	\$30.00
M08	57-67876-00-053	BURBANK ES	MOD	\$0.00	\$48,757.48	\$0.00	\$0.00	\$48,757.48
M09	57-67876-00-054	CAJON HS	MOD	\$1,110.00	\$279,232.07	\$1,297,438.87	\$0.00	\$1,577,780.94
M58	58-67876-00-001	CAJON HS	MOD	\$0.00	\$33,648.07	\$1,121,602.41	\$0.00	\$1,155,250.48
M11	57-67876-00-056	CARMACK ES	MOD	\$5,411.35	\$28,159.67	\$9,447.00	\$0.00	\$43,018.02
M13	57-67876-00-058	CURTIS MS	MOD	\$0.00	\$132,226.62	\$914,962.62	\$0.00	\$1,047,189.24
M14	57-67876-00-059	CYPRESS ES	MOD	\$0.00	\$15.46	\$14,625.00	\$0.00	\$14,640.46
M02	57-67876-00-060	DEL VALLEJO MS	MOD	\$1,321.00	\$92,037.84	\$2,319,302.12	\$0.00	\$2,412,660.96
M15	57-67876-00-061	EMMERTON ES	MOD	\$0.00	\$61,407.19	\$3,393.00	\$0.00	\$64,800.19
M16	57-67876-00-062	FAIRFAX ES	MOD	\$0.00	\$1,625.93	\$0.00	\$0.00	\$1,625.93
M17	57-67876-00-063	GOLDEN VALLEY MS	MOD	\$0.00	\$65,430.62	\$275,711.97	\$0.00	\$341,142.59
M18	57-67876-00-064	HIGHLAND PACIFIC ES	MOD	\$0.00	\$2,000.00	\$51,538.39	\$0.00	\$53,538.39
M19	57-67876-00-065	HILLSIDE ES	MOD	\$0.00	\$0.00	\$2,877.00	\$0.00	\$2,877.00
M20	57-67876-00-066	HUNT ES	MOD	\$0.00	\$27,444.55	\$24,669.30	\$0.00	\$52,113.85
M21	57-67876-00-067	INGHRAM ES	MOD	\$0.00	\$0.00	\$710.00	\$0.00	\$710.00
M23	57-67876-00-069	KIMBARK ES	MOD	\$477.50	\$55,581.92	\$378,410.02	\$0.00	\$434,469.44
M01	57-67876-00-092	KING MS	MOD	\$1,321.00	\$94,032.67	\$1,966,462.08	\$0.00	\$2,061,815.75
M24	57-67876-00-070	LANKERSHIM ES	MOD	\$0.00	\$66,948.69	\$973.33	\$0.00	\$67,922.02
M25	57-67876-00-071	LINCOLN ES	MOD	\$0.00	\$46,770.19	\$0.00	\$0.00	\$46,770.19
M26	57-67876-00-072	LYTLE CREEK ES	MOD	\$0.00	\$0.00	\$4,127.00	\$0.00	\$4,127.00
M27	57-67876-00-073	MONTEREY ES	MOD	\$3,642.60	\$8,984.48	\$560.00	\$0.00	\$13,187.08
M29	57-67876-00-075	MT. VERNON ES	MOD	\$0.00	(\$180.00)	\$0.00	\$0.00	(\$180.00)
M28	57-67876-00-074	MUSCOY ES	MOD	\$0.00	\$48,712.65	\$193,700.71	\$0.00	\$242,413.36
M30	57-67876-00-076	NEWMARK ES	MOD	\$0.00	\$37,055.04	\$12,181.86	\$0.00	\$49,236.90
M31	57-67876-00-077	NORTH PARK ES	MOD	\$0.00	\$38,493.70	\$32,268.13	\$0.00	\$70,761.83
M32	57-67876-00-078	OEHL ES	MOD	\$740.00	\$58,806.97	\$81,094.27	\$0.00	\$140,641.24
M47	57-67876-00-093	PACIFIC HS	MOD	\$0.00	\$880.00	\$0.00	\$0.00	\$880.00
M35	57-67876-00-081	RILEY ES	MOD	\$0.00	\$75,687.90	\$1,297.77	\$0.00	\$76,985.67
M10	57-67876-00-055	SALINAS ES	MOD	\$0.00	\$84,907.77	\$12,026.98	\$0.00	\$96,934.75
M51	57-67876-00-094	SAN ANDREAS HS	MOD	\$50.00	\$3,938.35	\$0.00	\$0.00	\$3,988.35
M38	57-67876-00-084	SAN BERNARDINO HS	MOD	\$0.00	\$446,412.90	\$23,233.84	\$0.00	\$469,646.74
M39	57-67876-00-085	SAN GORGONIO HS	MOD	\$0.00	\$515,433.97	\$1,658,529.80	\$0.00	\$2,173,963.77
M40	57-67876-00-086	SERRANO MS	MOD	\$740.00	\$288,007.46	\$745,518.50	\$0.00	\$1,034,265.96
M41	57-67876-00-087	SHANDIN HILLS MS	MOD	\$0.00	\$189,532.09	\$28,881.42	\$0.00	\$218,413.51
M52	57-67876-00-095	SIERRA HS	MOD	\$0.00	\$895.00	\$0.00	\$0.00	\$895.00
M42	57-67876-00-088	THOMPSON ES	MOD	\$0.00	\$96,432.33	\$289,268.46	\$0.00	\$385,700.79
M46	57-67876-00-099	WARM SPRINGS ES	MOD	\$0.00	\$5,049.01	\$0.00	\$0.00	\$5,049.01
M45	57-67876-00-091	WILSON ES	MOD	\$679.63	\$1,000.00	\$0.00	\$0.00	\$1,679.63
Modernization Projects Subtotals				\$15,493.08	\$3,131,702.63	\$13,151,419.75	\$0.00	\$16,298,615.46

Other Projects

ID	STATE PROJECT APPLICATION NUMBER	PROJECT NAME	PROJECT TYPE	SITE	PLANNING	CONSTRUCTION	OTHER	TOTAL
P16	N/A	ARROWVIEW MS	OTHER	\$0.00	\$27,254.35	\$0.00	\$0.00	\$27,254.35
P18	N/A	ARROWVIEW MS	KIT	\$0.00	\$50.00	\$0.00	\$0.00	\$50.00
C68	50-67876-00-071	ARROYO VALLEY HS	ADD	\$0.00	\$1,500.00	\$0.00	\$0.00	\$1,500.00
C21	50-67876-00-026	BARTON ES	MU	\$95.39	\$32,004.68	\$469,476.33	\$0.00	\$501,576.40
C35	50-67876-00-040	BARTON ES	GP	\$0.00	\$11,503.79	\$181,519.39	\$0.00	\$193,023.18
C13	50-67876-00-018	BELVEDERE ES	MU	\$140.39	\$31,556.71	\$463,930.62	\$0.00	\$495,627.72
C34	50-67876-00-039	CAJON HS	GP	\$0.00	\$7,648.68	\$88,880.80	\$0.00	\$96,529.48
P21	N/A	CAJON HS	KIT	\$0.00	\$6.00	\$0.00	\$0.00	\$6.00
C75	52-67876-00-002	CHAVEZ JOINT USE GYM	MU	\$0.00	\$65,649.42	\$1,563,523.90	\$0.00	\$1,629,173.32
P19	N/A	CURTS MS	KIT	\$0.00	\$6.00	\$0.00	\$0.00	\$6.00
C20	50-67876-00-025	DAVIDSON ES	MU	\$95.38	\$32,004.74	\$441,820.19	\$0.00	\$473,920.31
C14	50-67876-00-019	DEL ROSA ES	MU	\$140.39	\$31,238.78	\$457,968.73	\$0.00	\$489,347.90
C33	50-67876-00-038	DEL VALLEJO MS	GP	\$0.00	\$16,186.43	\$249,144.49	\$0.00	\$265,330.92
P26	N/A	DEL VALLEJO MS	HVAC	\$0.00	\$2,700.00	\$0.00	\$0.00	\$2,700.00
C08	50-67876-00-042	GOLDEN VALLEY MS	OTHER	\$0.00	\$85,320.00	\$1,214,680.00	\$0.00	\$1,300,000.00
Growth	N/A	GROWTH PROJECTS	GP	\$59,969.75	\$8,300.70	\$0.00	\$0.00	\$68,270.45
C22	50-67876-00-027	HIGHLAND PACIFIC ES	MU	\$95.39	\$33,268.64	\$438,338.16	\$0.00	\$471,702.19
P23	N/A	HUNT ES - PHASE II	OTHER	\$0.00	\$44,745.35	\$385,069.62	\$0.00	\$429,814.97
C17	50-67876-00-022	INGHRAM ES	MU	\$95.38	\$32,048.63	\$462,490.29	\$0.00	\$494,634.30
C25	50-67876-00-030	KENDALL ES	MU	\$140.38	\$36,162.39	\$466,799.74	\$0.00	\$503,102.51
P28	N/A	KING MS	HVAC	\$0.00	\$2,800.00	\$0.00	\$0.00	\$2,800.00
C12	50-67876-00-017	LANKERSHIM ES	MU	\$140.39	\$31,556.72	\$448,120.77	\$0.00	\$479,817.88
C98	56-67876-00-008	LANKERSHIM ES	ADD	\$0.00	\$24,845.81	\$2,500.00	\$0.00	\$27,345.81
C94	56-67876-00-005	LINCOLN ES	ADD	\$5,050.00	\$28,622.23	\$0.00	\$0.00	\$33,672.23
C18	50-67876-00-023	LYTLE CREEK ES	MU	\$95.38	\$32,048.70	\$464,749.45	\$0.00	\$496,893.53
C99	56-67876-00-004	LYTLE CREEK ES	ADD	\$0.00	\$195,772.16	\$2,500.00	\$0.00	\$198,272.16
C16	50-67876-00-021	MUSCOY ES	MU	\$95.38	\$31,995.32	\$464,238.95	\$0.00	\$496,329.65
C95	56-67876-00-006	MUSCOY MS	ADD	\$175.00	\$33,087.07	\$0.00	\$0.00	\$33,262.07
C24	50-67876-00-029	NEWMARK ES	MU	\$95.38	\$31,995.31	\$455,078.06	\$0.00	\$487,168.75
P11	N/A	PACIFIC HS	KIT	\$0.00	\$28.74	\$9,165.09	\$0.00	\$9,193.83
P09	N/A	PALM AVENUE ES	OTHER	\$250.99	\$12,222.08	\$51,509.00	\$0.00	\$63,982.07
C23	50-67876-00-028	PARKSIDE ES	MU	\$95.38	\$31,995.18	\$443,661.13	\$0.00	\$475,751.69
	N/A	PROGRAM CONTRACTS	OTHER	\$0.00	3,717,754.84	8,608.36	\$0.00	\$3,726,363.20
C11	50-67876-00-016	RIO VISTA ES	MU	\$140.38	\$30,336.71	\$443,132.39	\$0.00	\$473,609.48
P14	N/A	RODRIGUEZ PREP ACADEMY	OTHER	\$0.00	\$3,485.64	\$0.00	\$0.00	\$3,485.64
P10	N/A	SAN ANDREAS HS	KIT	\$0.00	\$1,146.79	\$13,601.17	\$0.00	\$14,747.96
P16	N/A	SAN BERNARDINO HS	OTHER	\$0.00	\$22,594.06	\$0.00	\$0.00	\$22,594.06
P17	N/A	SAN BERNARDINO HS	OTHER	\$0.00	\$14,300.00	\$0.00	\$0.00	\$14,300.00
P22	N/A	SAN BERNARDINO HS	KIT	\$0.00	\$28.74	\$0.00	\$0.00	\$28.74
P20	N/A	SERRANO MS	KIT	\$0.00	\$50.00	\$0.00	\$0.00	\$50.00
P12	N/A	SHANDIN HILLS MS	KIT	\$0.00	\$50.00	\$60,452.09	\$0.00	\$60,502.09
P34	N/A	SHANDIN HILLS MS	HVAC	\$0.00	\$2,500.00	\$0.00	\$0.00	\$2,500.00
C19	50-67876-00-024	URBITA ES	MU	\$95.38	\$32,240.81	\$445,865.21	\$0.00	\$478,201.40
C36	50-67876-00-041	URBITA ES	GP	\$0.00	\$18,477.29	\$241,624.82	\$0.00	\$260,102.11
C15	50-67876-00-020	VERMONT ES	MU	\$95.38	\$32,240.85	\$461,160.40	\$0.00	\$493,496.63
C96	56-67876-00-009	VERMONT ES	ADD	\$10,177.50	\$36,903.42	\$0.00	\$0.00	\$47,080.92
C97	56-67876-00-007	WILSON ES	ADD	\$22,409.98	\$218,580.99	\$0.00	\$0.00	\$240,990.97
Other Projects Subtotals				\$99,688.97	\$5,086,814.75	\$10,899,609.15	\$0.00	\$16,086,112.87
Grand Totals				\$14,123,450.99	\$13,295,014.25	\$80,715,593.30	\$797,413.93	\$108,931,472.47

Locations of Major Construction Projects



Board of Education

Dr. Barbara Flores, President
 Mr. Michael J. Gallo, Vice President
 Mrs. Margaret Hill
 Mrs. Judi Penman
 Mrs. Bobbie Perong
 Mrs. Lynda K. Savage
 Mr. Danny Tillman

Interim Superintendent

Mrs. Yolanda Ortega

District Facilities M&O Administrators

Mel Albiso, Associate Superintendent
 John Peukert, Assistant Superintendent
 David Doomey, Interim Facilities Administrator
 Samer Alzubaidi, Facilities Director
 Ed Norton, Maintenance & Operations Director

Facilities Program Management Team

URS Corporation
 Ali A. Kiafar, PhD, Program Executive

Written and published by:

SAN BERNARDINO CITY
 UNIFIED SCHOOL DISTRICT
 Facilities Management Department

March 7, 2012