

Bond Report October 2008

Citizens' Oversight Committee



Anton Elementary School New Campus Administration Building




Arrowview Middle School Modernization ADA accessible walkways includes new concrete ramps and visual & tactile upgrades.





San Geronio High School SDC Classroom 4 classrooms: 3 classrooms have restrooms and full kitchens; 1 therapy room.



Wong Elementary School New Campus
Lunch and shade shelter complete; play equipment installed.



pg	4	Introduction
pg	5	Bond Issue Status
pg	5	Bond Spending by Issue
pg	6-7	Bond Spending by Project and Issue
pg	8	Bond Spending by Project Type
pg	8	Bond Spending by Summary Account
pg	9	Bond Spending by Account
pg	10-11	Bond Spending by Project and Summary Account



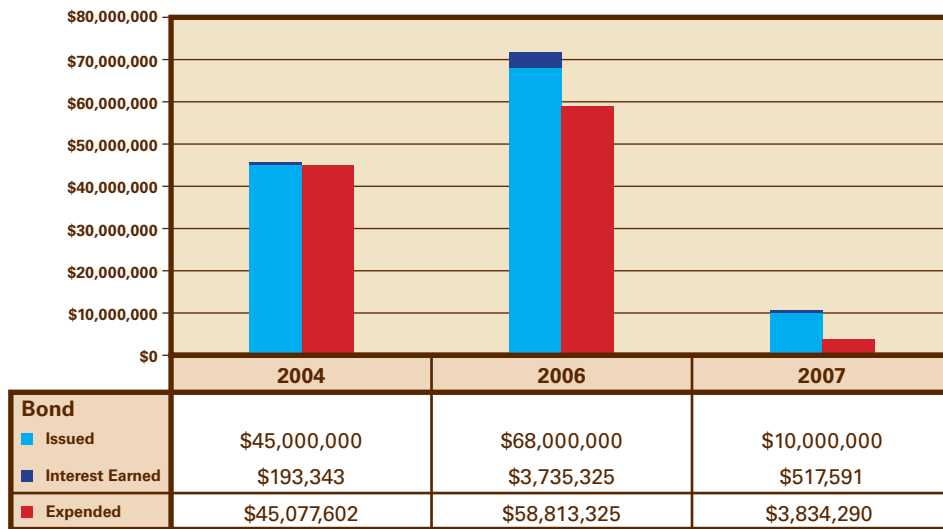
Introduction



Cajon High School Modernization
During and after the modernization of the Music Room.

On March 2, 2004, the voters of the San Bernardino City Unified School District approved Measure T by a yes vote of 61.4%. Measure T provided for capital facilities bonds in the amount of \$140 million. Bond funds are being used in conjunction with available State bond and local funding to maximize the number of projects that can be accomplished. The Measure T bonds are planned to be issued in four separate series. As of this report, three of the four series have been issued. The first series, Series A, was sold in September 2004 and was used primarily to pay off Certificates of Participation used to construct school facilities. The Series B was sold in May 2006 and Series C was sold in May 2007 to fund new campuses, modernizations, SDC additions and other facilities upgrades. This Cost Report summarizes the spending of Measure T Bond funds since its inception in 2004 through October 2008. Cost reported may be subject to change as fiscal year Proposition 39 audits are completed.

Bond Issue Status



To date, \$123 million of the \$140 million Measure T bonds have been sold in three series. Series A was issued in 2004 for \$45 million, Series B was issued in 2006 for \$68 million and Series C was issued in 2007 for \$10 million. Interest is earned on these amounts and the chart above indicates expenditures of the issues (including interest expenditures) made as of October 2008. Of the \$123 million, approximately \$10.2 million remains to be spent on active construction projects.



Serrano Middle School SDC Classroom
Exterior view featuring fencing and landscaping.



Curtis Middle School New Campus
Rear view of the new Multipurpose Room.

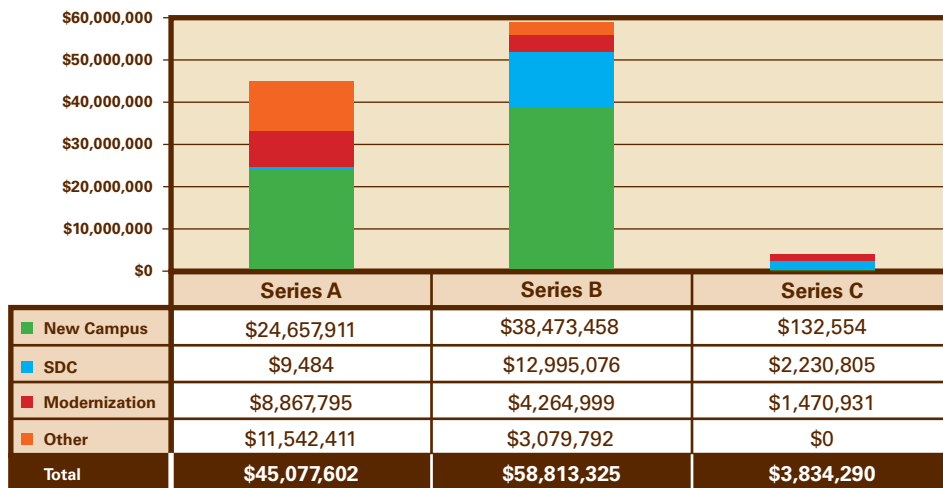


Golden Valley Middle School SDC Classroom
View of central courtyard.



Jones Elementary School New Campus
Interior courtyard.

Bond Spending by Issue



Note Series B bonds continue to be reconciled with transfers and audit adjustments made prior to October 2007.

A total of \$107.7 million of the sold Measure T bonds has been spent as of October 2008. The chart above indicates the amount spent by issue for each of the four project types (New Campuses, Special Day Classroom (SDC) Additions, Modernizations and Other). Approximately \$63 million of the expenditures have been made for the New Campus projects including Anton Elementary School, Chavez Middle School, Curtis Middle School, Jones Elementary School, Rodriguez Elementary School, and Wong Elementary School.

Cost Report

Bond Expenditure Issues by Project

Bond Spending by Project and Issue

The table below indicates a breakdown of the \$107.7 million in bond expenditures for each project by bond issuance. The projects are organized by type (New Campuses, Special Day Classroom Additions, Modernizations and Other) and are listed alphabetically by school name. Bond funds were expended for more than one hundred projects. In many cases, these bond expenditures have been leveraged against matching funds from the State and local Developer Fees.

PROJECT TYPES

NEW New Campus Project
ADD Addition

SDC Special Day Classroom Project
GP Growth Portables

MOD Modernization Project
MU Multi-use Room

NEW CONSTRUCTION PROJECTS

ID	STATE PROJECT APPLICATION NUMBER	PROJECT NAME	PROJECT TYPE	EXPENDITURES FUND 21 G.O. BOND Series A	EXPENDITURES FUND 21 G.O. BOND Series B	EXPENDITURES FUND 21 G.O. BOND Series C	TOTAL
C78	50-67876-00-076	ALESSANDRO II ES #51	NEW	\$8,625	\$131,836	\$127,604	\$268,065
C03	50-67876-00-009	ANTON ES #45	NEW	\$5,704,932	\$0	\$0	\$5,704,932
C81	50-67876-00-073	BURBANK II ES #54	NEW	\$4,125	\$164,811	\$0	\$168,936
C66	50-67876-00-002	CHAVEZ MS	NEW	\$2,395,747	\$442,822	\$0	\$2,838,569
C82	50-67876-00-003	CURTIS HS #8	NEW	\$1,257,335	\$1,055,477	\$0	\$2,312,812
C67	50-67876-00-065	CURTIS MS & SDC	NEW	\$874,076	\$12,457,413	\$0	\$13,331,489
C05	50-67876-00-012	HIGHLAND/CYPRESS ES #50	NEW	\$11,250	\$0	\$0	\$11,250
C02	50-67876-00-005	JONES ES #46	NEW	\$8,442,500	\$0	\$0	\$8,442,500
C65	50-67876-00-008	LINCOLN II No. ES #44	NEW	\$27,900	\$0	\$0	\$27,900
C79	50-67876-00-078	LINCOLN II So. ES #52	NEW	\$36,869	\$565,544	\$2,700	\$605,114
C09	50-67876-00-080	MIDDLE COLLEGE HS	NEW	\$142,473	\$0	\$0	\$142,473
C69	50-67876-00-001	MUSCOY MS	NEW	\$30,062	\$0	\$0	\$30,062
C10	50-67876-00-004	RODRIGUEZ PREP ACADEMY ES #47	NEW	\$3,675,127	\$8,715,030	\$0	\$12,390,157
C76	50-67876-00-075	ROOSEVELT II ES #49	NEW	\$8,475	\$475,182	\$0	\$483,657
C80	50-67876-00-077	WILSON II ES #53	NEW	\$8,250	\$400,127	\$2,250	\$410,627
C01	50-67876-00-072	WONG ES #48	NEW	\$2,030,165	\$14,065,216	\$0	\$16,095,381
New Construction Projects Subtotals				\$24,657,911	\$38,473,458	\$132,554	\$63,263,923

OTHER PROJECTS

ID	STATE PROJECT APPLICATION NUMBER	PROJECT NAME	PROJECT TYPE	EXPENDITURES FUND 21 G.O. BOND Series A	EXPENDITURES FUND 21 G.O. BOND Series B	EXPENDITURES FUND 21 G.O. BOND Series C	TOTAL
C68	50-67876-00-071	ARROYO VALLEY HS	ADD	\$1,500	\$0	\$0	\$1,500
C21	50-67876-00-026	BARTON ES	MU	\$501,576	\$0	\$0	\$501,576
C35	50-67876-00-040	BARTON ES	GP	\$191,523	\$1,500	\$0	\$193,023
C13	50-67876-00-018	BELVEDERE ES	MU	\$495,628	\$0	\$0	\$495,628
C34	50-67876-00-039	CAJON HS	GP	\$95,029	\$1,500	\$0	\$96,529
C75	52-67876-00-002	CHAVEZ JOINT USE GYM	MU	\$1,629,173	\$0	\$0	\$1,629,173
	N/A	CONTRACTS OTHER	OTHER	\$290,803	\$204,973	\$0	\$495,777
C20	50-67876-00-025	DAVIDSON ES	MU	\$473,920	\$0	\$0	\$473,920
C14	50-67876-00-019	DEL ROSA ES	MU	\$489,348	\$0	\$0	\$489,348
C33	50-67876-00-038	DEL VALLEJO MS	GP	\$263,831	\$1,500	\$0	\$265,331
C08	50-67876-00-042	GOLDEN VALLEY MS	OTHER	\$1,300,000	\$0	\$0	\$1,300,000
	N/A	GROWTH PROJECTS	OTHER	\$59,970	\$0	\$0	\$59,970
C22	50-67876-00-027	HIGHLAND PACIFIC ES	MU	\$471,702	\$0	\$0	\$471,702
C17	50-67876-00-022	INGHRAM ES	MU	\$494,634	\$0	\$0	\$494,634
C25	50-67876-00-030	KENDALL ES	MU	\$503,103	\$0	\$0	\$503,103
C12	50-67876-00-017	LANKERSHIM ES	MU	\$479,818	\$0	\$0	\$479,818
C18	50-67876-00-023	LYTLE CREEK ES	MU	\$496,894	\$0	\$0	\$496,894
C16	50-67876-00-021	MUSCOY ES	MU	\$497,387	\$0	\$0	\$497,387
C24	50-67876-00-029	NEWMARK ES	MU	\$488,186	\$0	\$0	\$488,186
P11	N/A	PACIFIC HS	OTHER	\$0	\$9,165	\$0	\$9,165
P09	N/A	PALM AVENUE ES	OTHER	\$0	\$63,982	\$0	\$63,982
C23	50-67876-00-028	PARKSIDE ES	MU	\$475,752	\$0	\$0	\$475,752
	N/A	PROGRAM CONTRACTS	OTHER	\$138,724	\$2,720,478	\$0	\$2,859,201
C11	50-67876-00-016	RIO VISTA ES	MU	\$473,609	\$0	\$0	\$473,609
P10	N/A	SAN ANDREAS HS	OTHER	\$0	\$14,742	\$0	\$14,742
P12	N/A	SHANDIN HILLS MS	OTHER	\$0	\$60,452	\$0	\$60,452
C19	50-67876-00-024	URBITA ES	MU	\$478,201	\$0	\$0	\$478,201
C36	50-67876-00-041	URBITA ES	GP	\$258,602	\$1,500	\$0	\$260,102
C15	50-67876-00-020	VERMONT ES	MU	\$493,497	\$0	\$0	\$493,497
Other Projects Subtotals				\$11,542,411	\$3,079,792	\$0	\$14,622,204

MODERNIZATION PROJECTS

ID	STATE PROJECT APPLICATION NUMBER	PROJECT NAME	PROJECT TYPE	EXPENDITURES FUND 21 G.O. BOND Series A	EXPENDITURES FUND 21 G.O. BOND Series B	EXPENDITURES FUND 21 G.O. BOND Series C	TOTAL
M05	57-67876-00-050	ARROWVIEW MS	MOD	\$1,058	\$221,297	\$1,254,434	\$1,476,788
M06	57-67876-00-051	BARTON ES	MOD	\$38,685	\$6,433	\$1,193	\$46,311
M07	57-67876-00-052	BELVEDERE ES	MOD	\$11,843	\$440,953	\$0	\$452,796
M49	57-67876-00-096	BRADLEY ES	MOD	\$32,616	\$0	\$57,758	\$90,374
M08	57-67876-00-053	BURBANK ES	MOD	\$58,209	\$0	\$0	\$58,209
M09	57-67876-00-054	CAJON HS	MOD	\$368,450	\$1,741,065	\$0	\$2,109,514
M11	57-67876-00-056	CARMACK ES	MOD	\$0	\$0	\$21,568	\$21,568
M12	57-67876-00-057	COLE ES	MOD	\$92,263	\$0	\$4,114	\$96,377
M13	57-67876-00-058	CURTIS MS	MOD	\$97,059	\$0	\$0	\$97,059
M14	57-67876-00-059	CYPRESS ES	MOD	\$271,554	\$0	\$0	\$271,554
M50	57-67876-00-097	DEL ROSA ES	MOD	\$55,727	\$1,125	\$10,253	\$67,105
M02	57-67876-00-060	DEL VALLEJO MS	MOD	\$1,931,756	\$480,905	\$0	\$2,412,661
M15	57-67876-00-061	EMMERTON ES	MOD	\$66,694	\$0	\$0	\$66,694
M16	57-67876-00-062	FAIRFAX ES	MOD	\$0	\$0	\$7,884	\$7,884
M17	57-67876-00-063	GOLDEN VALLEY MS	MOD	\$341,143	\$0	\$0	\$341,143
M18	57-67876-00-064	HIGHLAND PACIFIC ES	MOD	\$113,169	\$0	\$0	\$113,169
M19	57-67876-00-065	HILLSIDE ES	MOD	\$0	\$0	\$6,878	\$6,878
M20	57-67876-00-066	HUNT ES	MOD	\$0	\$0	\$25,424	\$25,424
M22	57-67876-00-068	KENDALL ES	MOD	\$0	\$0	\$5,480	\$5,480
M23	57-67876-00-069	KIMBARK ES	MOD	\$434,469	\$0	\$0	\$434,469
M01	57-67876-00-092	KING MS	MOD	\$2,061,816	\$641,505	\$0	\$2,703,321
M24	57-67876-00-070	LANKERSHIM ES	MOD	\$61,871	\$0	\$0	\$61,871
M25	57-67876-00-071	LINCOLN ES	MOD	\$100,659	\$0	\$0	\$100,659
M48	57-67876-00-098	MARSHALL ES	MOD	\$27,915	\$0	\$48,323	\$76,237
M27	57-67876-00-073	MONTEREY ES	MOD	\$0	\$3,417	\$273	\$3,689
M28	57-67876-00-074	MUSCOY ES	MOD	\$242,413	\$0	\$0	\$242,413
M30	57-67876-00-076	NEWMARK ES	MOD	\$49,237	\$0	\$0	\$49,237
M31	57-67876-00-077	NORTH PARK ES	MOD	\$77,135	\$0	\$0	\$77,135
M32	57-67876-00-078	OEHL ES	MOD	\$85,238	\$57,299	\$0	\$142,538
M47	57-67876-00-093	PACIFIC HS	MOD	\$57,460	\$0	\$0	\$57,460
M35	57-67876-00-081	RILEY ES	MOD	\$145,472	\$0	\$0	\$145,472
M37	57-67876-00-083	ROOSEVELT ES	MOD	\$1,017	\$0	\$0	\$1,017
M10	57-67876-00-055	SALINAS ES formally California	MOD	\$115,341	\$1,000	\$10,045	\$126,386
M38	57-67876-00-084	SAN BERNARDINO HS	MOD	\$387,010	\$0	\$0	\$387,010
M39	57-67876-00-085	SAN GORGONIO HS	MOD	\$701,440	\$0	\$2,000	\$703,440
M40	57-67876-00-086	SERRANO MS	MOD	\$212,125	\$447,444	\$0	\$659,569
M41	57-67876-00-087	SHANDIN HILLS MS	MOD	\$223,397	\$0	\$0	\$223,397
M42	57-67876-00-088	THOMPSON ES	MOD	\$43,413	\$222,558	\$0	\$265,970
M44	57-67876-00-090	VERMONT ES	MOD	\$349,291	\$0	\$0	\$349,291
M46	57-67876-00-099	WARM SPRINGS ES	MOD	\$10,852	\$0	\$7,707	\$18,558
M45	57-67876-00-091	WILSON ES	MOD	\$0	\$0	\$7,598	\$7,598
Modernization Projects Subtotals				\$8,867,795	\$4,264,999	\$1,470,931	\$14,603,726

SDC ADDITIONS PROJECTS

ID	STATE PROJECT APPLICATION NUMBER	PROJECT NAME	PROJECT TYPE	EXPENDITURES FUND 21 G.O. BOND Series A	EXPENDITURES FUND 21 G.O. BOND Series B	EXPENDITURES FUND 21 G.O. BOND Series C	TOTAL
C45	50-67876-00-051	ARROWVIEW MS	SDC	\$211	\$963,252	\$0	\$963,463
C37	50-67876-00-043	BARTON ES	SDC	\$0	\$0	\$1,175,342	\$1,175,342
C51	50-67876-00-057	BRADLEY ES	SDC	\$0	\$10,040	\$3,157	\$13,197
C49	50-67876-00-055	CAJON HS	SDC	\$0	\$1,263,830	\$0	\$1,263,830
C52	50-67876-00-058	CYPRESS ES	SDC	\$0	\$6,941	\$16,372	\$23,313
C46	50-67876-00-052	DEL VALLEJO MS	SDC	\$0	\$1,355,636	\$0	\$1,355,636
C60	50-67876-00-066	GOLDEN VALLEY MS	SDC	\$0	\$1,119,420	\$0	\$1,119,420
C39	50-67876-00-045	HIGHLAND PACIFIC ES	SDC	\$0	\$0	\$3,157	\$3,157
C53	50-67876-00-059	HILLSIDE ES	SDC	\$0	\$4,024	\$3,156	\$7,180
C40	50-67876-00-046	HUNT ES	SDC	\$0	\$1,500	\$7,970	\$9,470
C47	50-67876-00-053	KING MS	SDC	\$0	\$1,413,969	\$0	\$1,413,969
C42	50-67876-00-048	N. VERDEMONT ES	SDC	\$0	\$1,500	\$11,570	\$13,070
C63	50-67876-00-069	PACIFIC HS	SDC	\$0	\$1,207,002	\$0	\$1,207,002
C56	50-67876-00-062	PALM AVENUE ES	SDC	\$0	\$366	\$1,003,768	\$1,004,134
C57	50-67876-00-063	RIO VISTA ES	SDC	\$0	\$2,310	\$3,157	\$5,467
C44	50-67876-00-050	ROOSEVELT ES	SDC	\$211	\$6,285	\$3,156	\$9,653
C50	50-67876-00-056	SAN BERNARDINO HS	SDC	\$8,850	\$1,208,744	\$0	\$1,217,594
C64	50-67876-00-070	SAN GORGONIO HS	SDC	\$211	\$1,354,190	\$0	\$1,354,402
C48	50-67876-00-054	SERRANO MS	SDC	\$0	\$1,578,884	\$0	\$1,578,884
C62	50-67876-00-068	SHANDIN HILLS MS	SDC	\$0	\$1,497,184	\$0	\$1,497,184
SDC Projects Subtotals				\$9,484	\$12,995,076	\$2,230,805	\$15,235,365
Grand Totals				\$45,077,602	\$58,813,325	\$3,834,290	\$107,725,217



**Chavez Middle School
New Campus**
Main entrance to the campus.



**San Bernardino High School
SDC Classroom**
Interior covered courtyard

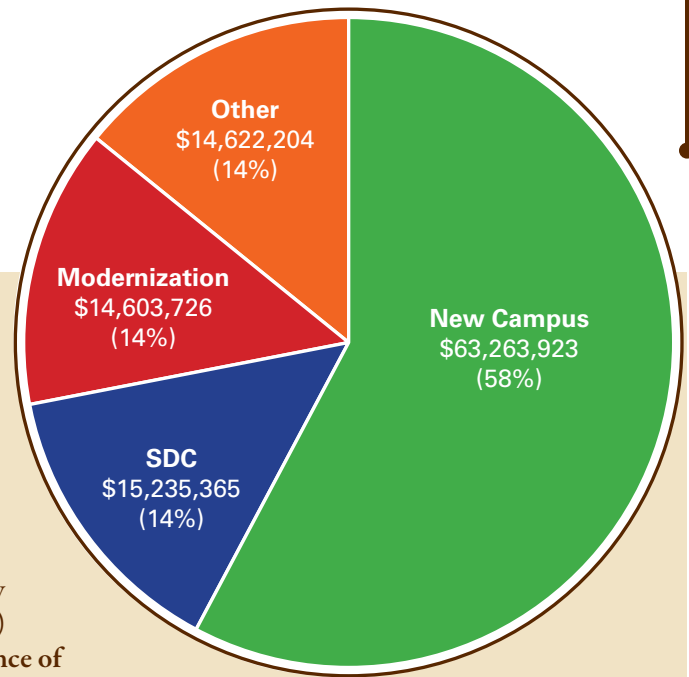


**Belvedere Elementary School
Modernization**
Library received new interior, upgraded data and communication systems.



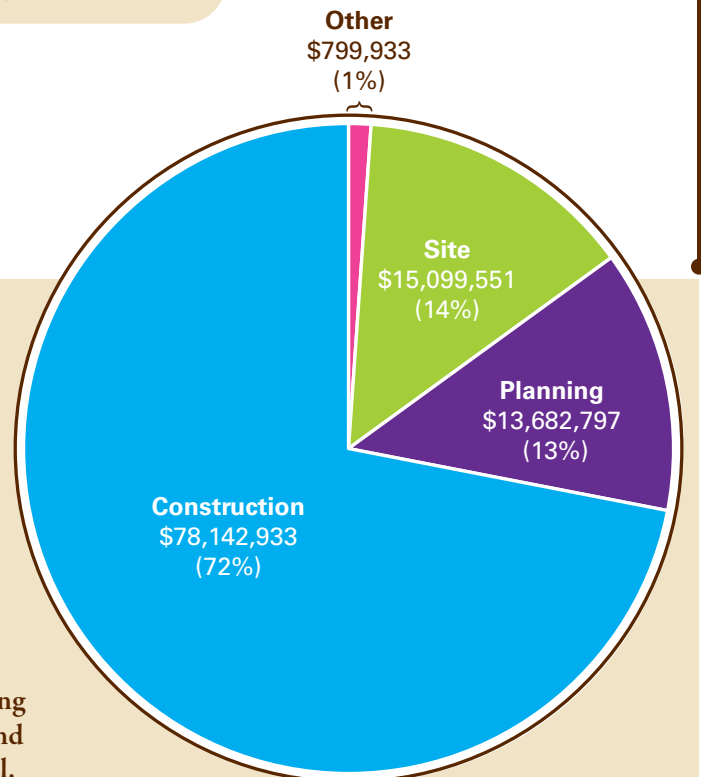
**Palm Ave. Elementary School
SDC Classroom**
Energy-efficient windows configured to maximize use of natural light.

Bond Spending by Project Type



The \$107.7 million of bond expenditures have been made for New Campuses, Special Day Classroom Additions, Modernizations and other small projects such as lunch shelters, multi-use room site improvements, and growth portables. Most of the expenditures have been made for New Campus projects at 58% (\$63 million) of the total funds spent with the balance of expenditures equally spread across the remaining three project types.

Bond Spending by Summary Account



The chart to the right illustrates the \$107.7 million of bond expenditures by the Summary Accounts established by the Office of Public School Construction. These four standard cost categories include: 1) Site, 2) Planning, 3) Construction and 4) Other. Most of the expenditures have been made for Construction at 72% (\$78.1 million) with Site and Planning expenditures at roughly 13%–14% and Other expenditures at 1% of the total.

Bond Spending by Account

SITE

Purchase Price Of Property	\$3,193,198	3%
Appraisal Fees	\$120,880	0%
Escrow Costs	\$9,441,831	8%
Surveying Costs	\$149,981	0%
Site Support Costs	\$951,405	1%
Hazardous Waste Removal	\$126,459	0%
Other Site Costs	\$1,115,797	1%
Site Subtotal	\$15,099,551	13%

PLANNING

Architect/Engineering Fees	\$7,161,150	6%
DSA Fees	\$1,089,622	1%
CDE Fees	\$35,020	0%
Preliminary Tests	\$638,176	0%
Other Planning Costs	\$4,758,830	4%
Planning Subtotal	\$13,682,797	12%

CONSTRUCTION

Construction	\$66,213,228	62%
Construction Management	\$7,513,752	8%
Demolition	\$208,425	0%
Interim Housing	\$18,139	0%
Labor Compliance Program	\$10,839	0%
Inspections	\$1,511,029	1%
Construction Tests	\$757,138	1%
Furniture & Equipment	\$1,910,384	2%
Construction Subtotal	\$78,142,933	75%

OTHER

Relocation Assistance	\$799,933	1%
Other Subtotal	\$799,933	1%
Grand Total	\$107,725,214	100%

The table above illustrates the \$107.7 million of bond expenditures by Detailed Account within the Office of Public School Construction Summary Accounts. The table indicates the specific account name and the percentage of the total expenditures it represents.



Serrano Middle School Modernization
Corridor workspace which doubles as a teacher training area.




Rodriguez Prep Academy New Campus
Classroom Buildings D and C from north campus bus and vehicle area.



Golden Valley Middle School SDC Classroom
SDC classrooms tie into existing campus walkways.



Del Vallejo Middle School SDC Classroom
Fully ADA accessible showers are included in all SDC buildings.



Chavez Middle School Other Projects Joint use gymnasium/multi-purpose room/cafeteria.

Cost Report

Bond Expenditure Accounts by Project

Bond Spending by Project and Summary Account

The table below indicates a breakdown of the \$107.7 million in bond expenditures for each project by Summary Account. The projects are organized by type (New Campuses, Special Day Classroom Additions, Modernizations and Other) and are listed alphabetically by school name. Bond funds were expended for more than one hundred projects. In many cases, these bond expenditures have been leveraged against matching funds from the State and local Developer Fees.

PROJECT TYPES

NEW New Campus Project
ADD Addition

SDC Special Day Classroom Project
GP Growth Portables

MOD Modernization Project
MU Multi-use Room

NEW CONSTRUCTION PROJECTS

ID	STATE PROJECT APPLICATION NUMBER	PROJECT NAME	PROJECT TYPE	SITE ACCOUNT	PLANNING ACCOUNT	CONSTRUCTION ACCOUNT	OTHER ACCOUNT
C78	50-67876-00-076	ALESSANDRO II ES #51	NEW	\$102,689	\$153,136	\$0	\$12,240
C03	50-67876-00-009	ANTON ES #45	NEW	\$1,398,046	\$292,834	\$4,014,052	\$0
C81	50-67876-00-073	BURBANK II ES #54	NEW	\$9,232	\$159,704	\$0	\$0
C66	50-67876-00-002	CHAVEZ MS	NEW	\$45,114	\$532,869	\$2,260,586	\$0
C82	50-67876-00-003	CURTIS HS #8	NEW	\$1,267,793	\$399,732	\$645,287	\$0
C67	50-67876-00-065	CURTIS MS & SDC	NEW	\$921,135	\$420,441	\$11,989,914	\$0
C05	50-67876-00-012	HIGHLAND/CYPRESS ES #50	NEW	\$11,250	\$0	\$0	\$0
C02	50-67876-00-005	JONES ES #46	NEW	\$5,464,034	\$64,778	\$2,418,579	\$495,109
C65	50-67876-00-008	LINCOLN II No. ES #44	NEW	\$27,900	\$0	\$0	\$0
C79	50-67876-00-078	LINCOLN II So. ES #52	NEW	\$62,344	\$517,831	\$24,939	\$0
C09	50-67876-00-080	MIDDLE COLLEGE HS	NEW	\$142,473	\$0	\$0	\$0
C69	50-67876-00-001	MUSCOY MS	NEW	\$9,525	\$20,537	\$0	\$0
C10	50-67876-00-004	RODRIGUEZ PREP ACADEMY ES #47	NEW	\$3,171,360	\$145,020	\$8,821,468	\$252,309
C76	50-67876-00-075	ROOSEVELT II ES #49	NEW	\$174,257	\$234,028	\$35,096	\$40,275
C80	50-67876-00-077	WILSON II ES #53	NEW	\$53,824	\$326,703	\$30,100	\$0
C01	50-67876-00-072	WONG ES #48	NEW	\$2,047,812	\$1,552,567	\$12,495,002	\$0
New Construction Projects Subtotals				\$14,908,789	\$4,820,179	\$42,735,022	\$799,933

OTHER PROJECTS

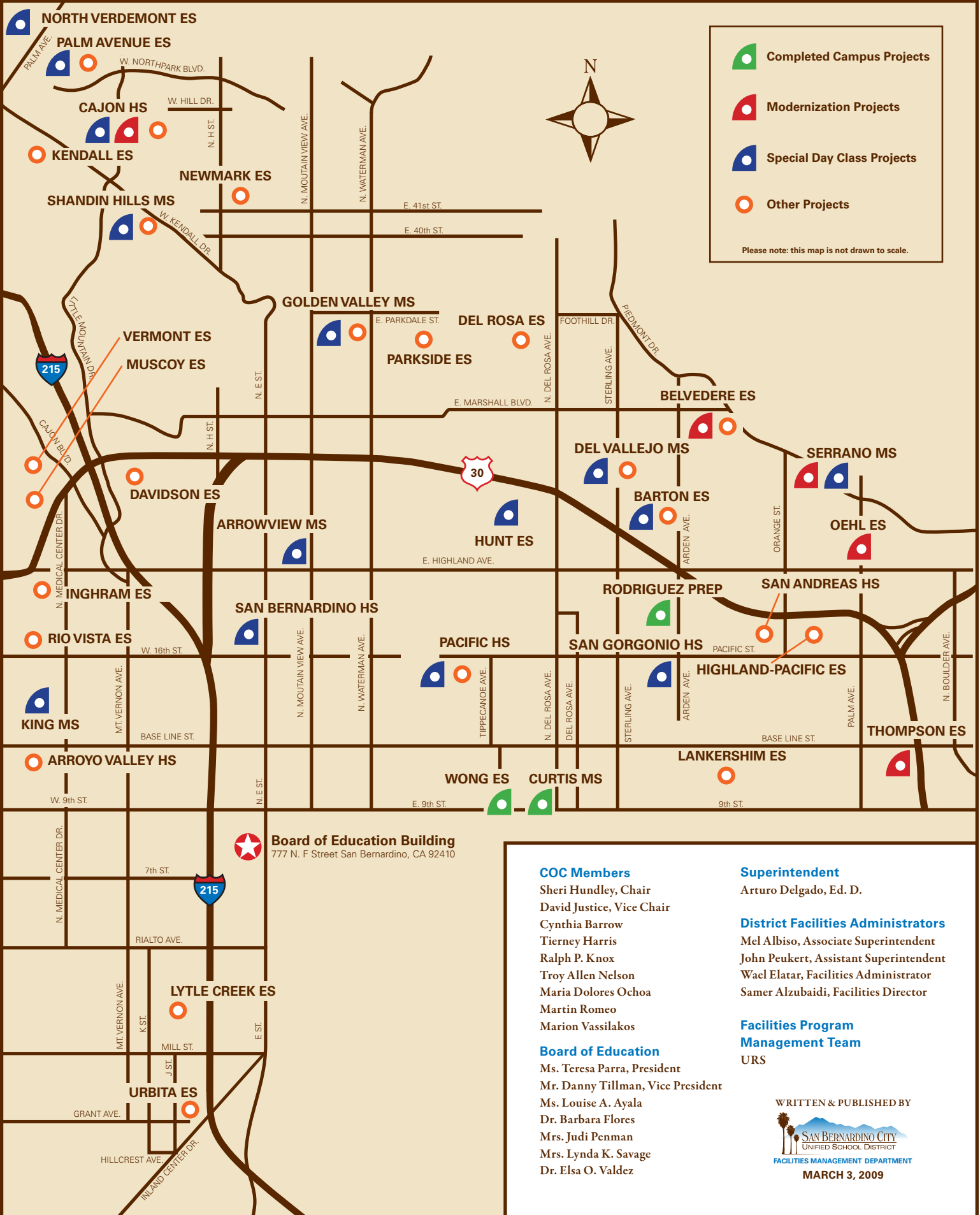
ID	STATE PROJECT APPLICATION NUMBER	PROJECT NAME	PROJECT TYPE	SITE ACCOUNT	PLANNING ACCOUNT	CONSTRUCTION ACCOUNT	OTHER ACCOUNT
C68	50-67876-00-071	ARROYO VALLEY HS	ADD	\$0	\$1,500	\$0	\$0
C21	50-67876-00-026	BARTON ES	MU	\$95	\$32,005	\$469,476	\$0
C35	50-67876-00-040	BARTON ES	GP	\$0	\$11,504	\$181,519	\$0
C13	50-67876-00-018	BELVEDERE ES	MU	\$140	\$31,557	\$463,931	\$0
C34	50-67876-00-039	CAJON HS	GP	\$0	\$7,649	\$88,881	\$0
C75	52-67876-00-002	CHAVEZ JOINT USE GYM	MU	\$0	\$65,649	\$1,563,524	\$0
	N/A	CONTRACTS OTHER	OTHER	\$0	\$244,999	\$250,778	\$0
C20	50-67876-00-025	DAVIDSON ES	MU	\$95	\$32,005	\$441,820	\$0
C14	50-67876-00-019	DEL ROSA ES	MU	\$140	\$31,239	\$457,969	\$0
C33	50-67876-00-038	DEL VALLEJO MS	GP	\$0	\$16,186	\$249,144	\$0
C08	50-67876-00-042	GOLDEN VALLEY MS	OTHER	\$0	\$85,320	\$1,214,680	\$0
	N/A	GROWTH PROJECTS	OTHER	\$59,970	\$0	\$0	\$0
C22	50-67876-00-027	HIGHLAND PACIFIC ES	MU	\$95	\$33,269	\$438,338	\$0
C17	50-67876-00-022	INGHRAM ES	MU	\$95	\$32,049	\$462,490	\$0
C25	50-67876-00-030	KENDALL ES	MU	\$140	\$36,162	\$466,800	\$0
C12	50-67876-00-017	LANKERSHIM ES	MU	\$140	\$31,557	\$448,121	\$0
C18	50-67876-00-023	LYTLE CREEK ES	MU	\$95	\$32,049	\$464,749	\$0
C16	50-67876-00-021	MUSCOY ES	MU	\$95	\$33,053	\$464,239	\$0
C24	50-67876-00-029	NEWMARK ES	MU	\$95	\$33,013	\$455,078	\$0
P11	N/A	PACIFIC HS	OTHER	\$0	\$43	\$9,122	\$0
P09	N/A	PALM AVENUE ES	OTHER	\$251	\$12,222	\$51,509	\$0
C23	50-67876-00-028	PARKSIDE ES	MU	\$95	\$31,995	\$443,661	\$0
	N/A	PROGRAM CONTRACTS	OTHER	\$0	\$2,859,201	\$0	\$0
C11	50-67876-00-016	RIO VISTA ES	MU	\$140	\$30,337	\$443,132	\$0
P10	N/A	SAN ANDREAS HS	OTHER	\$0	\$1,175	\$13,567	\$0
P12	N/A	SHANDIN HILLS MS	OTHER	\$0	\$43	\$60,409	\$0
C19	50-67876-00-024	URBITA ES	MU	\$95	\$32,241	\$445,865	\$0
C36	50-67876-00-041	URBITA ES	GP	\$0	\$18,477	\$241,625	\$0
C15	50-67876-00-020	VERMONT ES	MU	\$95	\$32,241	\$461,160	\$0
Other Projects Subtotals				\$61,873	\$3,808,738	\$10,751,589	\$0

MODERNIZATION PROJECTS

ID	STATE PROJECT APPLICATION NUMBER	PROJECT NAME	PROJECT TYPE	SITE ACCOUNT	PLANNING ACCOUNT	CONSTRUCTION ACCOUNT	OTHER ACCOUNT
M05	57-67876-00-050	ARROWVIEW MS	MOD	\$0	\$1,058	\$1,475,731	\$0
M06	57-67876-00-051	BARTON ES	MOD	\$0	\$34,756	\$11,554	\$0
M07	57-67876-00-052	BELVEDERE ES	MOD	\$0	\$140,286	\$312,511	\$0
M49	57-67876-00-096	BRADLEY ES	MOD	\$0	\$90,374	\$0	\$0
M08	57-67876-00-053	BURBANK ES	MOD	\$0	\$43,505	\$14,704	\$0
M09	57-67876-00-054	CAJON HS	MOD	\$1,110	\$270,062	\$1,838,343	\$0
M11	57-67876-00-056	CARMACK ES	MOD	\$5,241	\$16,326	\$0	\$0
M12	57-67876-00-057	COLE ES	MOD	\$0	\$74,438	\$21,939	\$0
M13	57-67876-00-058	CURTIS MS	MOD	\$0	\$97,059	\$0	\$0
M14	57-67876-00-059	CYPRESS ES	MOD	\$0	\$236,776	\$34,778	\$0
M50	57-67876-00-097	DEL ROSA ES	MOD	\$0	\$67,105	\$0	\$0
M02	57-67876-00-060	DEL VALLEJO MS	MOD	\$1,321	\$92,038	\$2,319,302	\$0
M15	57-67876-00-061	EMMERTON ES	MOD	\$0	\$32,784	\$33,910	\$0
M16	57-67876-00-062	FAIRFAX ES	MOD	\$0	\$4,634	\$3,250	\$0
M17	57-67876-00-063	GOLDEN VALLEY MS	MOD	\$0	\$65,431	\$275,712	\$0
M18	57-67876-00-064	HIGHLAND PACIFIC ES	MOD	\$0	\$92,665	\$20,504	\$0
M19	57-67876-00-065	HILLSIDE ES	MOD	\$0	\$6,878	\$0	\$0
M20	57-67876-00-066	HUNT ES	MOD	\$9,231	\$16,193	\$0	\$0
M22	57-67876-00-068	KENDALL ES	MOD	\$5,480	\$0	\$0	\$0
M23	57-67876-00-069	KIMBARK ES	MOD	\$478	\$55,582	\$378,410	\$0
M01	57-67876-00-092	KING MS	MOD	\$1,321	\$94,033	\$2,607,967	\$0
M24	57-67876-00-070	LANKERSHIM ES	MOD	\$0	\$30,664	\$31,207	\$0
M25	57-67876-00-071	LINCOLN ES	MOD	\$0	\$46,770	\$53,889	\$0
M48	57-67876-00-098	MARSHALL ES	MOD	\$0	\$76,237	\$0	\$0
M27	57-67876-00-073	MONTEREY ES	MOD	\$211	\$3,478	\$0	\$0
M28	57-67876-00-074	MUSCOY ES	MOD	\$0	\$48,713	\$193,701	\$0
M30	57-67876-00-076	NEWMARK ES	MOD	\$0	\$37,055	\$12,182	\$0
M31	57-67876-00-077	NORTH PARK ES	MOD	\$0	\$44,867	\$32,268	\$0
M32	57-67876-00-078	OEHL ES	MOD	\$740	\$57,709	\$84,089	\$0
M47	57-67876-00-093	PACIFIC HS	MOD	\$0	\$57,460	\$0	\$0
M35	57-67876-00-081	RILEY ES	MOD	\$0	\$114,659	\$30,813	\$0
M37	57-67876-00-083	ROOSEVELT ES	MOD	\$0	\$1,017	\$0	\$0
M10	57-67876-00-055	SALINAS ES formally California	MOD	\$2,571	\$97,485	\$26,330	\$0
M38	57-67876-00-084	SAN BERNARDINO HS	MOD	\$0	\$387,010	\$0	\$0
M39	57-67876-00-085	SAN GORGONIO HS	MOD	\$0	\$652,479	\$50,961	\$0
M40	57-67876-00-086	SERRANO MS	MOD	\$740	\$296,117	\$362,711	\$0
M41	57-67876-00-087	SHANDIN HILLS MS	MOD	\$0	\$194,516	\$28,881	\$0
M42	57-67876-00-088	THOMPSON ES	MOD	\$0	\$97,526	\$168,445	\$0
M44	57-67876-00-090	VERMONT ES	MOD	\$478	\$60,024	\$288,790	\$0
M46	57-67876-00-099	WARM SPRINGS ES	MOD	\$211	\$15,097	\$3,250	\$0
M45	57-67876-00-091	WILSON ES	MOD	\$0	\$4,348	\$3,250	\$0
Modernization Projects Subtotals				\$29,134	\$3,855,212	\$10,719,380	\$0

SDC ADDITIONS PROJECTS

ID	STATE PROJECT APPLICATION NUMBER	PROJECT NAME	PROJECT TYPE	SITE ACCOUNT	PLANNING ACCOUNT	CONSTRUCTION ACCOUNT	OTHER ACCOUNT
C45	50-67876-00-051	ARROWVIEW MS	SDC	\$7,868	\$123,131	\$832,464	\$0
C37	50-67876-00-043	BARTON ES	SDC	\$0	\$7,512	\$1,167,831	\$0
C51	50-67876-00-057	BRADLEY ES	SDC	\$0	\$3,157	\$10,040	\$0
C49	50-67876-00-055	CAJON HS	SDC	\$23,744	\$115,100	\$1,124,986	\$0
C52	50-67876-00-058	CYPRESS ES	SDC	\$0	\$23,313	\$0	\$0
C46	50-67876-00-052	DEL VALLEJO MS	SDC	\$0	\$71,275	\$1,284,361	\$0
C60	50-67876-00-066	GOLDEN VALLEY MS	SDC	\$7,800	\$76,973	\$1,034,647	\$0
C39	50-67876-00-045	HIGHLAND PACIFIC ES	SDC	\$0	\$3,157	\$0	\$0
C53	50-67876-00-059	HILLSIDE ES	SDC	\$0	\$3,156	\$4,024	\$0
C40	50-67876-00-046	HUNT ES	SDC	\$0	\$9,470	\$0	\$0
C47	50-67876-00-053	KING MS	SDC	\$3,270	\$68,822	\$1,341,877	\$0
C42	50-67876-00-048	N. VERDEMONT ES	SDC	\$4,800	\$8,270	\$0	\$0
C63	50-67876-00-069	PACIFIC HS	SDC	\$25,600	\$184,883	\$996,519	\$0
C56	50-67876-00-062	PALM AVENUE ES	SDC	\$0	\$113,817	\$890,317	\$0
C57	50-67876-00-063	RIO VISTA ES	SDC	\$0	\$3,157	\$2,310	\$0
C44	50-67876-00-050	ROOSEVELT ES	SDC	\$211	\$9,442	\$0	\$0
C50	50-67876-00-056	SAN BERNARDINO HS	SDC	\$25,900	\$91,675	\$1,100,018	\$0
C64	50-67876-00-070	SAN GORGONIO HS	SDC	\$211	\$96,018	\$1,258,172	\$0
C48	50-67876-00-054	SERRANO MS	SDC	\$0	\$91,523	\$1,487,361	\$0
C62	50-67876-00-068	SHANDIN HILLS MS	SDC	\$350	\$94,819	\$1,402,014	\$0
SDC Projects Subtotals				\$99,754	\$1,198,669	\$13,936,942	\$0
Grand Totals				\$15,099,551	\$13,682,797	\$78,142,933	\$799,933



Completed Campus Projects

Modernization Projects

Special Day Class Projects

Other Projects

Please note: this map is not drawn to scale.

Board of Education Building
777 N. F Street San Bernardino, CA 92410

COC Members

- Sheri Hundley, Chair
- David Justice, Vice Chair
- Cynthia Barrow
- Tierney Harris
- Ralph P. Knox
- Troy Allen Nelson
- Maria Dolores Ochoa
- Martin Romeo
- Marion Vassilakos

Superintendent

Arturo Delgado, Ed. D.

District Facilities Administrators


- Mel Albiso, Associate Superintendent
- John Peukert, Assistant Superintendent
- Wael Elatar, Facilities Administrator
- Samer Alzubaidi, Facilities Director

Board of Education

- Ms. Teresa Parra, President
- Mr. Danny Tillman, Vice President
- Ms. Louise A. Ayala
- Dr. Barbara Flores
- Mrs. Judi Penman
- Mrs. Lynda K. Savage
- Dr. Elsa O. Valdez

Facilities Program Management Team

URS

WRITTEN & PUBLISHED BY

SAN BERNARDINO CITY
 UNIFIED SCHOOL DISTRICT
 FACILITIES MANAGEMENT DEPARTMENT
MARCH 3, 2009