



ADDENDUM NUMBER 4

To the Contract Documents
For the Construction of

Bid No. F13-04 COMMUNITY DAY SCHOOL

For

SAN BERNARDINO CITY UNIFIED SCHOOL DISTRICT

February 24, 2014

NOTICE TO BIDDERS

It is intended that all work affected by the following provisions shall conform to the original plans and specifications. Delete or modify each of the following items wherever appearing on Drawings, and/or Specifications. Acknowledge receipt of Addendum No.4 in the space provided on the Contractor's Proposal. Failure to do so may subject bidder to disqualification.

GENERAL:

Item Number 1; All Permits and Fees required for the completion of this project will be obtained and paid for by the Contractor and will be reimbursed by the District. There will be no delays accepted or additional days granted for failure by the Contractor to obtain permits in a timely manner to achieve completion date.

Item Number 2; Reference the three relocatable classroom buildings (A# 106069) currently stored at the Community Day School site; The Contractor is to provide and install new HVAC units in each of these three buildings. The HVAC units shall be:

Bard – 5 Ton, Heat Pump units, 230V. 3Phase – Model No. W60HB09VP4

SPECIFICATIONS:

Item Number 3; Reference Section 01 11 12, Work Sequence and Phasing, Paragraph 1.05; Phasing for this project is the responsibility of the Contractor and will be based on the date of the Notice to Proceed and the construction period identified in the Agreement.

DRAWINGS:

Item Number 4; Reference Sheet T – Title Sheet, Scope of Work, Relocatables; The location of the “Wilson Relocatable” should read: **(Stored at Cajon HS)**

The address for Cajon HS is: 1200 Hill Drive
San Bernardino CA 92407

Item Number 5: Reference Sheet T – Title Sheet, Scope of Work; See attached site plans for the current locations of the relocatables at:

Del Vallejo MS
Cypress Elem.
Lincoln Elem.
Cajon HS

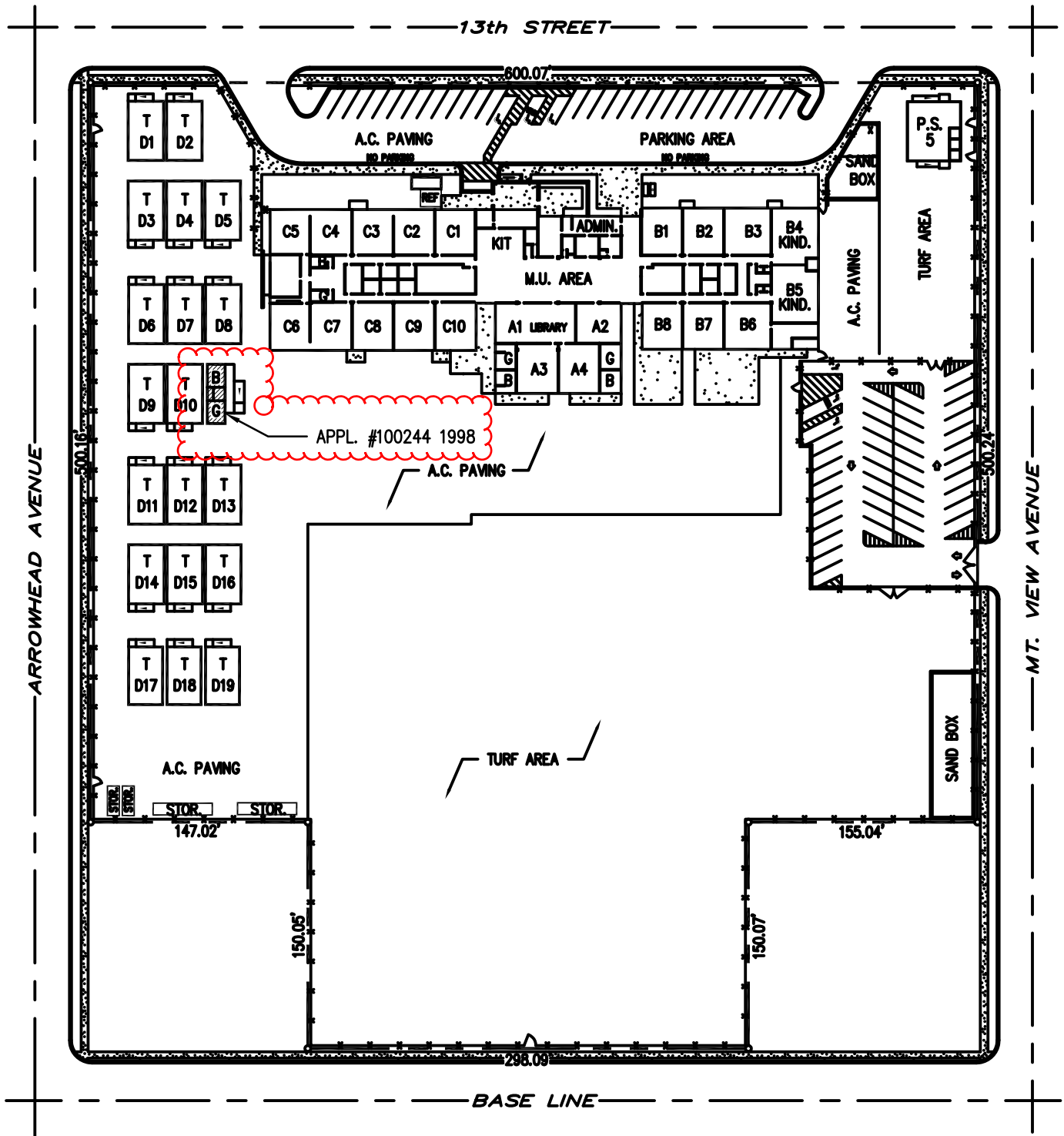
Item Number 6; Reference Sheets A2, A3,A4,A5 & A9; Replace these sheets with the attached sheets: **A2(R), A3(R), A4(R), A5(R) & A9(R)**

Item Number 7; Reference Sheets E-0.1, E-0.3, E-1.1, E-1.3; Replace these sheets with the attached sheets: **E-0.1(R), E-0.3(R), E-1.1(R), E-1.3(R)**

End of Addendum 4



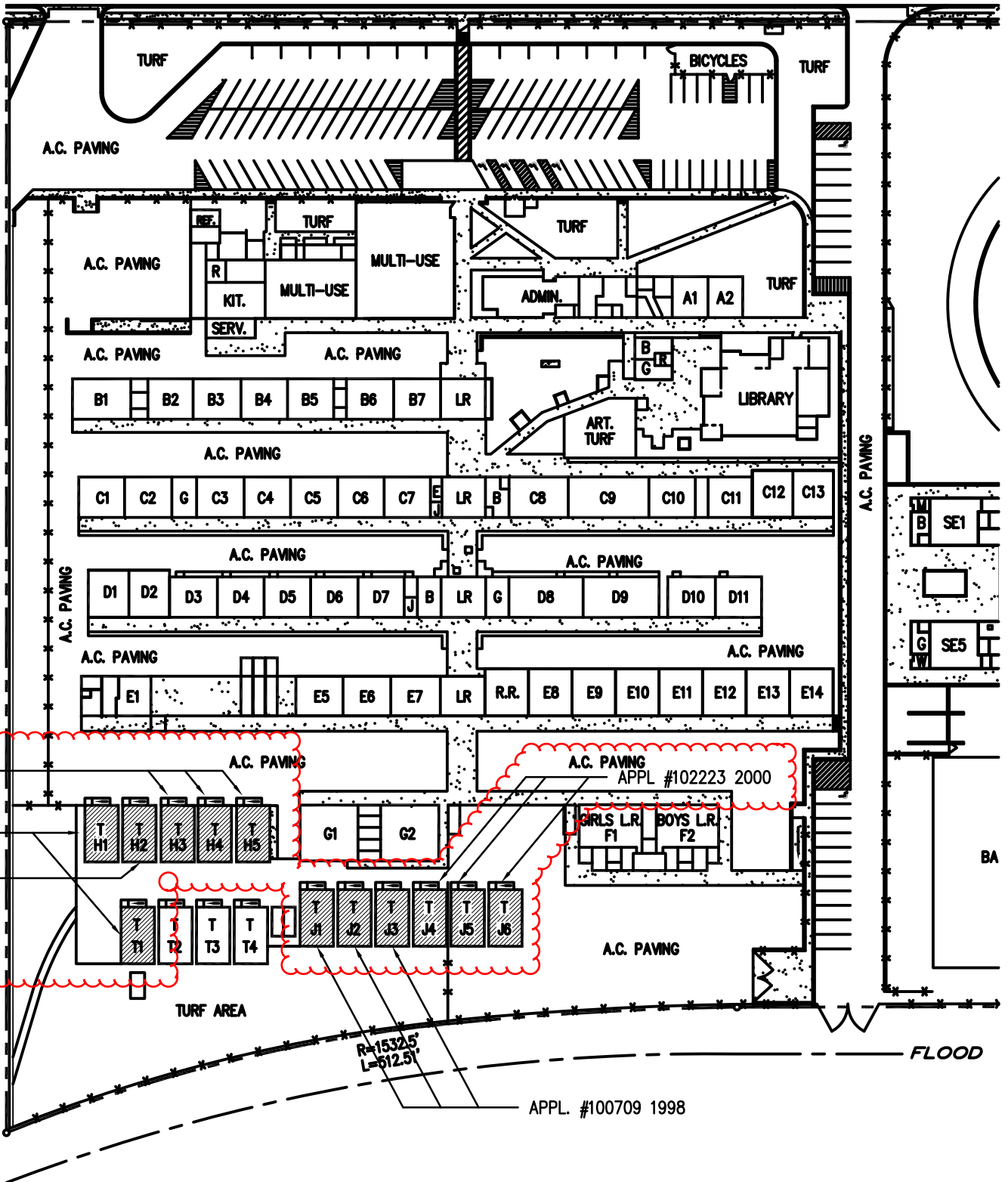
**Ralph Pacini,
PCH ARCHITECTS, LLP**



SCALE: 1"=100'-0"
SITE AREA: 6.77 ACRES

A.P.N. 146-221-04 THRU 19	PLOT PLAN	DRAWN R.H.E.
	LINCOLN ELEMENTARY SCHOOL	DATE 01/01/12
	SAN BERNARDINO CITY UNIFIED SCHOOL DISTRICT SAN BERNARDINO, CALIFORNIA	SHEET NO. 1 OF 1 SHEET

LYNWOOD DRIVE



A.P.N. 272-191-04,05,06

1885 LYNWOOD DRIVE
SAN BERNARDINO, CA
92404



SCALE: 1"=100'-0"
SITE AREA: 21.18 ACRES

PLOT PLAN

DEL VALLEJO MIDDLE SCHOOL

SAN BERNARDINO CITY UNIFIED SCHOOL DISTRICT
SAN BERNARDINO, CALIFORNIA

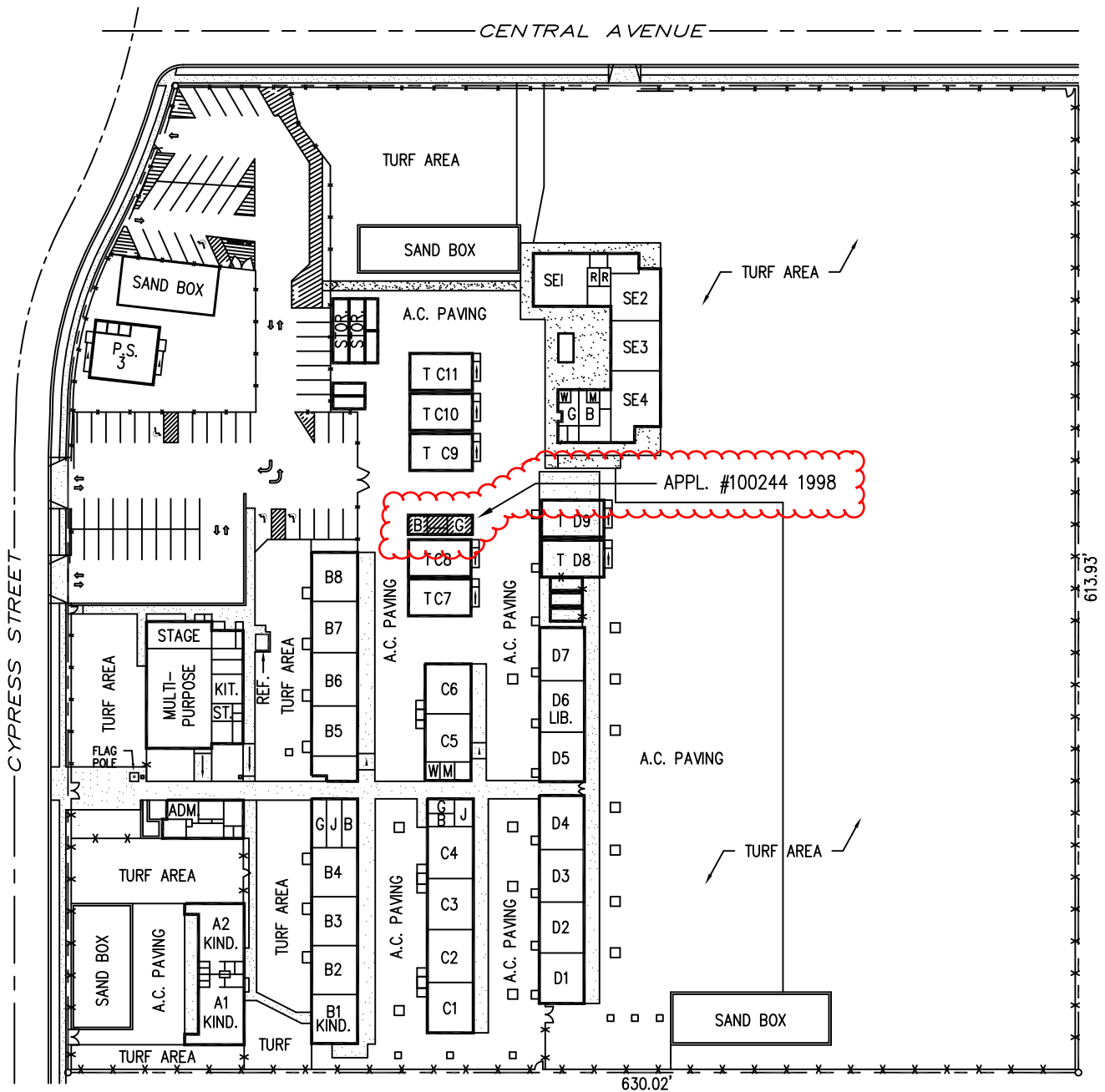
DRAWN
R.H.E.

DATE
01-01-12

SHEET NO.

1

OF 2 SHEETS



A.P.N. 290-411-01



SCALE: 1"=100'-0"
SITE AREA: 8.58 ACRES

PLOT PLAN

CYPRESS ELEMENTARY SCHOOL

SAN BERNARDINO CITY UNIFIED SCHOOL DISTRICT
SAN BERNARDINO, CALIFORNIA

DRAWN
R.H.E.

DATE
01-01-12

SHEET NO.

1

OF 1 SHEET

CHILD NUTRITION CENTER

PORTABLE FROM WILSON ES
DSA A# 101016

G4

A.C. PAVING

F BUILDING

F3

F4

F5

F6

F7

F8

F1

F2

F5

TURF AREA

E8

E7

E8

THEATER

ELEC

E2

E3

E4

E5

TURF AREA

E9

E10

E11

E12

E13

E14

E15

E16

E21

E20

E19

E18

E17

AG

AG AREA

TURF

TURF

TURF

TURF

TURF

TURF

TURF

C37

C38

C39

C40

C36

C35

C34

C25

C26

C27

C28

C24

C23

C22

C21

C14

C15

C16

C13

C12

C11

C10

C1

C2

C3

C4

C9

C8

C7

C17

C18

C19

C20

C29

C30

C31

C32

C33

C34

C35

C36

C37

C38

C39

C40

C41

C42

C43

C44

C45

C46

C47

C48

C49

C50

C51

C52

C53

C54

C55

C56

C57

C58

C59

C60

C61

C62

C63

C64

C65

C66

C67

C68

C69

C70

C71

C72

C73

C74

C75

C76

C77

C78

C79

C80

C81

C82

C83

C84

C85

C86

C87

C88

C89

C90

C91

C92

C93

C94

C95

C96

C97

C98

C99

C100

C101

C102

C103

C104

C105

C106

C107

C108

C109

C110

C111

C112

C113

C114

C115

C116

C117

C118

C119

C120

C121

C122

C123

C124

C125

C126

C127

C128

C129

C130

C131

C132

C133

C134

C135

C136

C137

C138

C139

C140

C141

C142

C143

C144

C145

C146

C147

C148

C149

C150

C151

C152

C153

C154

C155

C156

C157

C158

C159

C160

C161

C162

C163

C164

C165

C166

C167

C168

C169

C170

C171

C172

C173

C174

C175

C176

C177

C178

C179

C180

C181

C182

C183

C184

C185

C186

C187

C188

C189

C190

C191

C192

C193

C194

C195

C196

C197

C198

C199

C200

C201

C202

C203

C204

C205

C206

C207

C208

C209

C210

C211

C212

C213

C214

C215

C216

C217

C218

C219

C220

C221

C222

C223

C224

C225

C226

C227

C228

C229

C230

C231

C232

C233

C234

C235

C236

C237

C238

C239

C240

C241

C242

C243

C244

C245

C246

C247

C248

C249

C250

C251

C252

C253

C254

C255

C256

C257

C258

C259

C260

C261

C262

C263

C264

C265

C266

C267

C268

C269

C270

C271

C272

C273

C274

C275

C276

C277

C278

C279

C280

C281

C282

C283

Sheet Printed Monday, February 24, 2014 10:22:12 AM

1 DEMOLITION SITE PLAN
1"-20'-0"

- SITE DEMOLITION KEYNOTES**
1. REMOVE EXISTING TREE AND ROOT SYSTEM
 2. REMOVE EXISTING CHAIN LINK FENCE
 3. REMOVE EXISTING SIDEWALK
 4. REMOVE EXISTING LIGHT STANDARD & FOOTING
 5. REMOVE EXISTING BENCH
 6. REMOVE EXISTING CONCRETE SLABS
 7. REMOVE EXISTING CONCRETE DRINKING FOUNTAIN. REMOVE PLUMBING TO PROJECT BOUNDARY & CAP
 8. REMOVE EXISTING ASPHALT PAVING
 9. REMOVE EXISTING CONCRETE CURB
 10. REMOVE EXISTING PLAY APPARATUS, FOOTINGS & SURFACING
 11. REMOVE EXISTING BASKETBALL STANDARDS & FOOTING
 12. EXISTING LIGHT STANDARDS TO REMAIN PROTECT IN PLACE & MAINTAIN CONTINUITY OF POWER
 13. EXISTING FIRE HYDRANT TO REMAIN. PROTECT IN PLACE
 14. REMOVE EXISTING WOOD & PLASTER CANOPY INCLUDING 4 CONCRETE COLUMNS. CHIP OUT COLUMNS BELOW CONC. WALK & REPAIR WALK FLUSH TO MATCH EXISTING.
 15. EXISTING CONC. BOLLARDS TO REMAIN. PROTECT IN PLACE.

5TH STREET

MONTEREY AVENUE



30 South Center Street, Redlands California 92373
Telephone: 909.792.7397, Fax: 909.793.7873

ARCHITECT STAMP CONSULTANT STAMP



CONSULTANT LOGO

COMMUNITY DAY SCHOOL

SAN BERNARDINO CITY UNIFIED SCHOOL DISTRICT

DSA STAMP

2/24/14 ADDENDUM NO. 4

MARK DATE DESCRIPTION

PROJECT NO: 10955

CHKD BY:

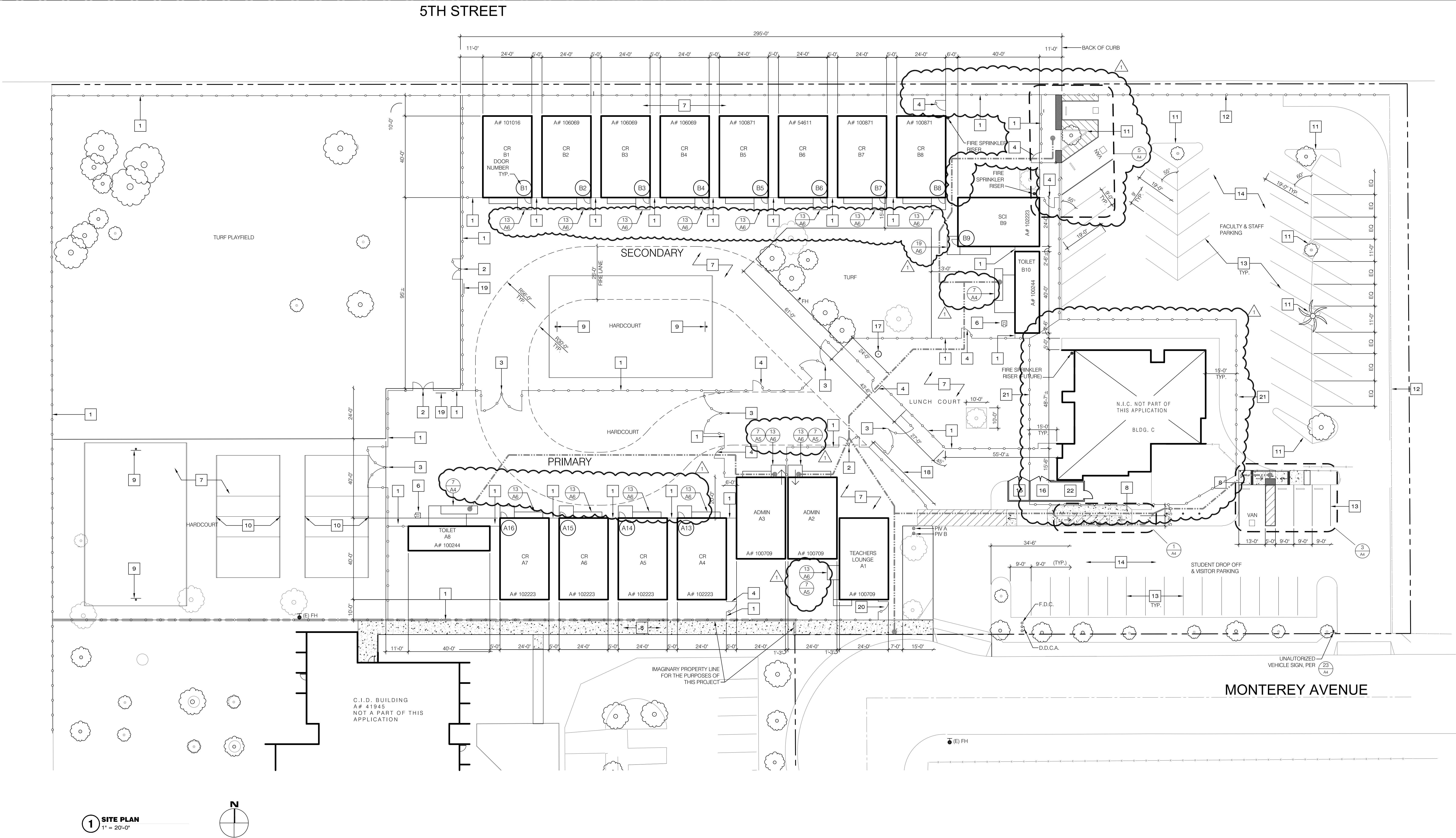
DATE:

SHEET TITLE

DEMO SITE PLAN

A2 (R)

Sheet Printed Monday, February 24, 2014 10:26:09 AM



- SITE PLAN KEYNOTES**
- 8' HIGH CHAIN LINK FENCE
 - 10' WIDE CHAIN LINK GATE
 - 20' WIDE CHAIN LINK GATE
 - 5' WIDE CHAIN LINK GATE
 - 12' WIDE CHAIN LINK GATE
 - DUAL HEIGHT ACCESSIBLE DRINKING FOUNTAIN HAWS 3300.
 - AC PAVING (CONTINUOUS UNDER RELOCATABLES)
 - 4" CONCRETE SIDEWALK
 - BASKETBALL STANDARD
 - VOLLEYBALL POSTS
 - EXISTING PLANTER
 - EXISTING CHAIN LINK FENCE TO REMAIN
 - 3" WIDE WHITE PARKING STRIPING UNLESS NOTED OTHERWISE
 - EXISTING AC PAVING. CRACK FILL & SLURRY SEAL PRIOR TO STRIPING
 - EXISTING TRASH ENCLOSURE TO REMAIN
 - EXISTING ELECTRICAL ENCLOSURE
 - FLAGPOLE (25' TALL)
 - 4" HIGH CHAIN LINK FENCE
 - SAFE ARE OF REFUGE SIGN. SEE 17
 - GATE WITH PANIC HARDWARE. SEE 25
 - 6' HIGH CHAIN LINK FENCE
 - NEW ELECTRICAL ENCLOSURE

PARKING RATIO - COMMUNITY DAY SCHOOL				
PARKING AREA	STANDARD SPACES	ACCESSIBLE		TOTAL
		AUTO	VAN	
FACULTY PARKING AREA	39	1	1	41
VISITOR PARKING AREA	19	0	1	20
ACCESSIBLE PARKING REQUIREMENTS PER 2013 CBC - 11B-208 TABLE 11B-208.2				
TOTAL PARKING IN LOT	REQUIRED ACCESSIBLE	INCLUDING VAN ACCESSIBLE		
1-25 SPACES	1 SPACE(S)			
26-50	2			
51-75	3			
76-100	4			
101-150	5			
151-200	6			
201-300	7			
301-400	8			
401-500	9			
501-1,000	2% OF TOTAL	(1 IN 6)		
1,001 AND OVER	20 PLUS 1 FOR EA. 100 OR FRACTION THEREOF OVER 1000	(1 IN 6)		

PATH OF TRAVEL (P.O.T.)

AS INDICATED IS A BARRIER FREE ACCESS ROUTE WITHOUT ANY ABRUPT VERTICAL CHANGES EXCEEDING 1/2" BEVELED AT 1:2 MAXIMUM SLOPE. EXCEPT THAT LEVEL CHANGES DO NOT EXCEED 1/4" VERTICAL AND IS AT LEAST 48" WIDE. SURFACE IS SUP. RESISTANT, STABLE, FIRM AND SMOOTH. CROSS-SLOPE DOES NOT EXCEED 2% AND SLOPE IN THE DIRECTION OF TRAVEL IS LESS THAN 5% UNLESS OTHERWISE INDICATED. (P.O.T.) SHALL BE MAINTAINED FREE OF OVERHANGING OBSTRUCTIONS TO 80" MINIMUM AND PROTRUDING OBJECTS GREATER THAN 4" PROJECTION FROM WALL AND ABOVE 27" AND LESS THAN 80" (CBC 11B-307). ARCHITECT TO VERIFY THERE ARE NOT BARRIERS IN THE PATH OF TRAVEL AND PATH OF TRAVEL COMPLES WITH CBC 11B-401.

peh
architects, llp

30 South Center Street, Redlands California 92373
Telephone: 909.792.7397, Fax: 909.793.7873

ARCHITECT STAMP
CONSULTANT STAMP

ARCHITECT STAMP
CONSULTANT STAMP

CONSULTANT LOGO

COMMUNITY DAY SCHOOL

SAN BERNARDINO CITY UNIFIED SCHOOL DISTRICT

DSA STAMP

2/24/14 ADDENDUM NO. 4

MARK | DATE | DESCRIPTION

PROJECT NO: 10955

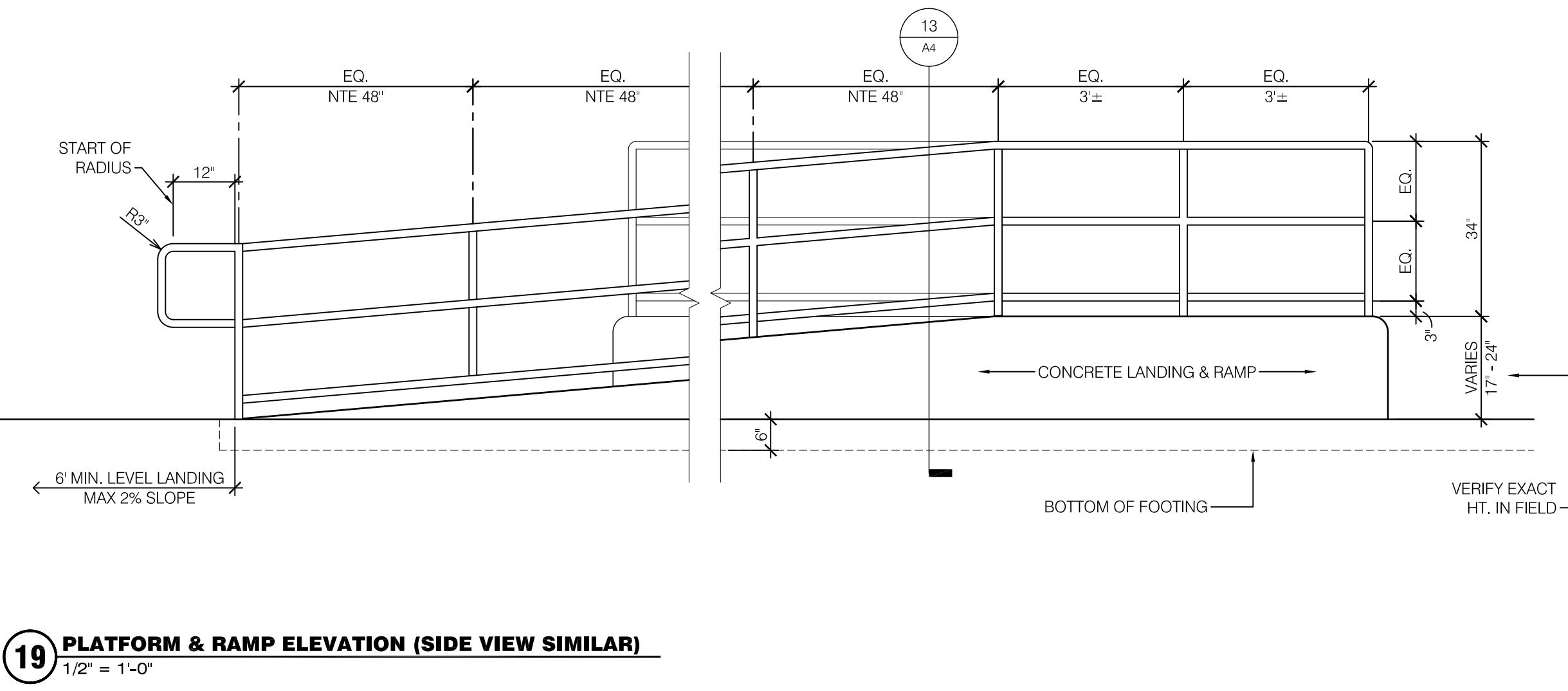
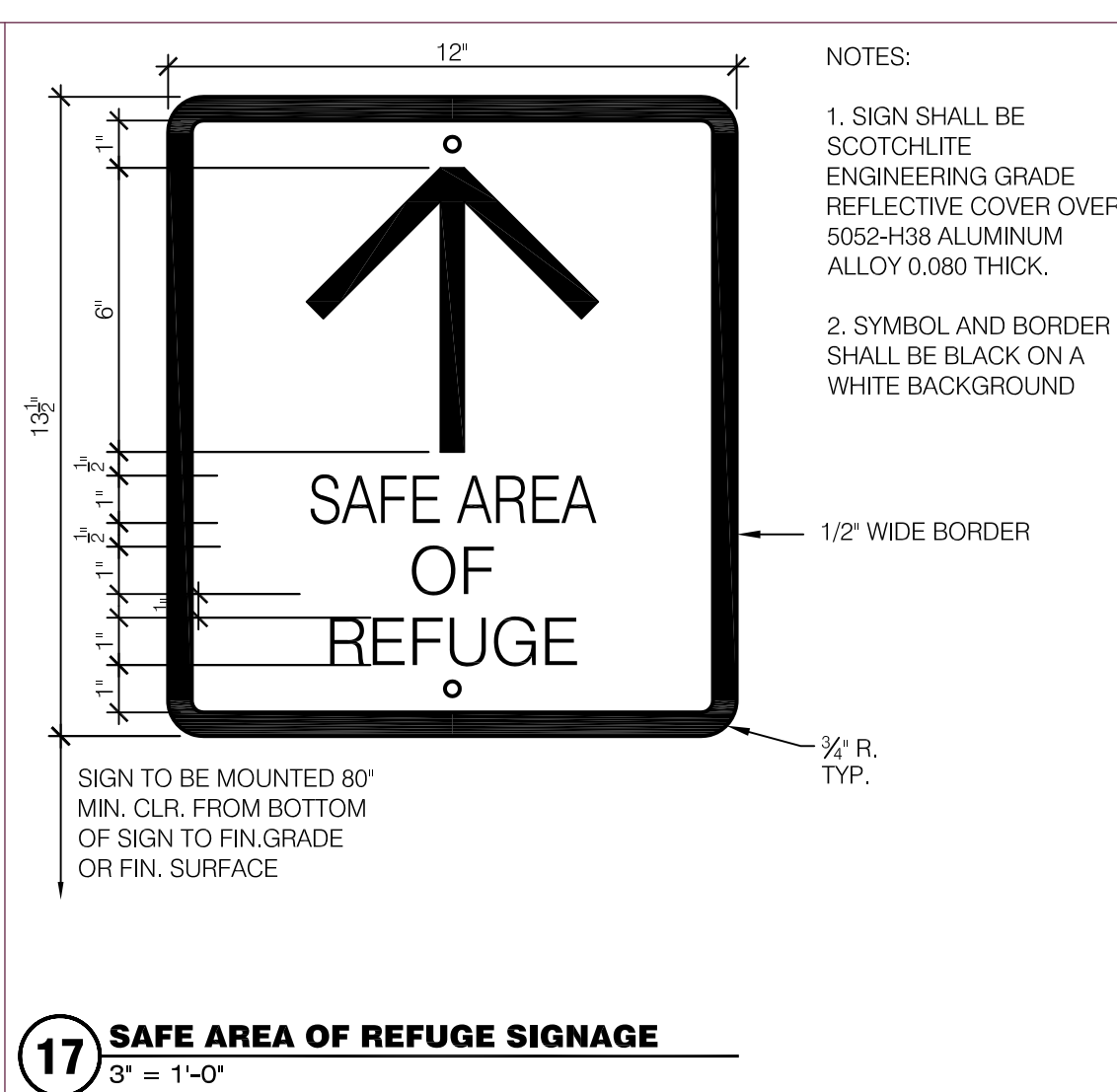
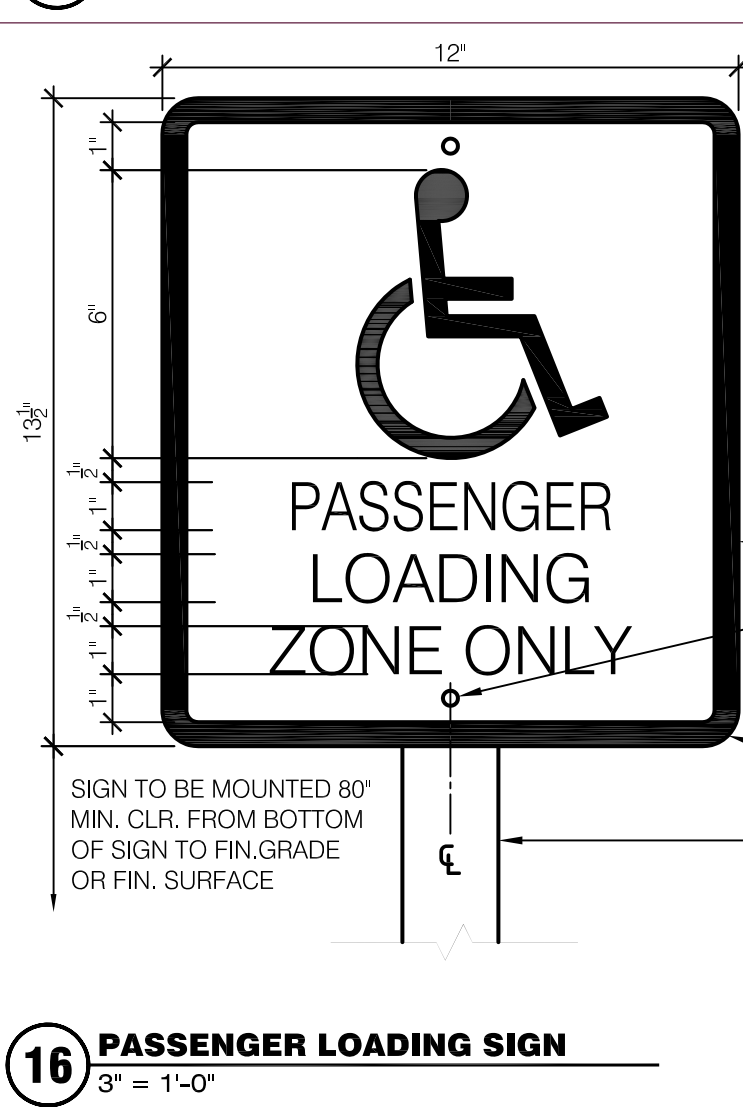
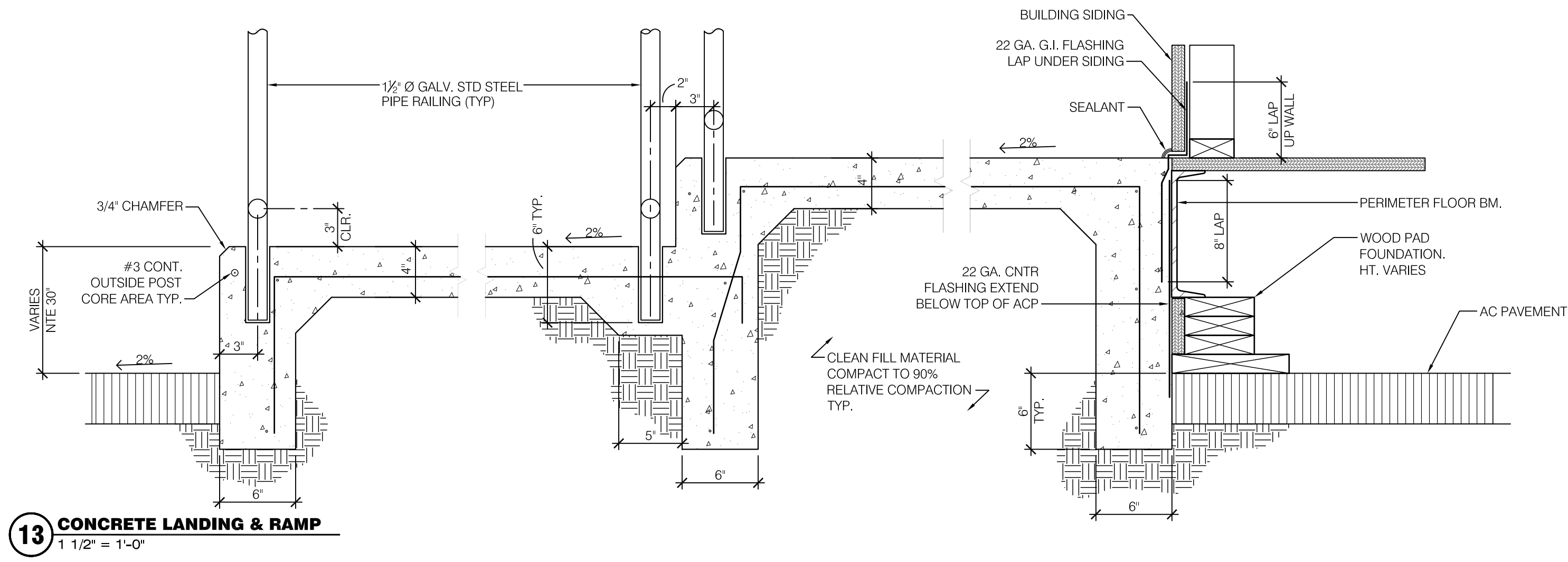
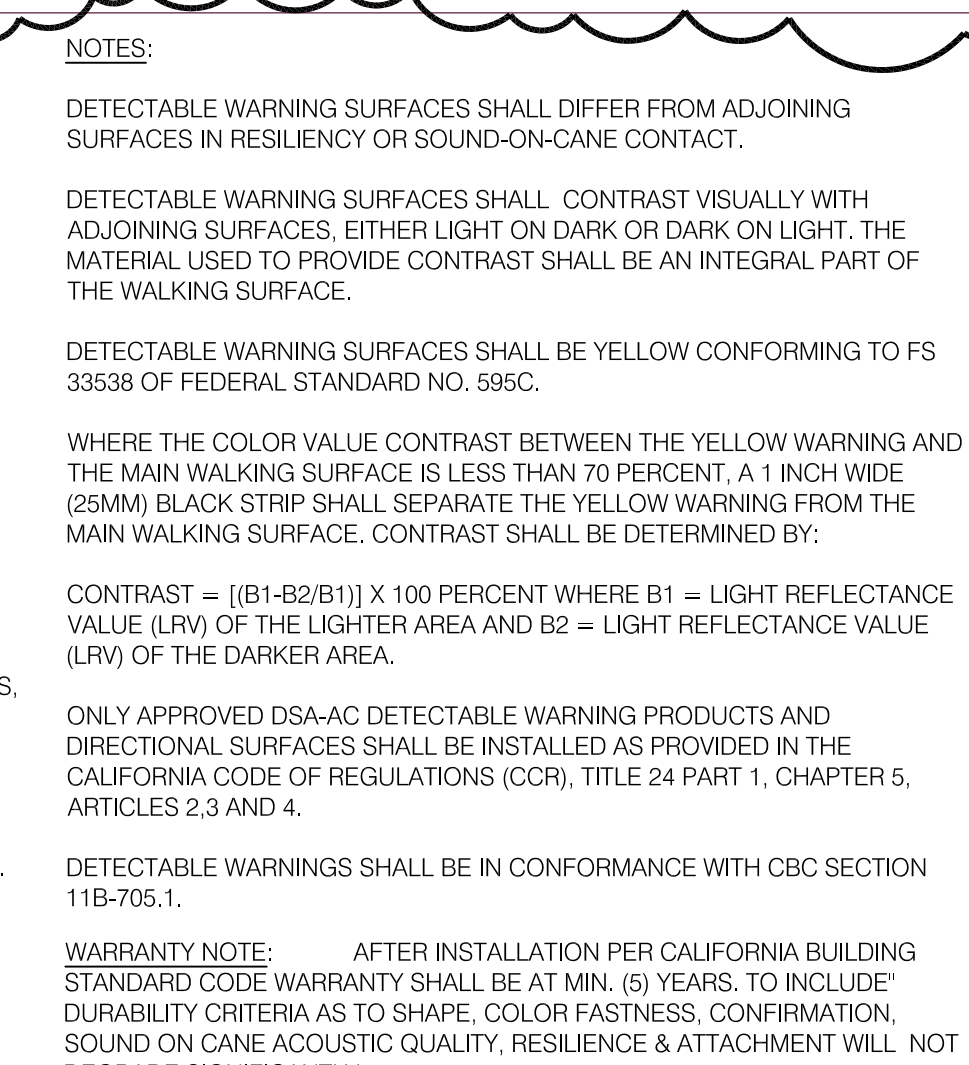
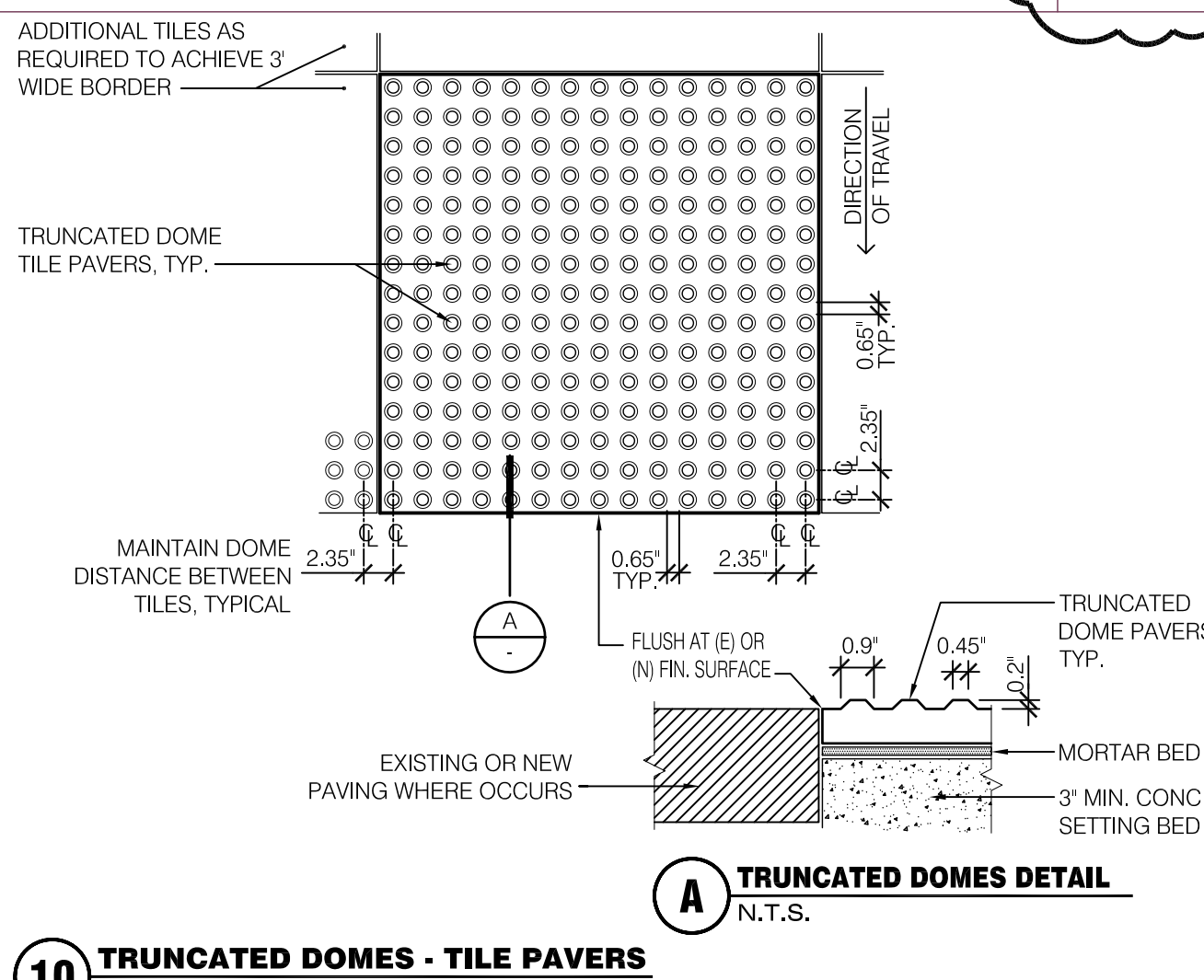
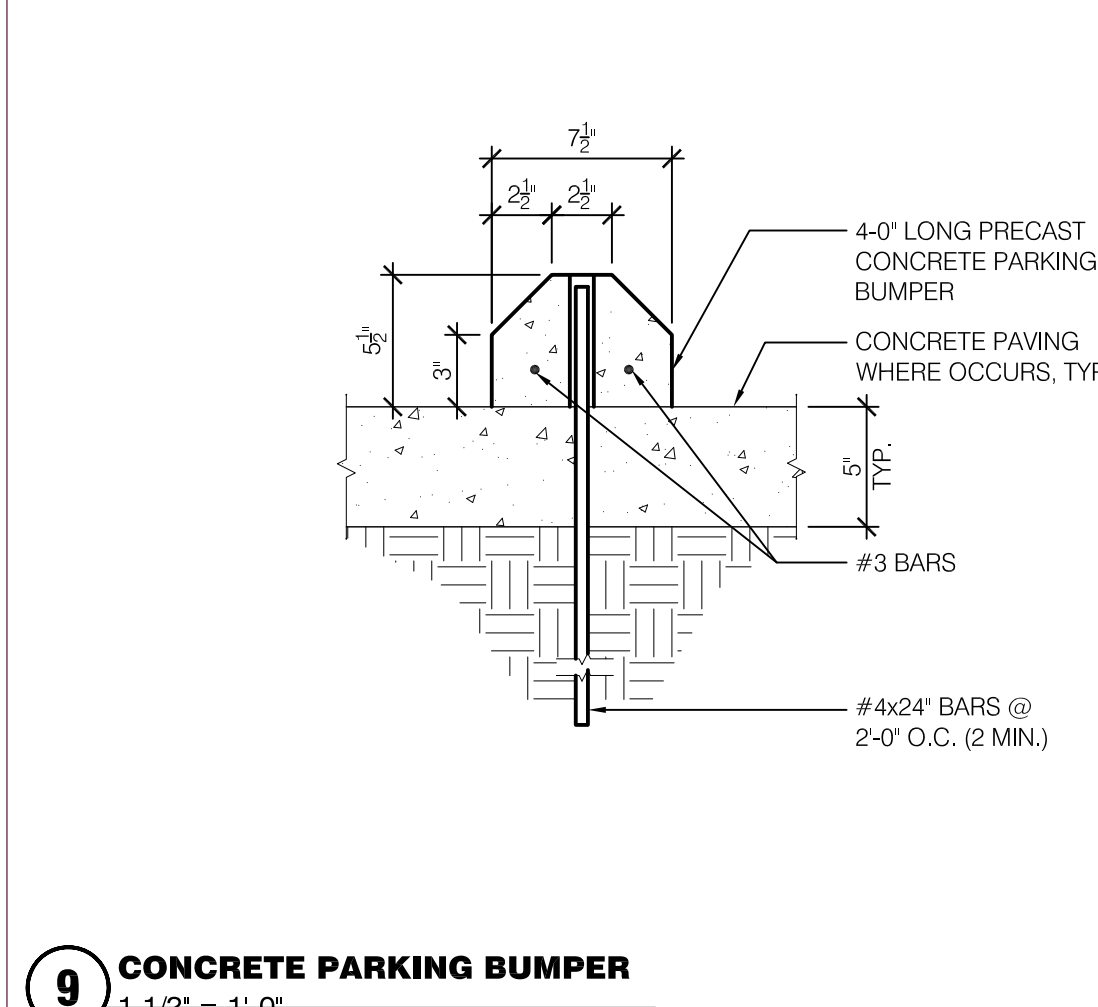
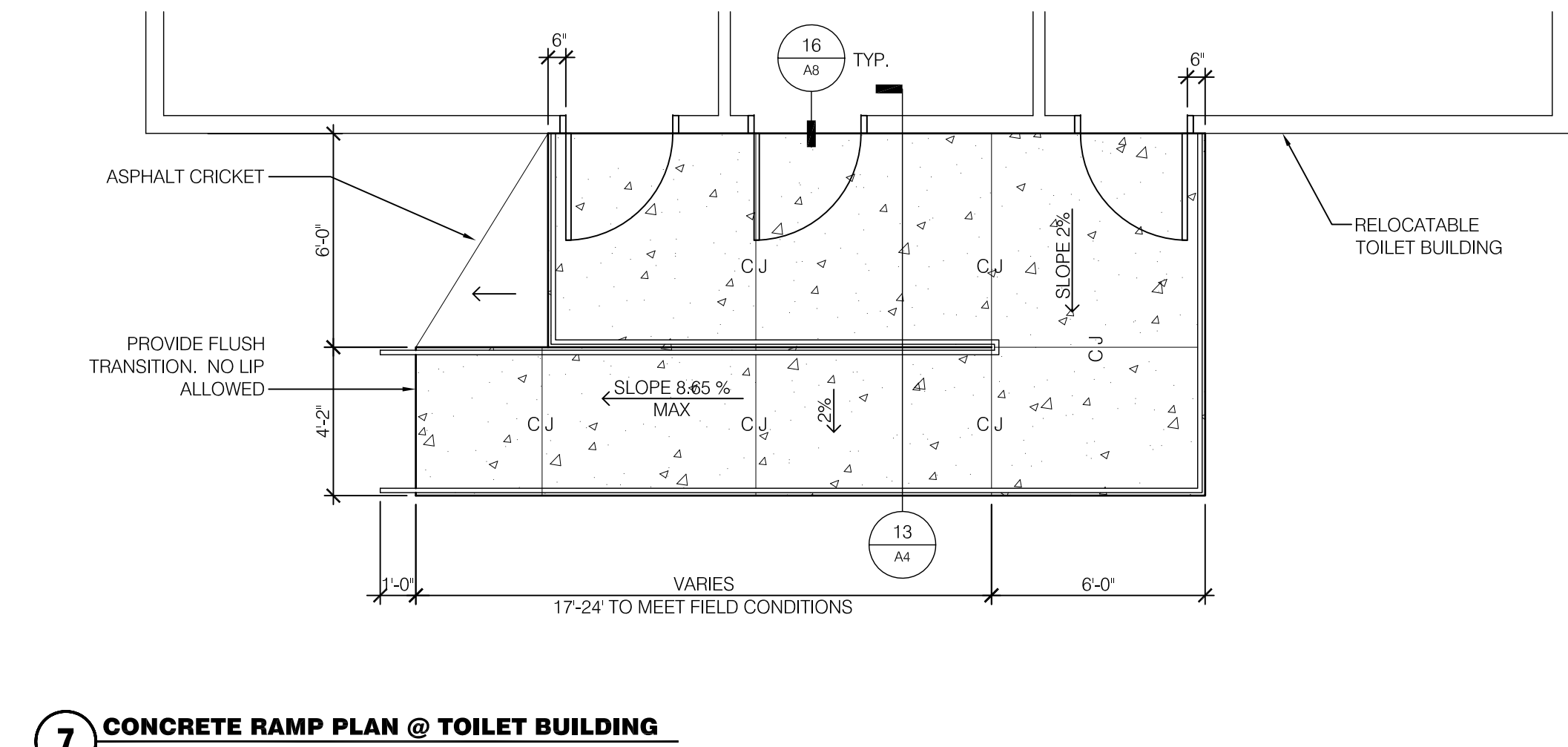
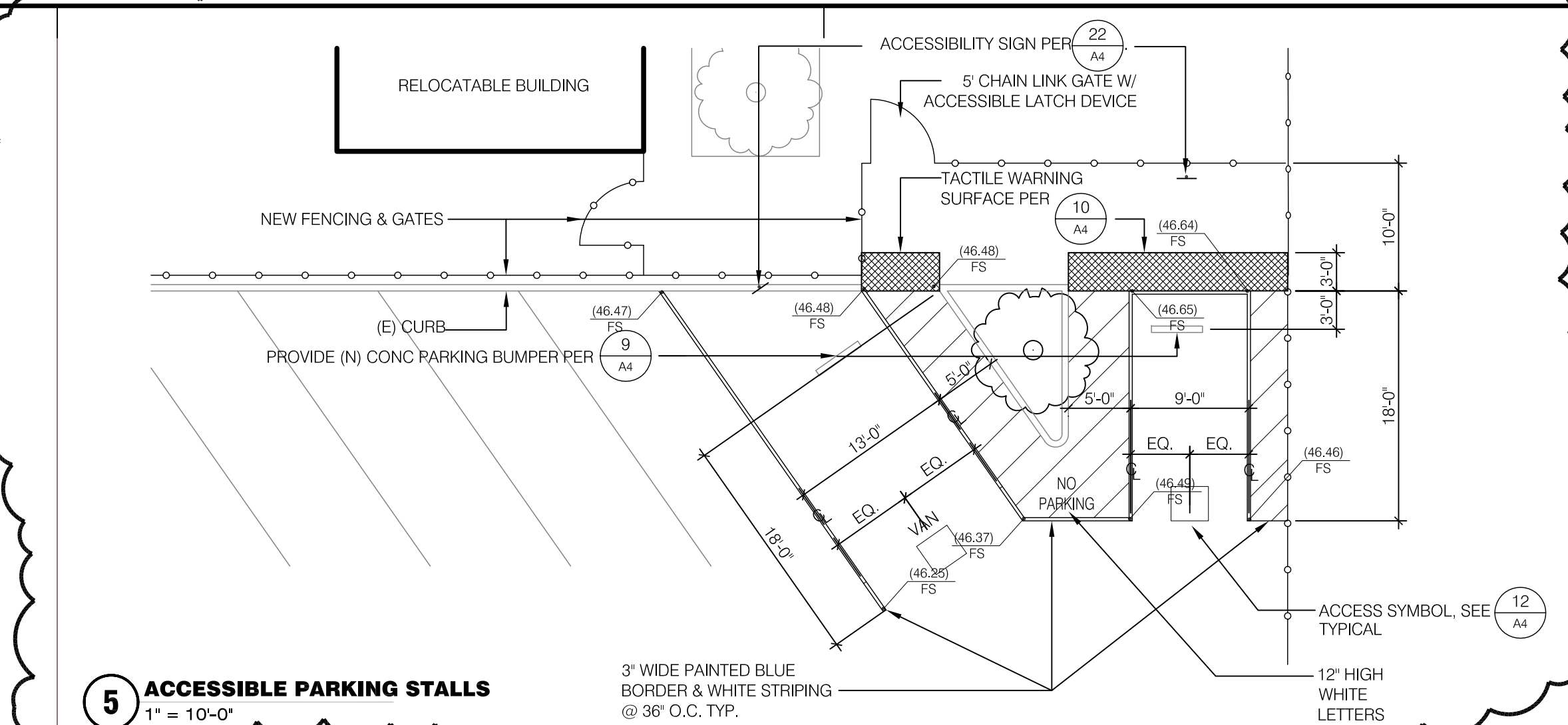
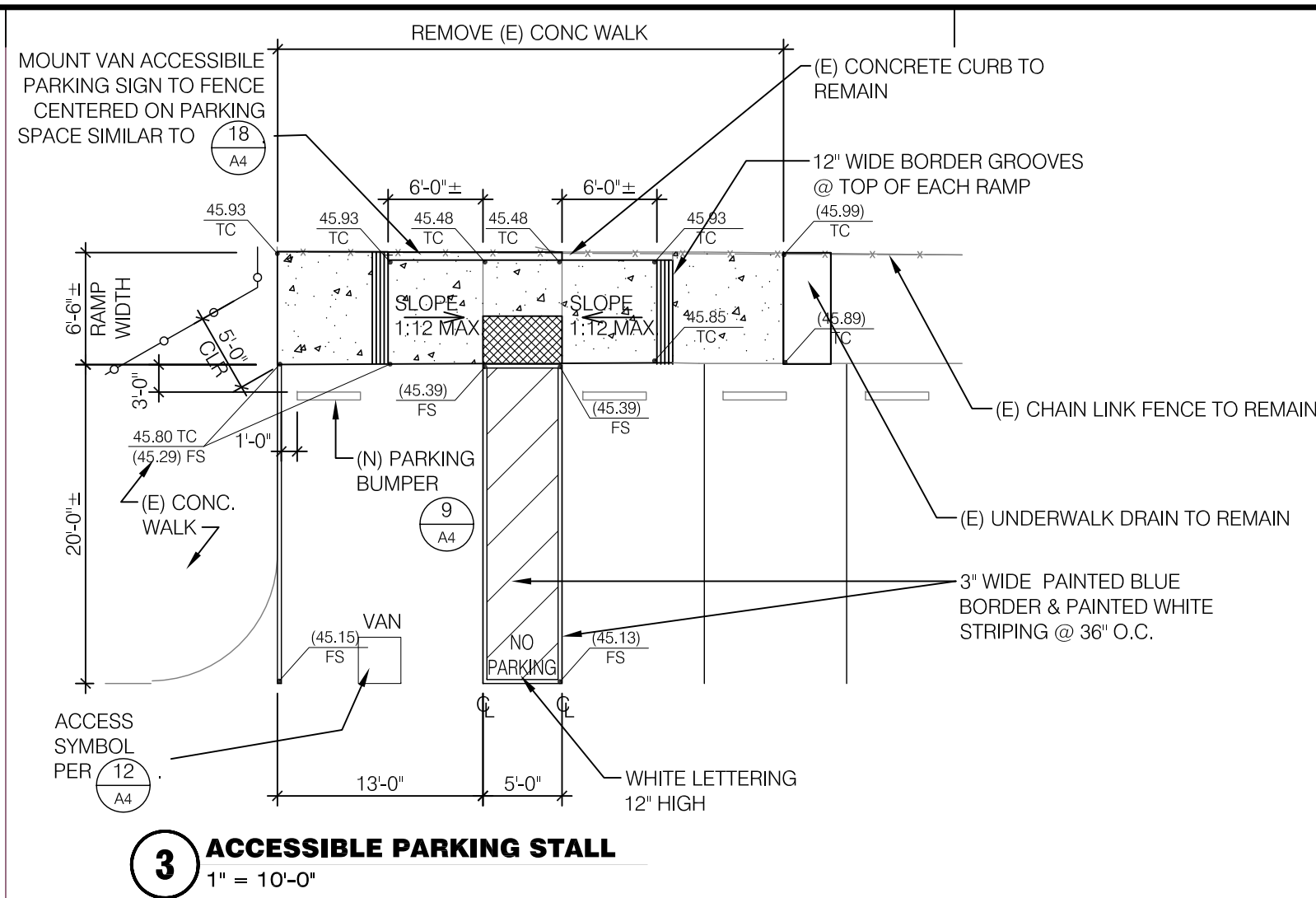
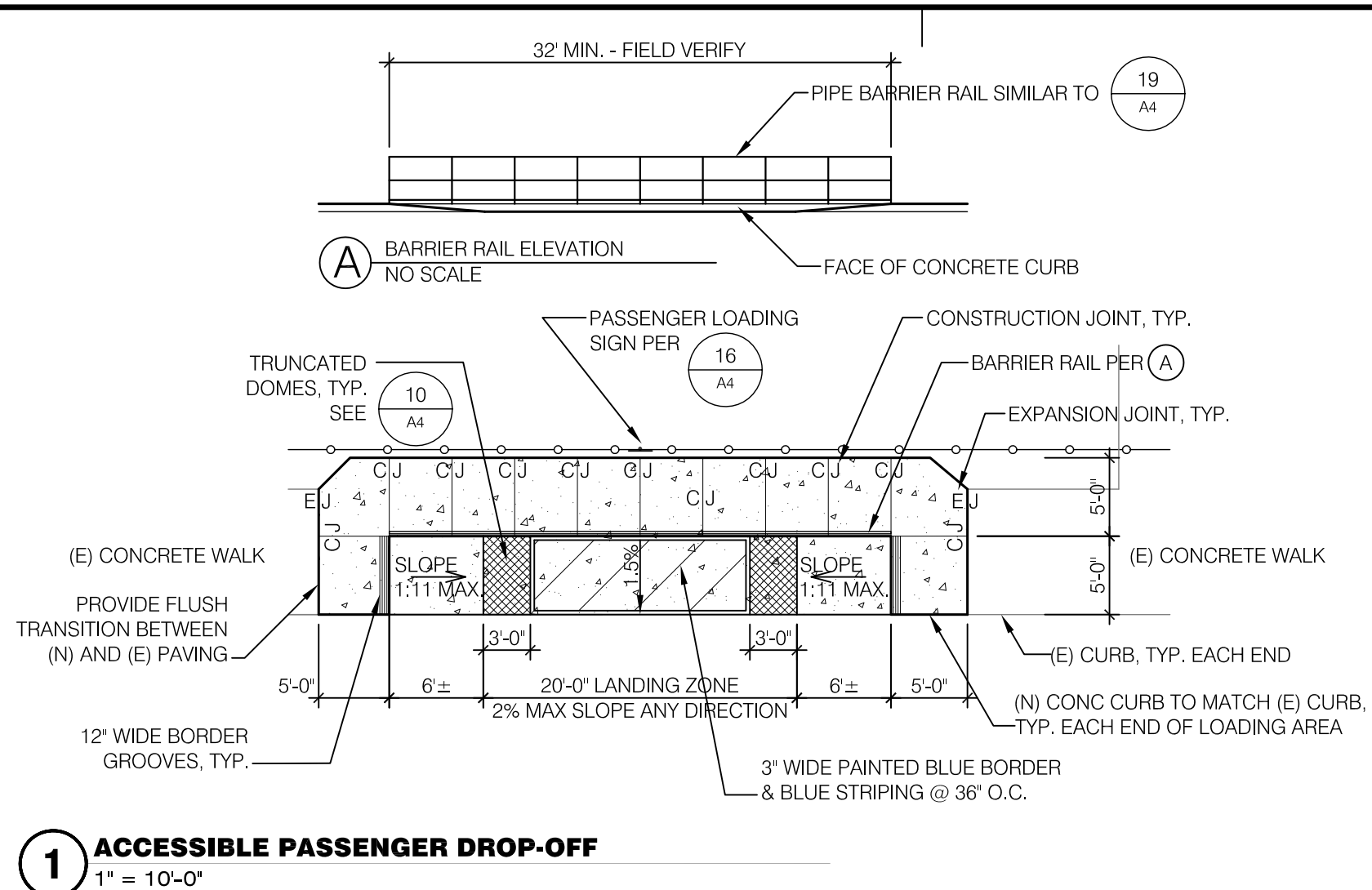
CHK'D BY:

DATE:

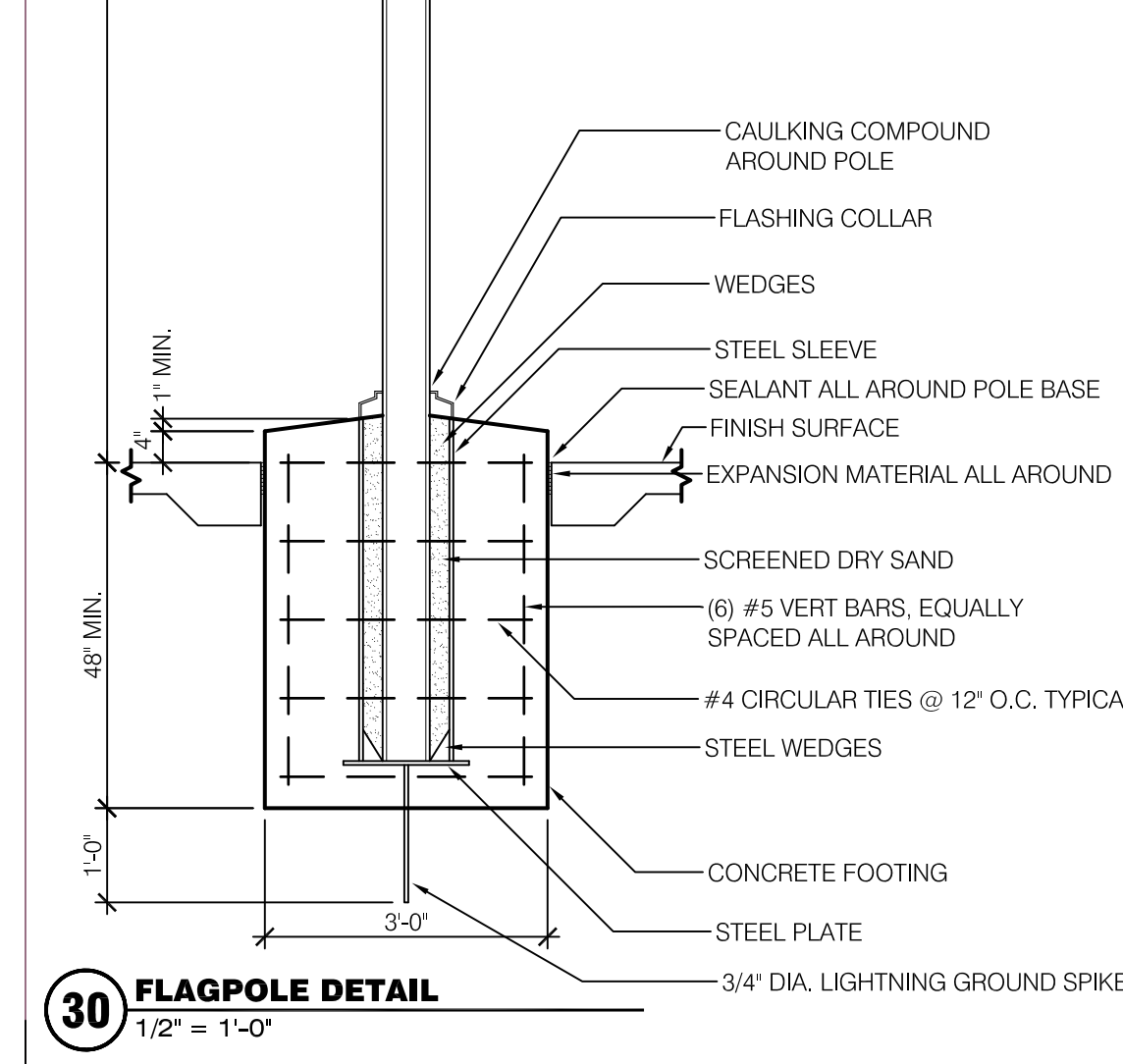

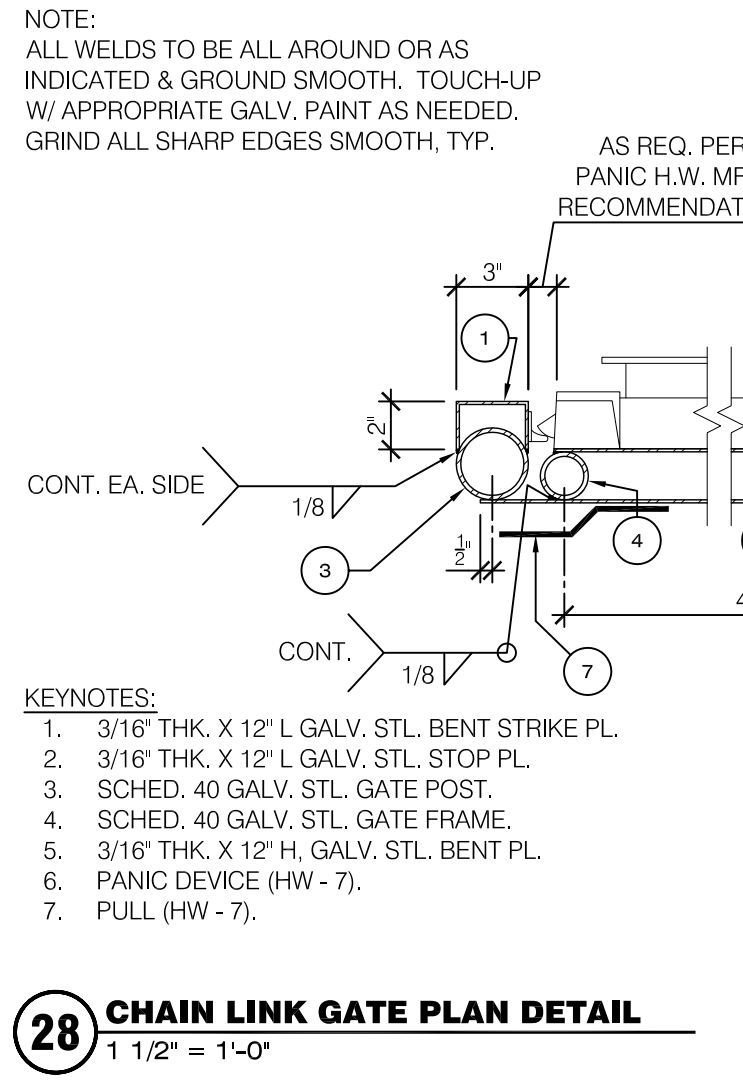
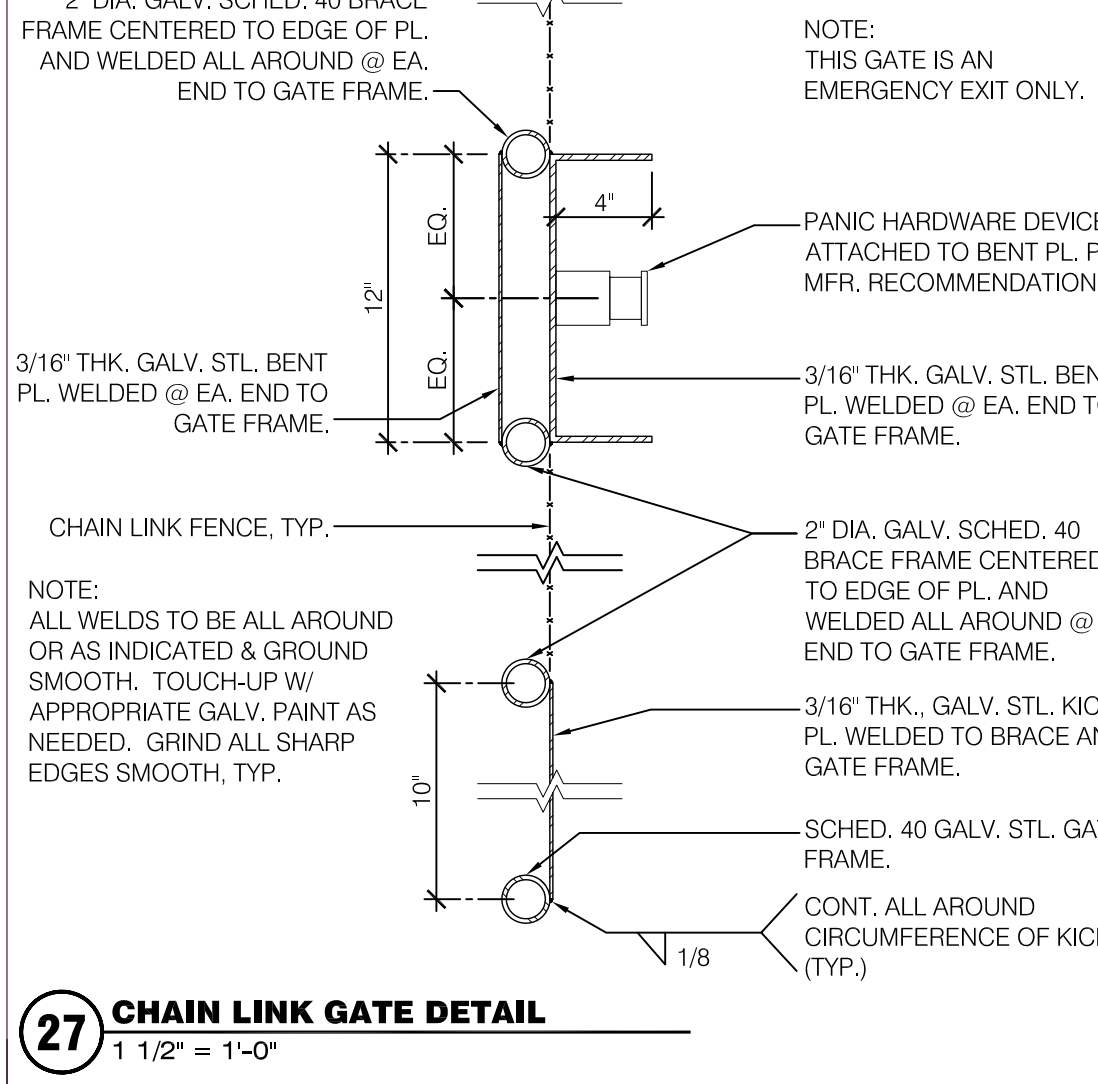
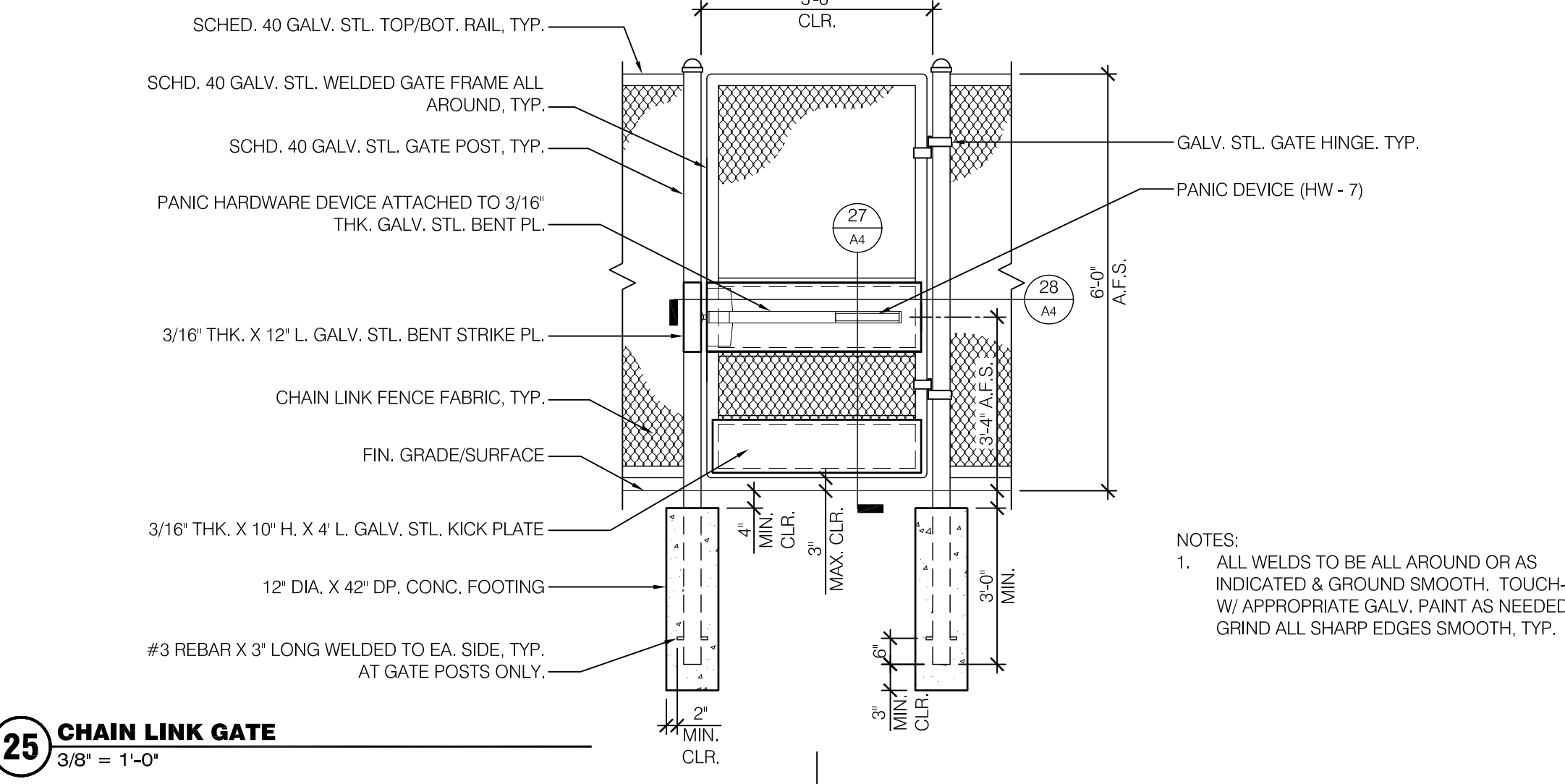
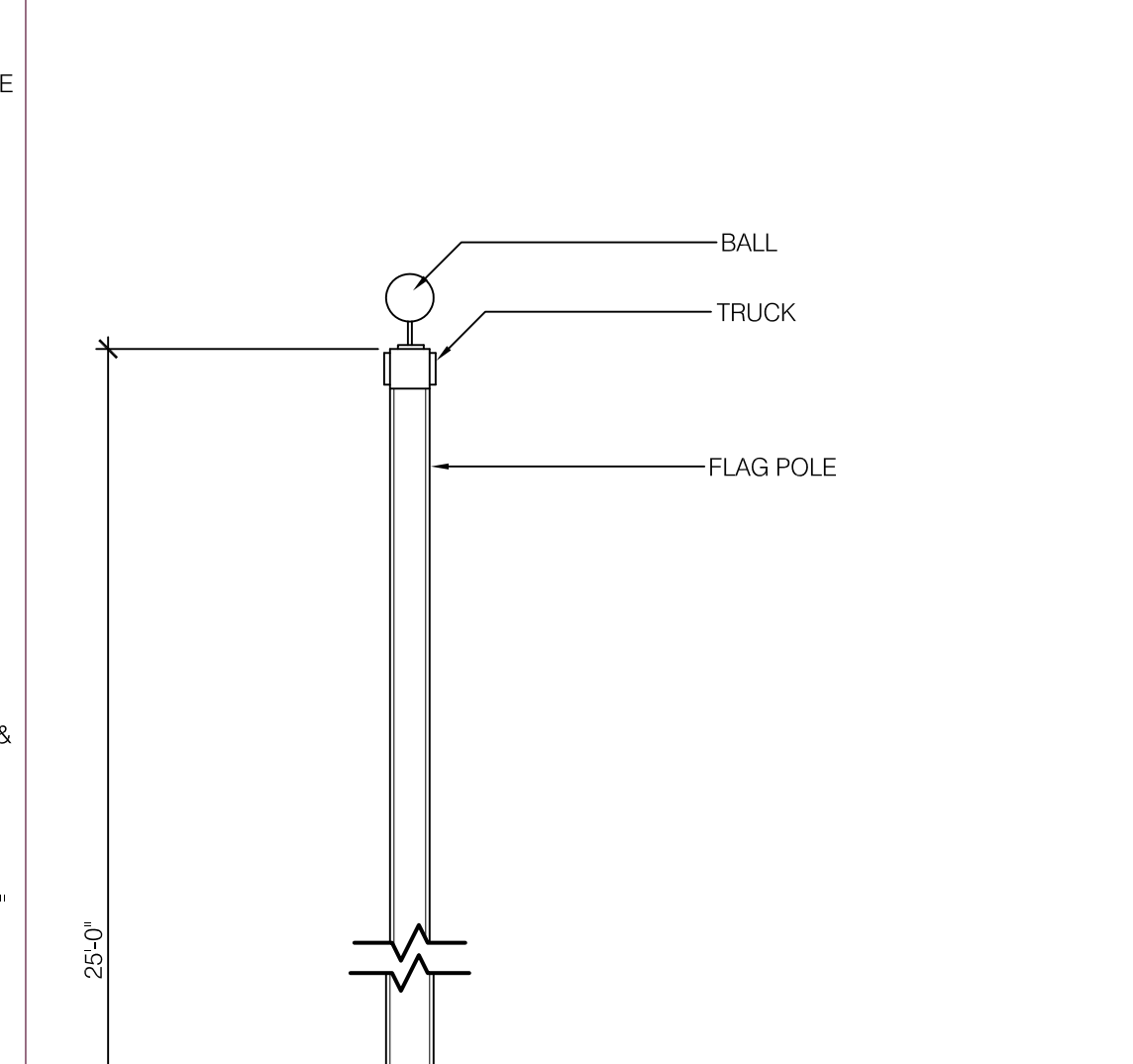
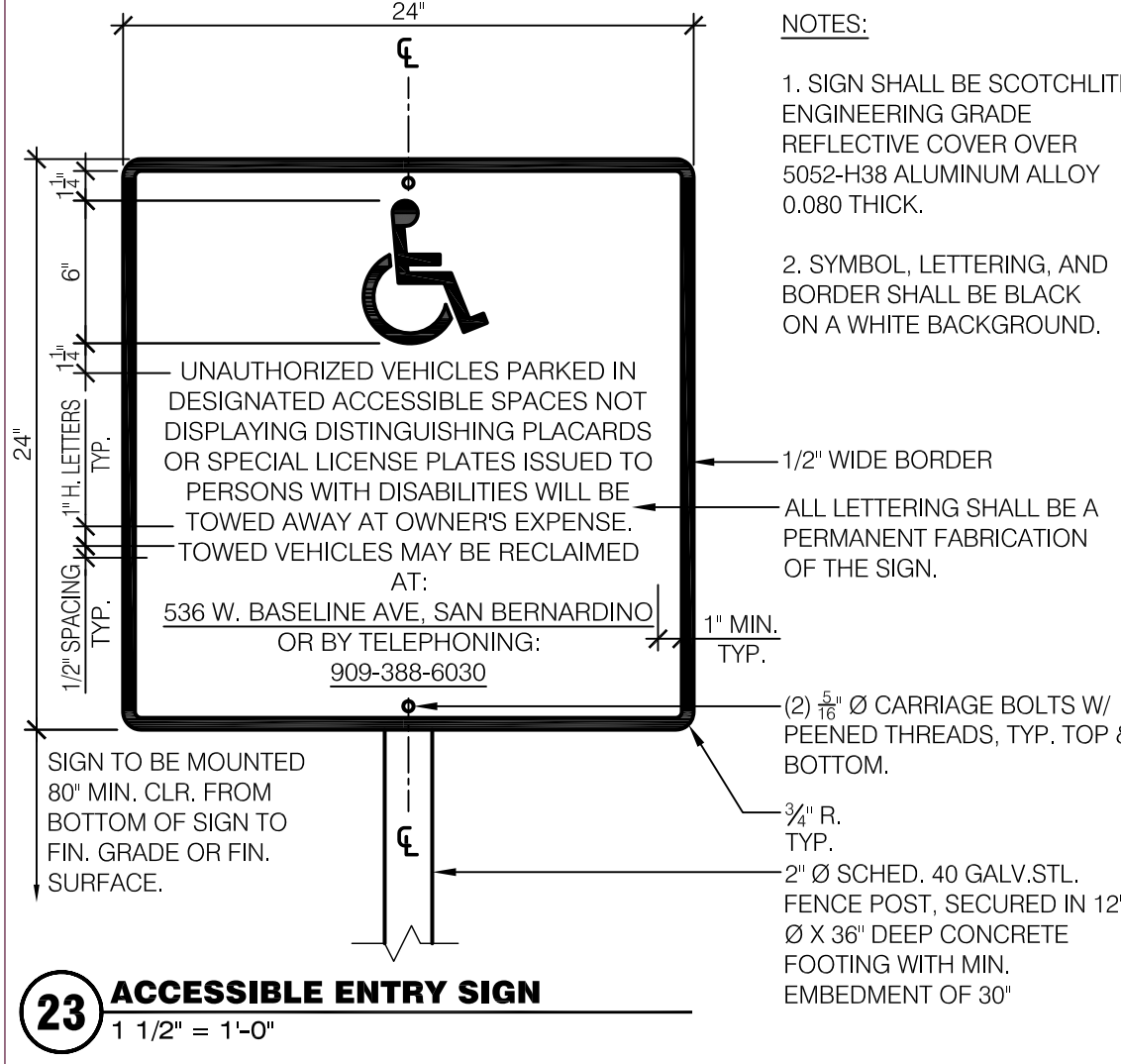
SHEET TITLE

NEW WORK SITE PLAN

A3(R)



- NOTES:**
- CONSTRUCT RAILING FROM 1/2" Ø SCHEDULE 40 STEEL PIPE. GRIND ALL WELDS SMOOTH. RADIUS ALL CORNERS. HOT DIP GALVANIZE IN AS LARGE OF SECTIONS AS POSSIBLE. TOUCH UP ALL FIELD CONNECTIONS WITH GALVASPRAY.
 - FINISH CONCRETE LANDING & RAMP SURFACE WITH HEAVY BROOM FINISH.
 - SACK FINISH ALL VERTICAL CONCRETE SURFACES.
 - SET RAILING IN CONCRETE SLEEVES WITH NON SHRINK GROUT.



peh architects, llp

30 South Center Street, Redlands California 92373
Telephone: 909.792.7397, Fax: 909.793.7873

ARCHITECT STAMP CONSULTANT STAMP

CONSULTANT LOGO

COMMUNITY DAY SCHOOL

SAN BERNARDINO CITY UNIFIED SCHOOL DISTRICT

DSA STAMP

2/24/14 ADDENDUM NO. 4

MARK DATE DESCRIPTION

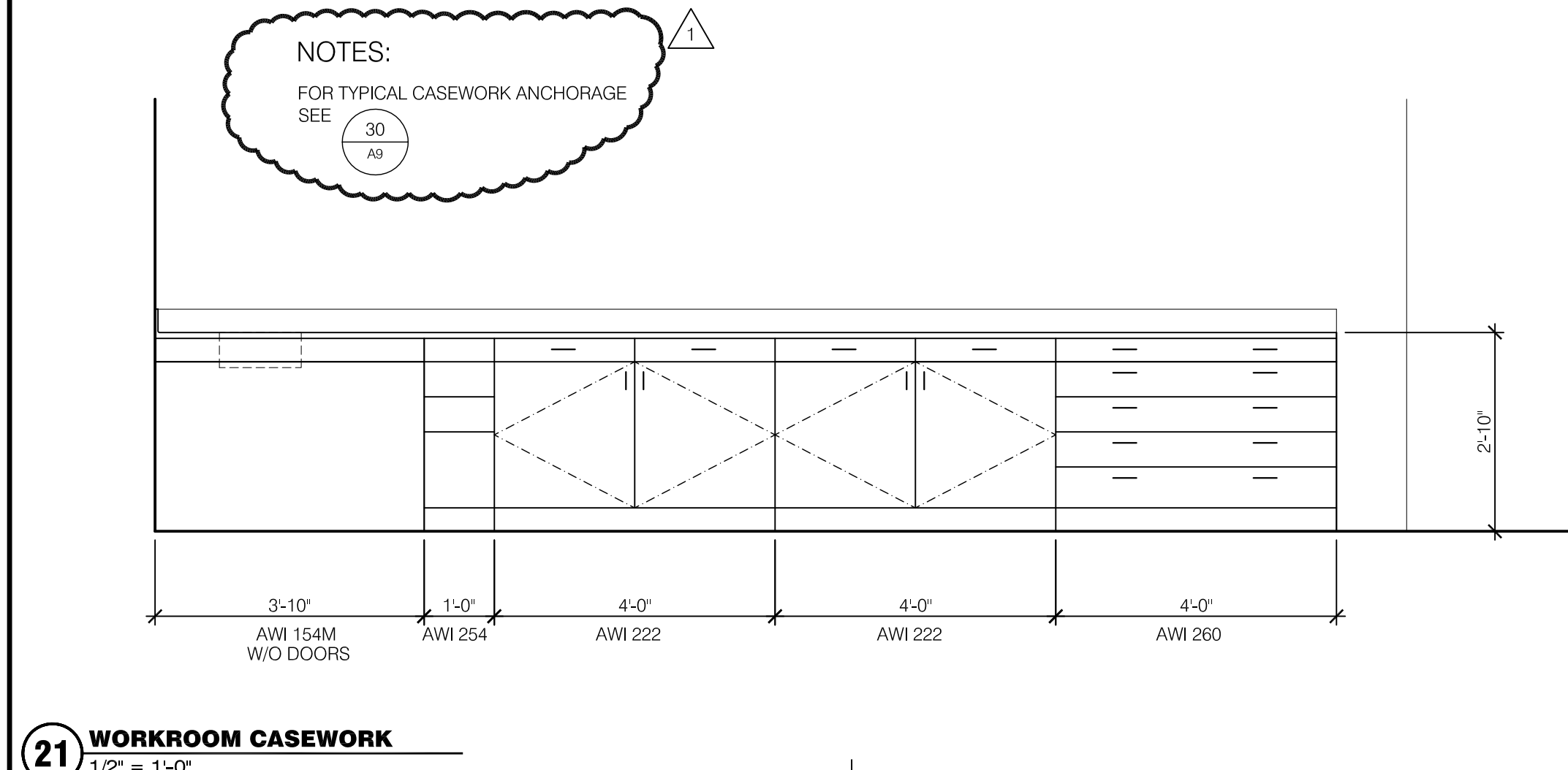
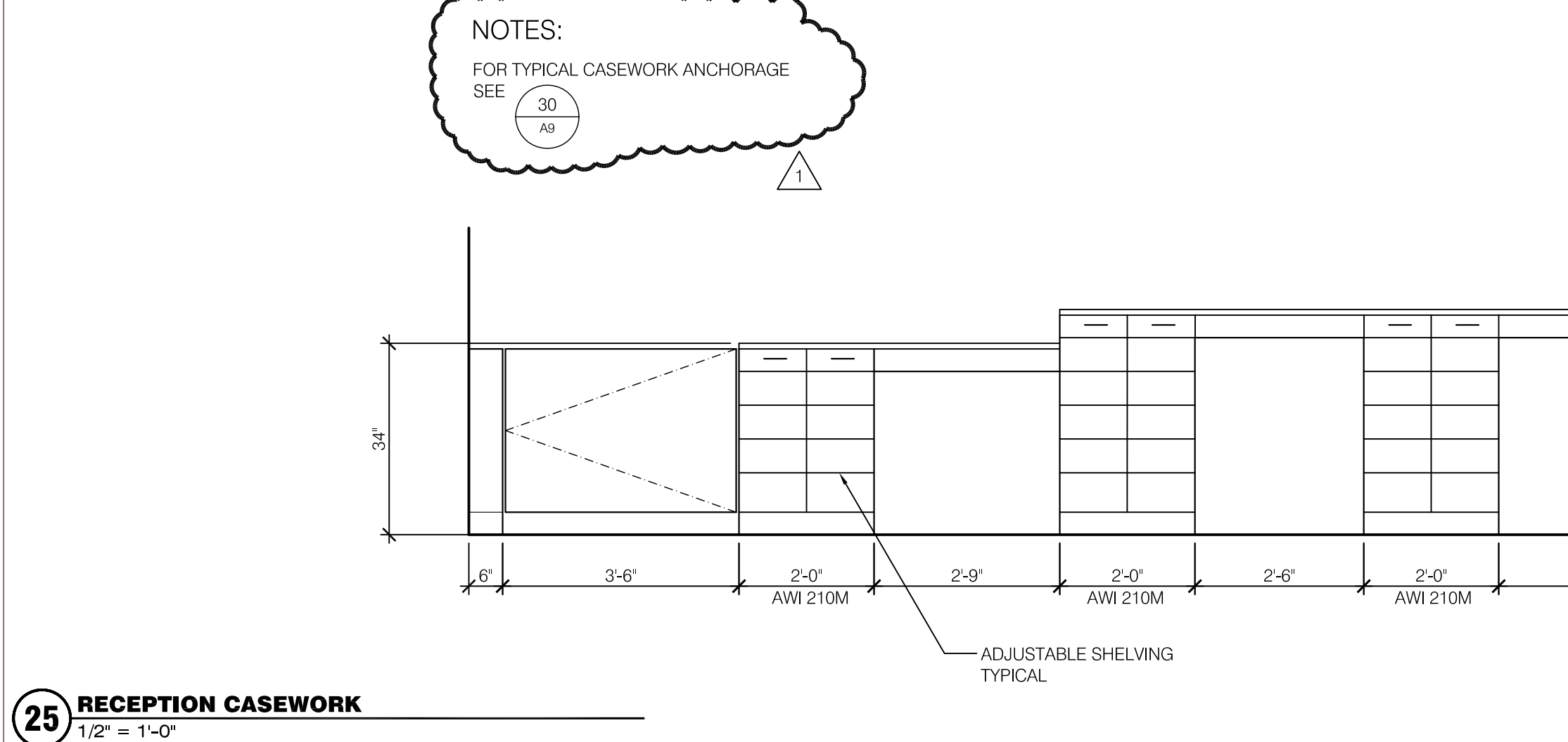
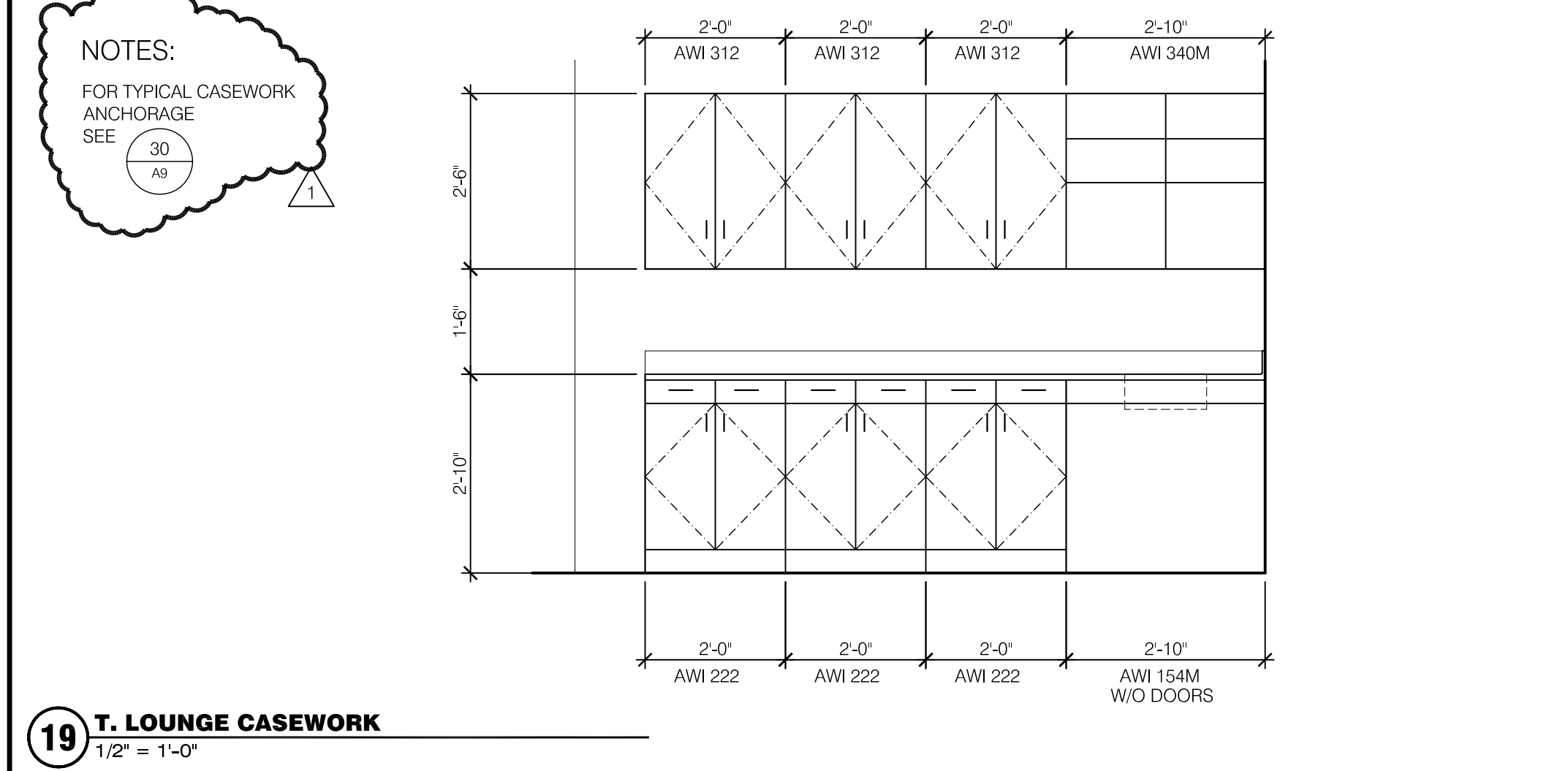
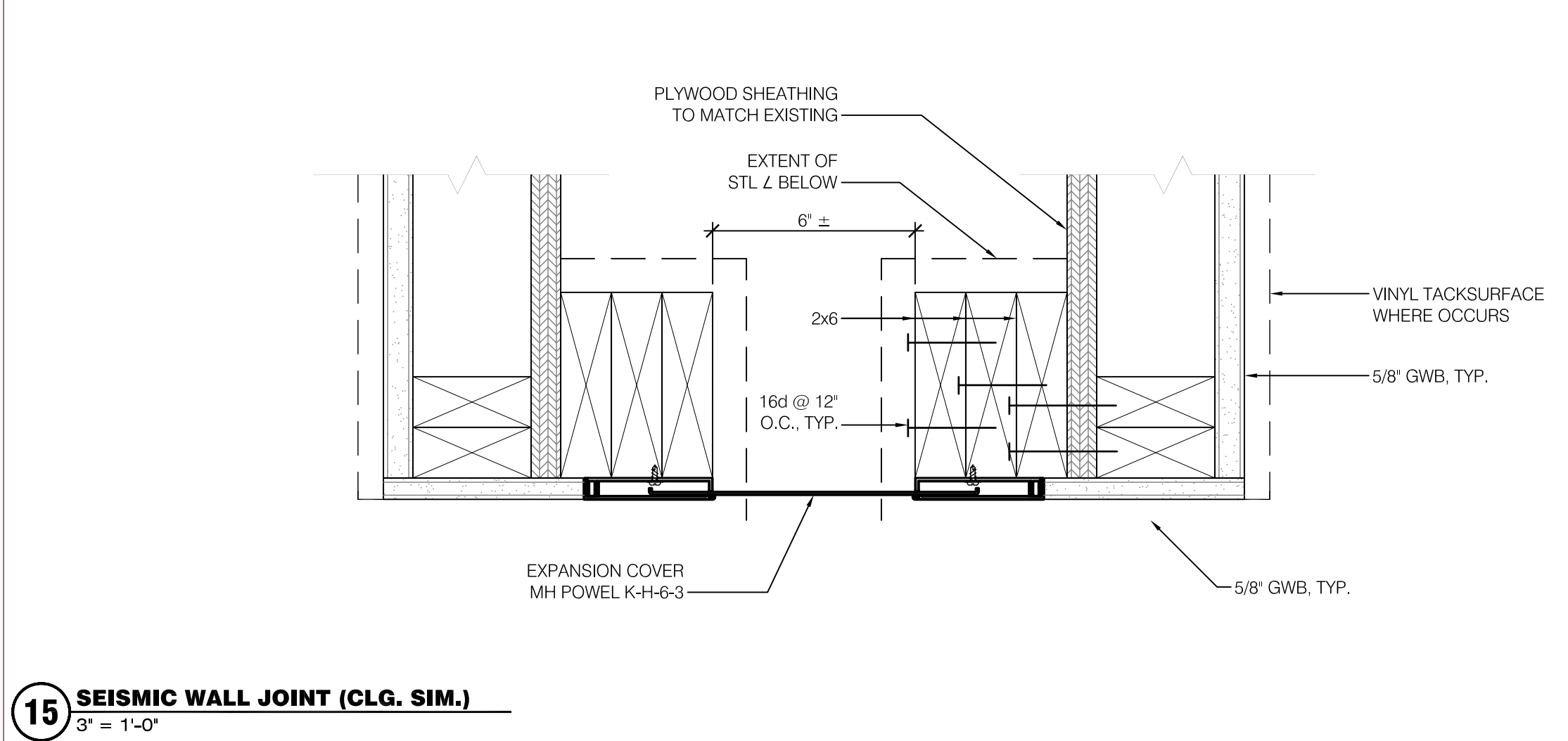
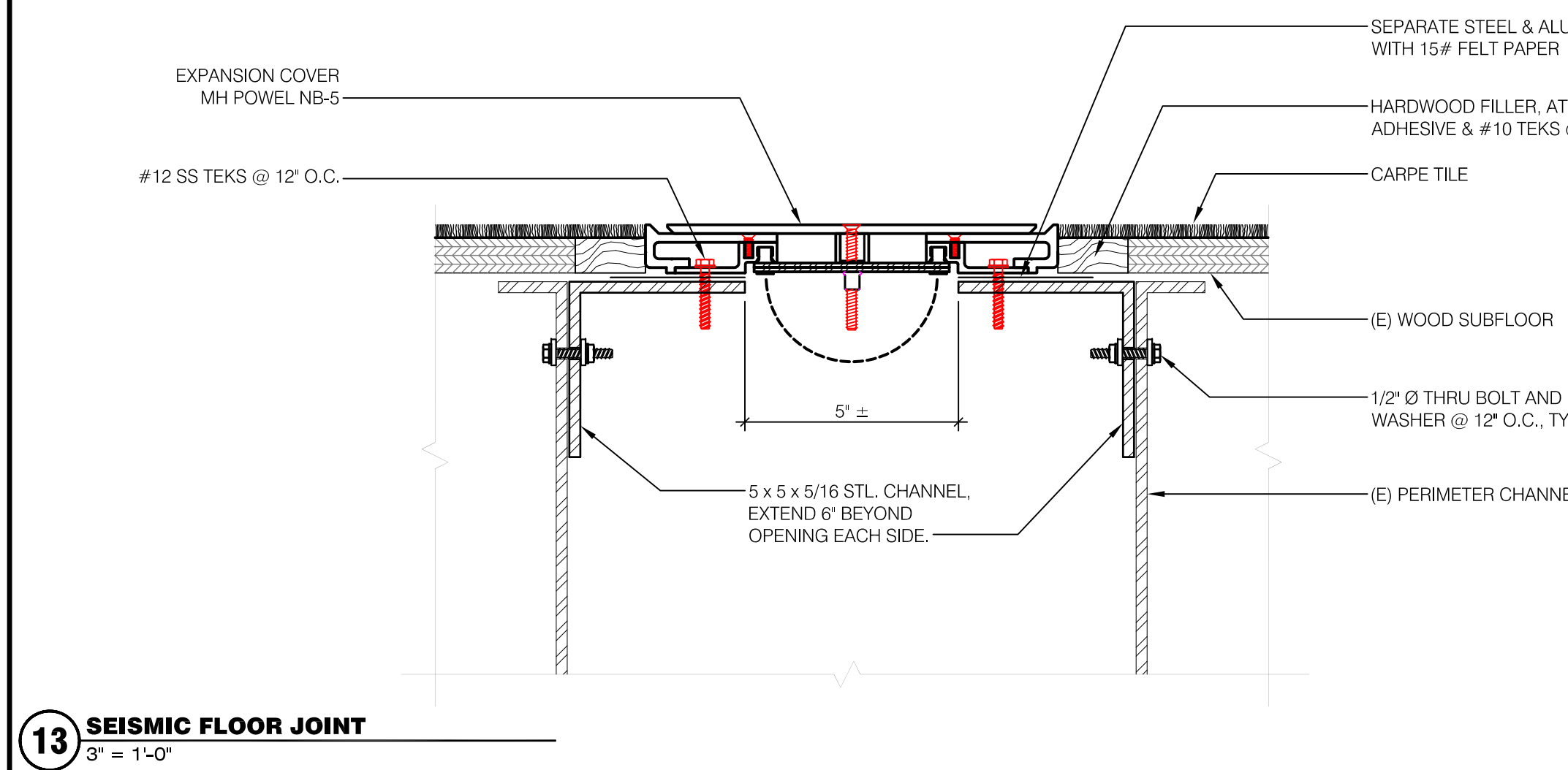
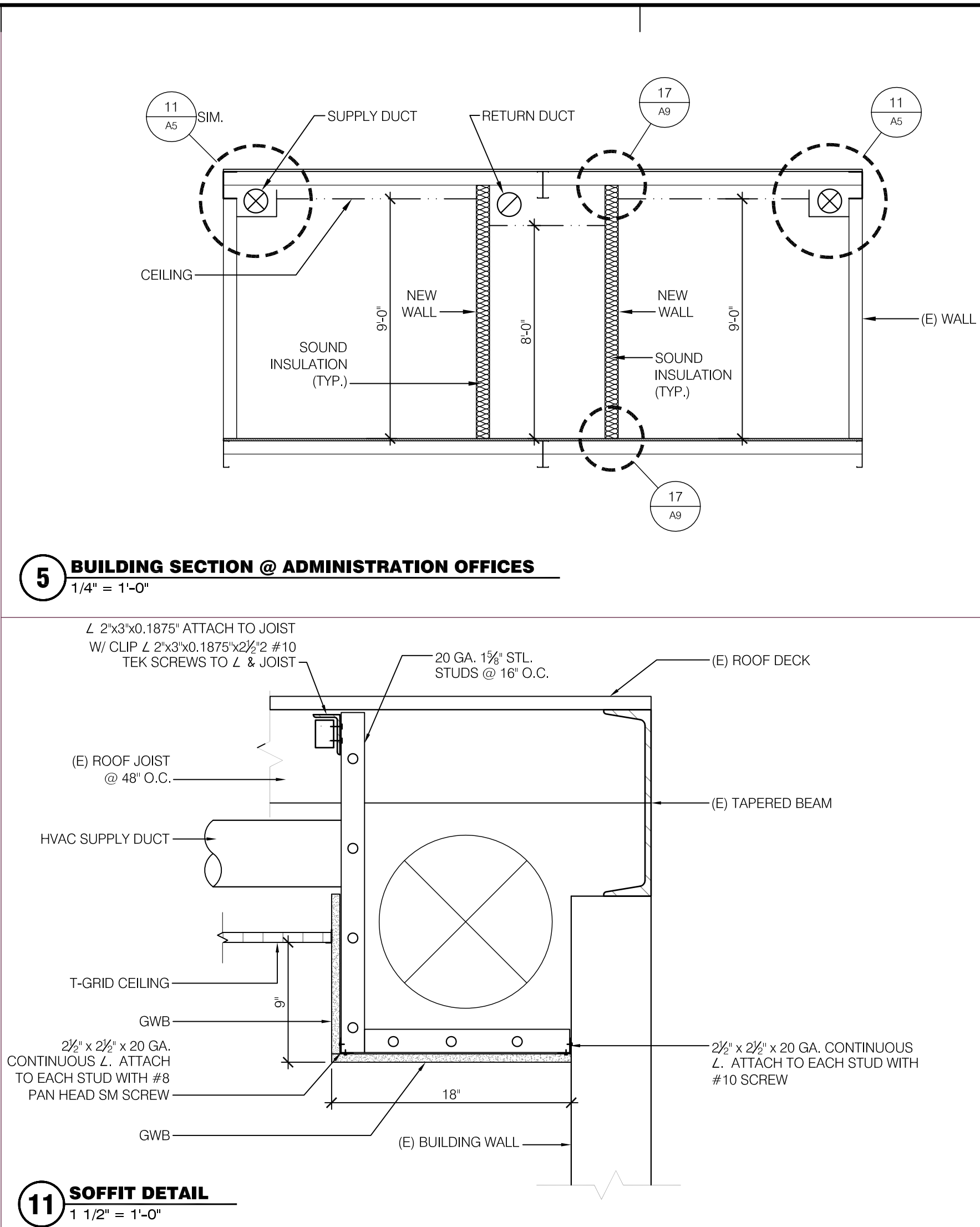
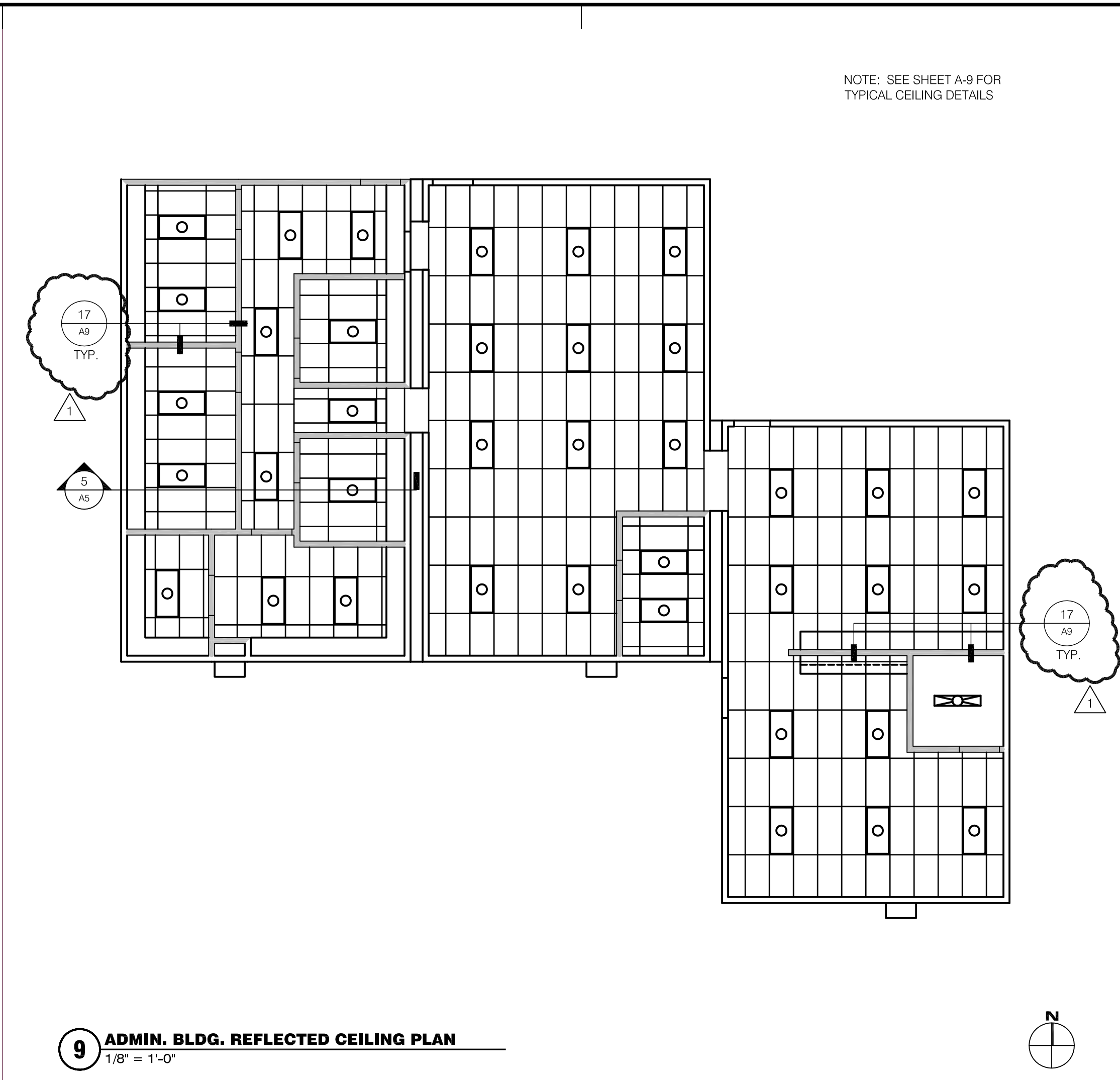
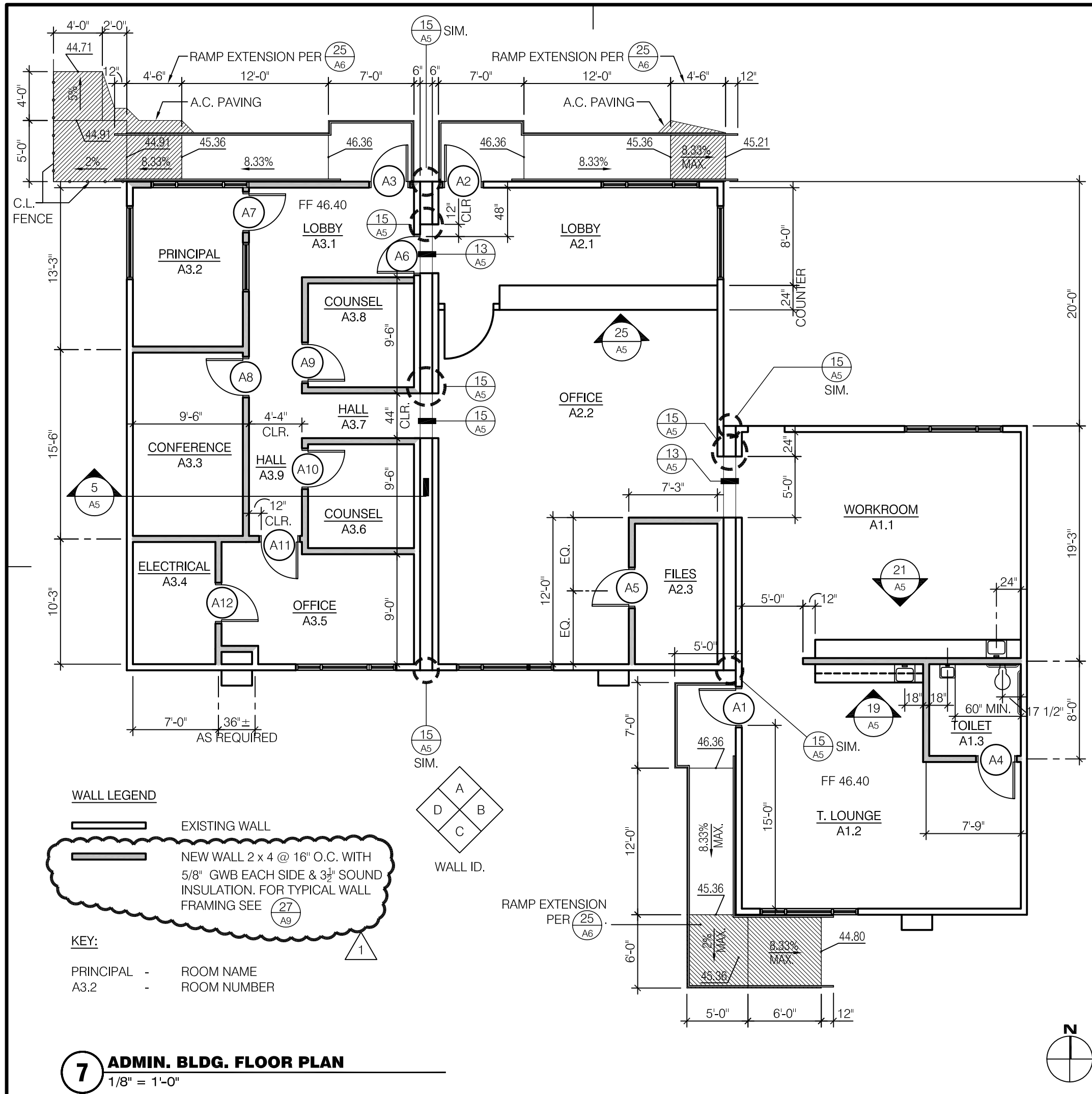
PROJECT NO: 10955

CHK'D BY: DATE:

SHEET TITLE

SITE PLAN ENLARGEMENTS & DETAILS

A4(R)



peh architects, llp

30 South Center Street, Redlands California 92373
Telephone: 909.792.7397, Fax: 909.793.7873

ARCHITECT STAMP
CONSULTANT STAMP

FILED ARCHITECT
Ralph Pacheco
NO. C10095
EXP. 06-30-08
STATE OF CALIFORNIA

CONSULTANT LOGO

COMMUNITY DAY SCHOOL

SAN BERNARDINO CITY UNIFIED SCHOOL DISTRICT

DSA STAMP

2/24/14 ADDENDUM NO. 4



MARK DATE DESCRIPTION

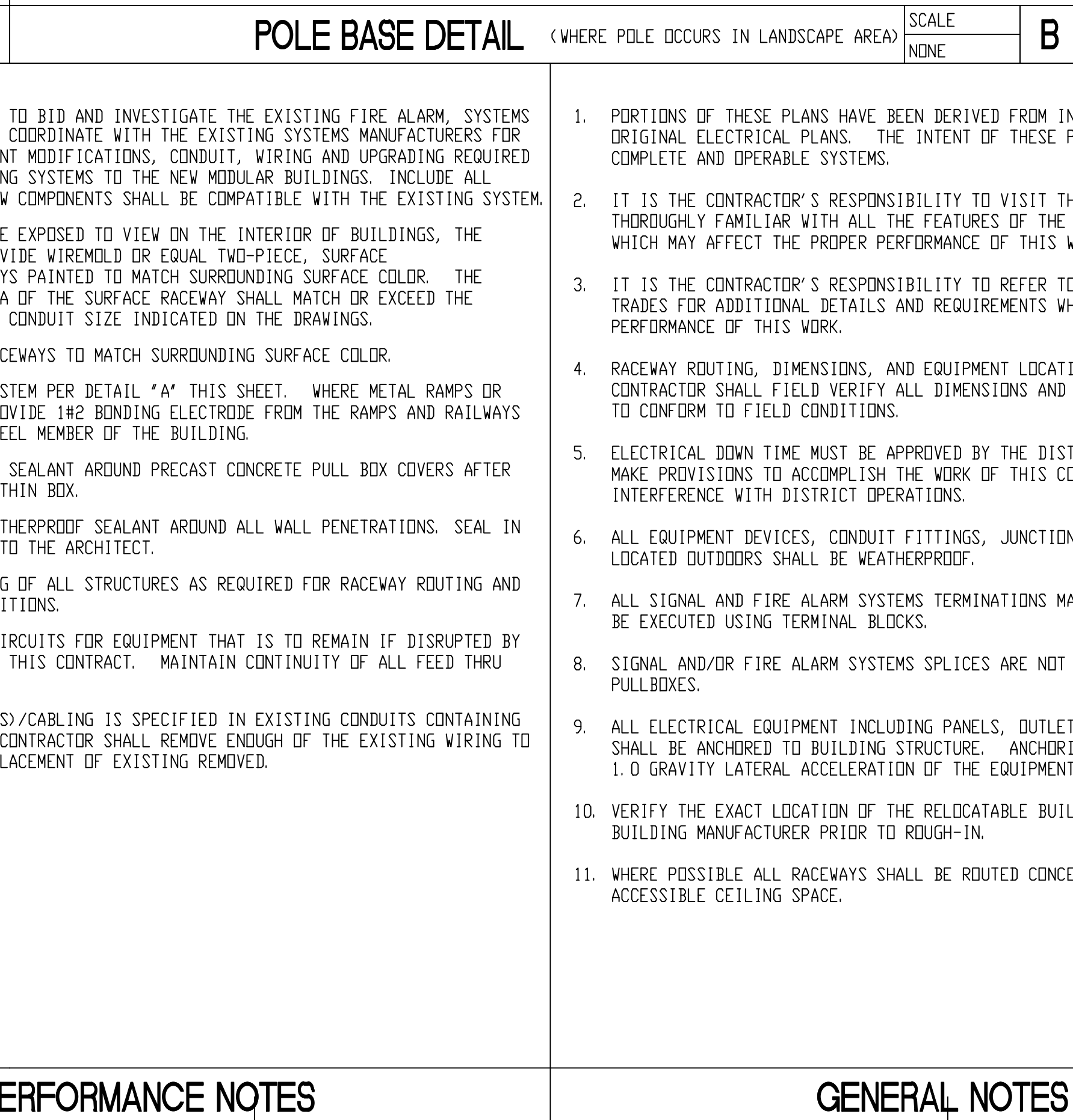
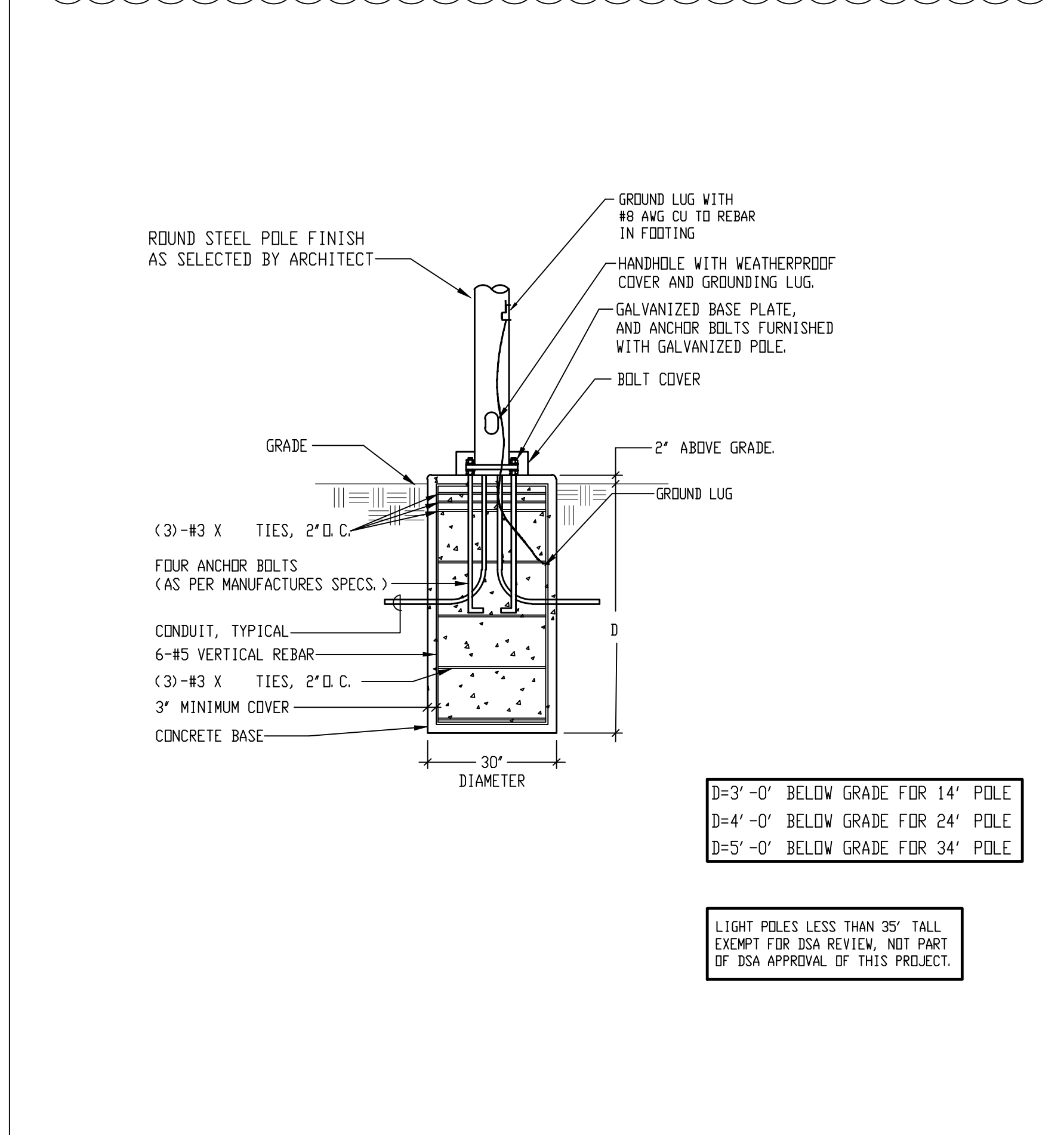
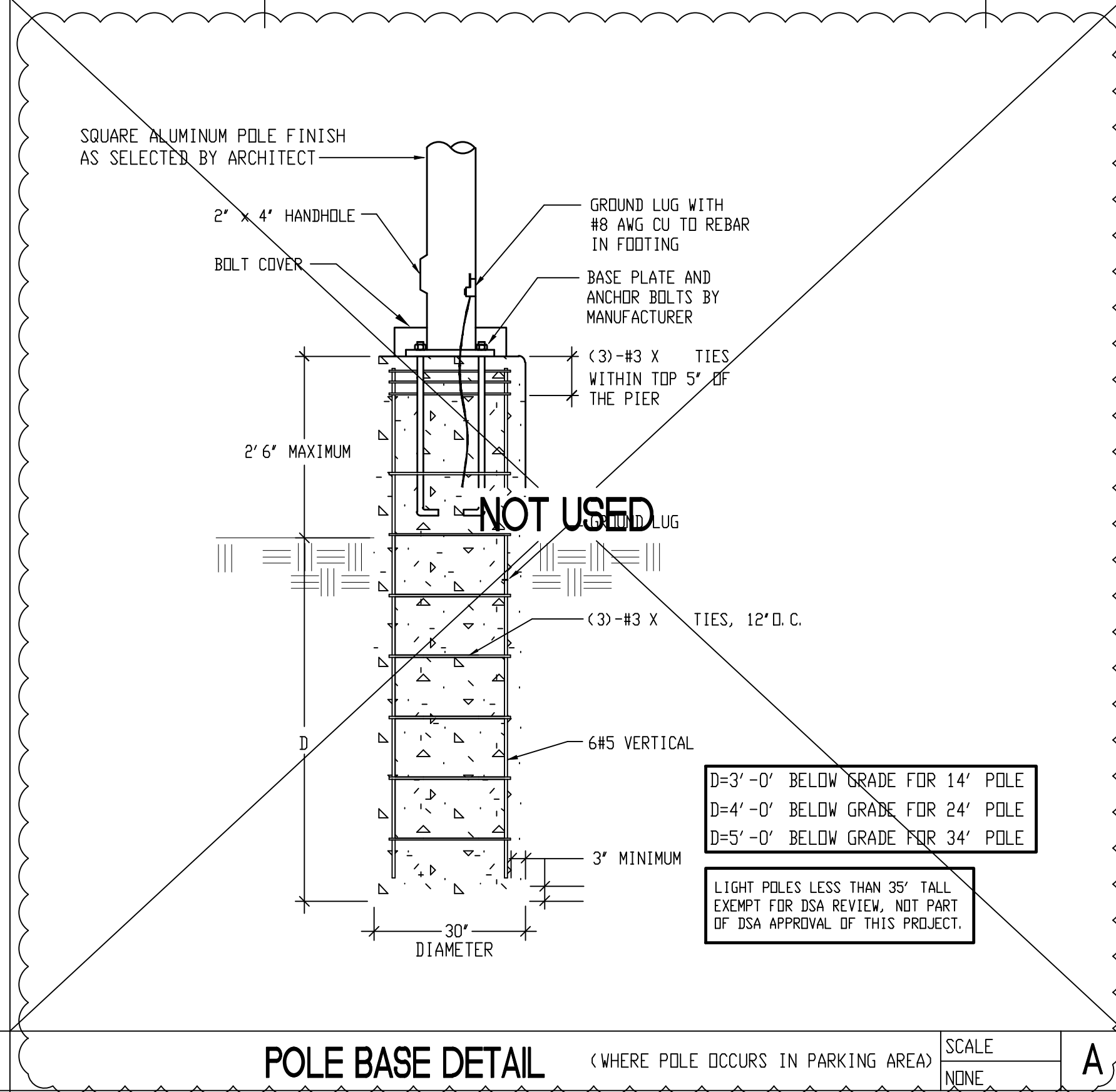
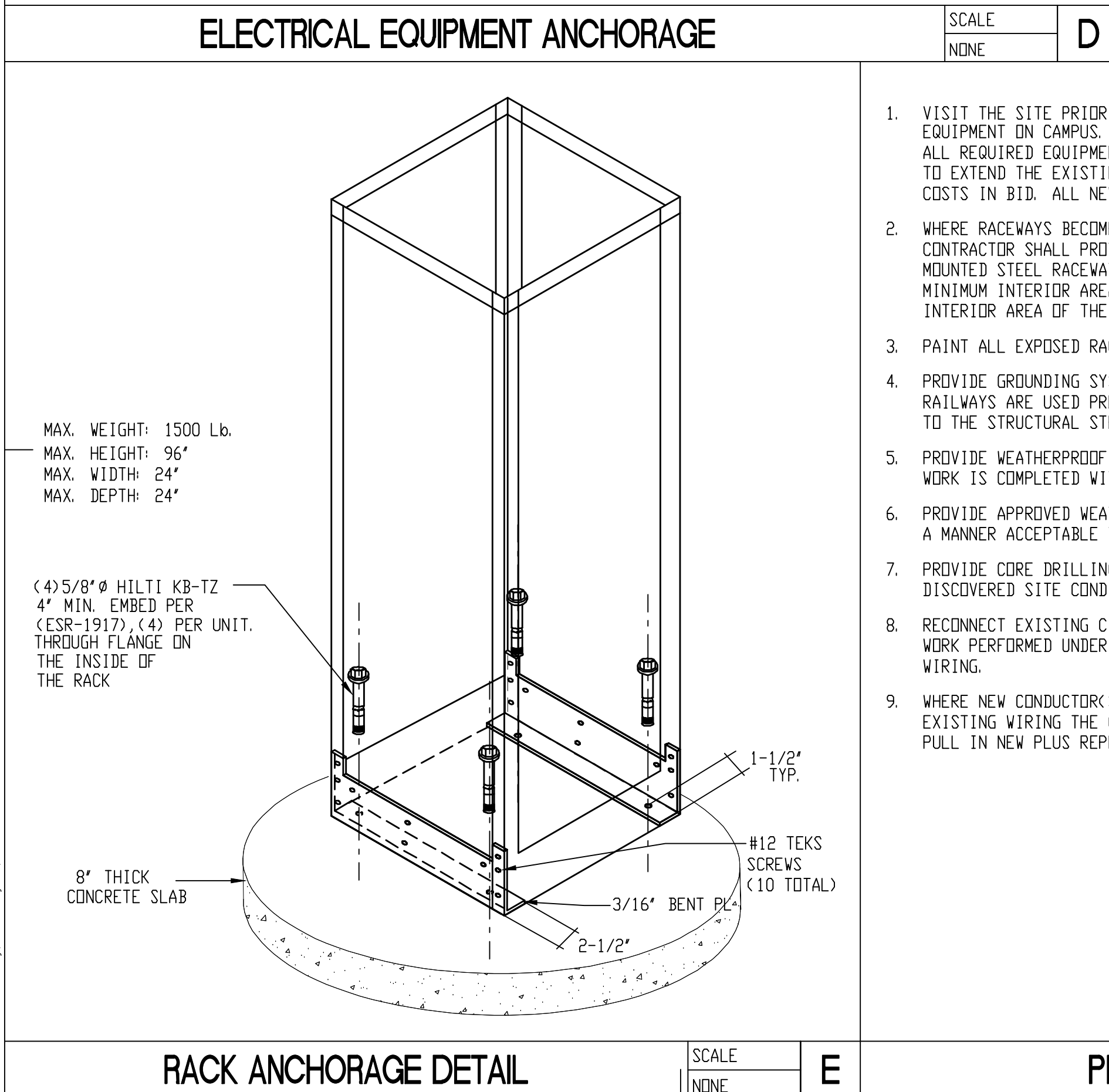
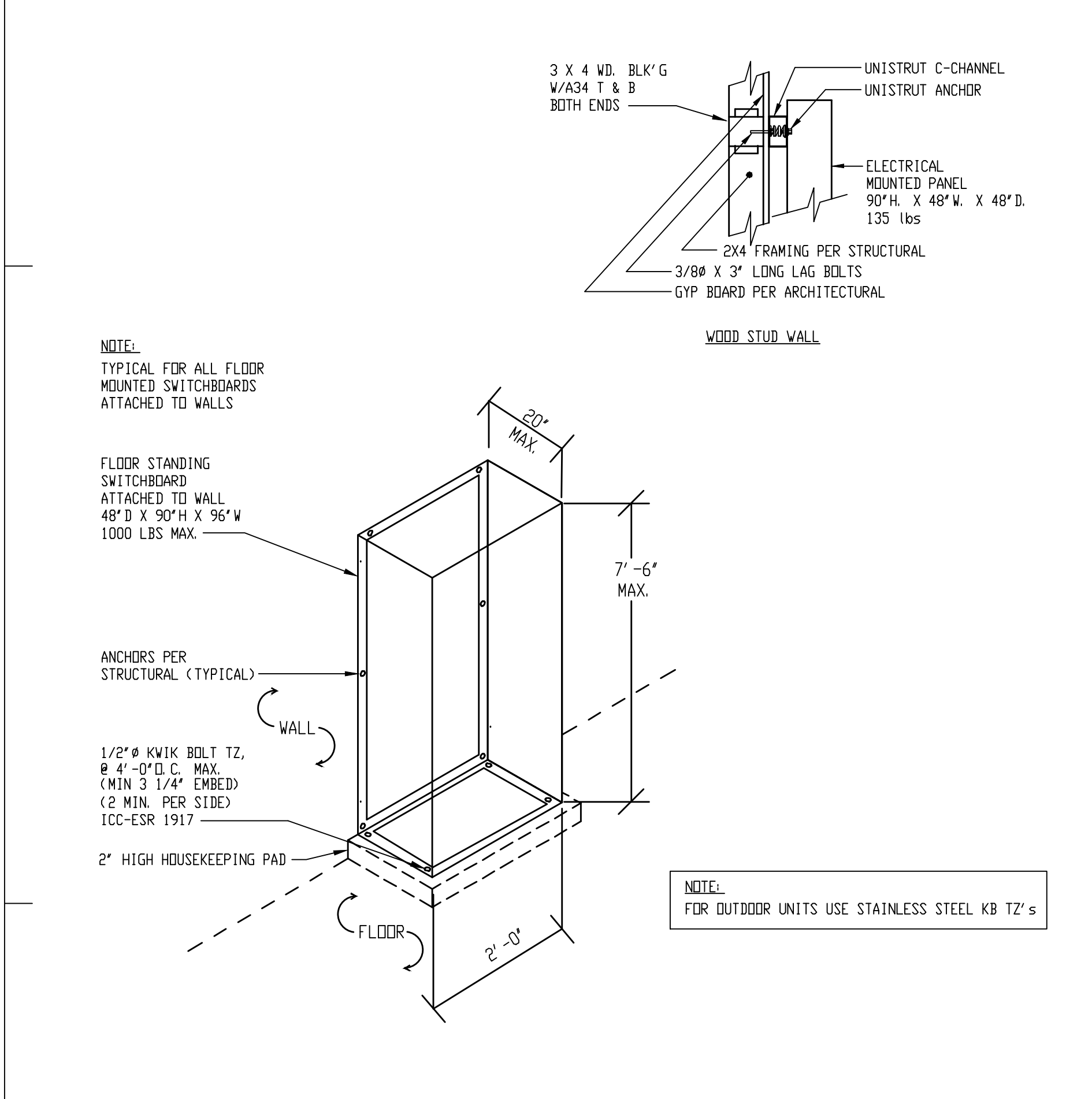
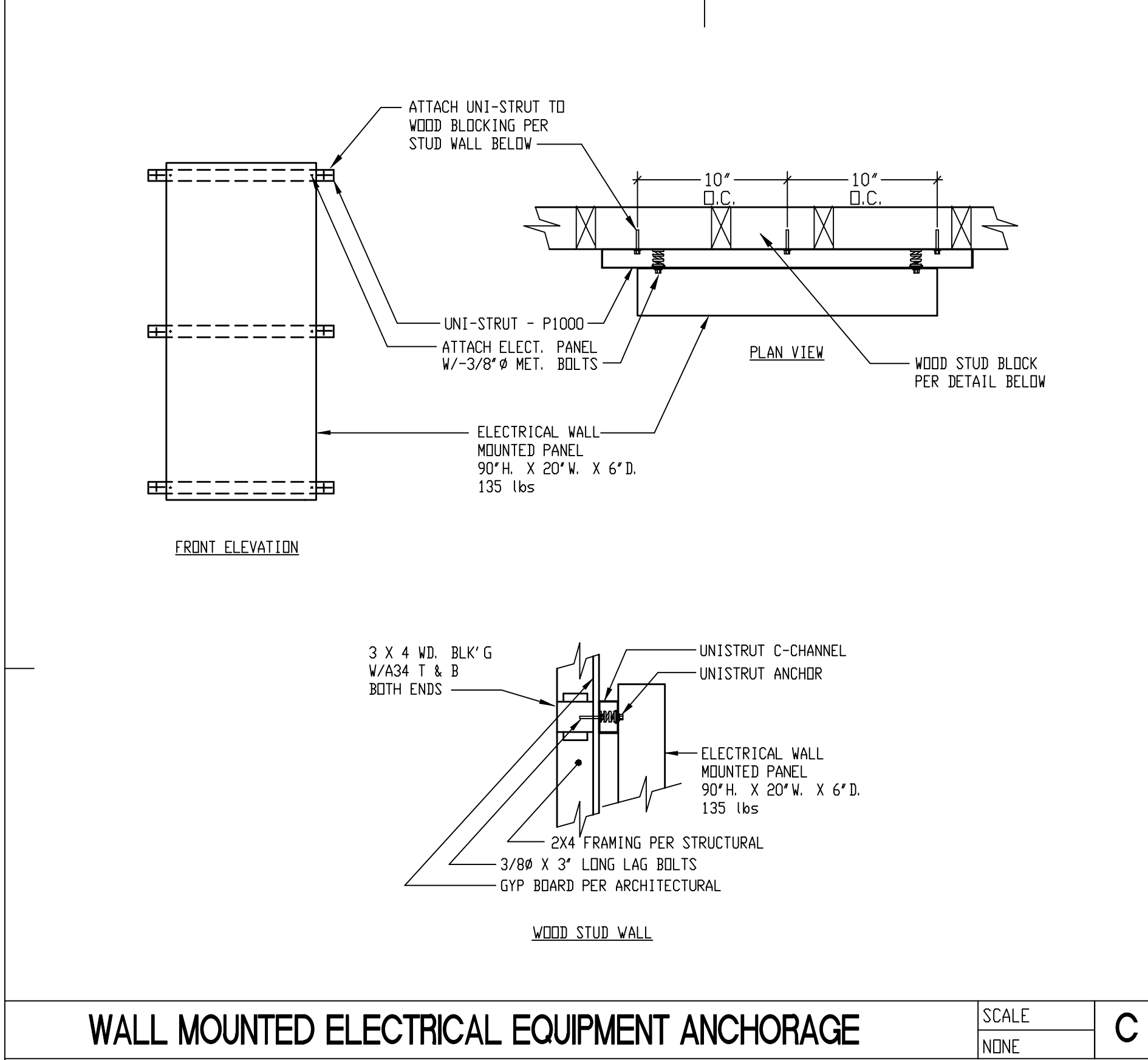
PROJECT NO: 10955

CHKD BY:
DATE:

SHEET TITLE
ADMIN. BLDG. FLOOR
PLANS, CEILING PLANS
& BUILDING SECTIONS

A5(R)

 <p>pca architects, llp</p> <p>30 South Center Street, Redlands California 92373 Telephone: 909.792.7397, Fax: 909.793.7873</p>										
ARCHITECT STAMP 	CONSULTANT STAMP <div style="border: 1px solid black; height: 100px; width: 100%;"></div>									
CONSULTANT LOGO <div style="border: 1px solid black; height: 100px; width: 100%;"></div>										
<div style="display: inline-block; transform: rotate(-90deg); transform-origin: center;"> <h1 style="margin: 0;">COMMUNITY DAY SCHOOL</h1> </div> <div style="display: inline-block; transform: rotate(-90deg); transform-origin: center; margin-top: 20px;"> <h1 style="margin: 0;">SAN BERNARDINO CITY UNIFIED SCHOOL DISTRICT</h1> </div>										
LGA STAMP <div style="border: 1px solid black; height: 100px; width: 100%;"></div>										
<table border="1" style="width: 100%; border-collapse: collapse;"> <tr> <td style="width: 5%; text-align: center;"> <input checked="" type="checkbox"/> </td> <td style="width: 15%; text-align: center;">2/24/14</td> <td style="width: 80%;">ADDENDUM NO. 4</td> </tr> <tr> <td style="text-align: center;"> <input type="checkbox"/> </td> <td></td> <td></td> </tr> </table>		<input checked="" type="checkbox"/>	2/24/14	ADDENDUM NO. 4	<input type="checkbox"/>					
<input checked="" type="checkbox"/>	2/24/14	ADDENDUM NO. 4								
<input type="checkbox"/>										
<table border="1" style="width: 100%; border-collapse: collapse;"> <thead> <tr> <th style="width: 10%;">MARK</th> <th style="width: 20%;">DATE</th> <th style="width: 70%;">DESCRIPTION</th> </tr> </thead> <tbody> <tr> <td></td> <td></td> <td></td> </tr> <tr> <td></td> <td></td> <td></td> </tr> </tbody> </table>		MARK	DATE	DESCRIPTION						
MARK	DATE	DESCRIPTION								
PROJECT NO: 10955										
CHK'D BY:										
DATE:										
SHEET TITLE										
<h2 style="margin: 0;">CEILING, FINISH & FRAMING DETAILS</h2>										



FIXTURE SCHEDULE						
TYPE	DESCRIPTION	TOTAL WATTS	LAMP QUAN	LAMP WATTS	LAMP TYPE	MOUNTING
1	FLUORESCENT WALL PACK WITH WEATHERPROOF OUTLET BOX, INJECTION MOLDED POLYCARBONATE LENS, U.L. FOR WET LOCATION. FAIL SAFE #0DBC-VE-26-A-RP-84C OR EQUAL BY KENALL.	30	1	26	CF26DT	SURFACE
2	FLUORESCENT WALL PACK 12" W X 7 1/2" D X 3 3/4" H ROUGH DIE CAST HOUSING, 1/8" TEMPERED GLASS LENS, DARK BRONZE FINISH U.L. LISTED FOR WET LOCATION EMERGENCY BATTERY PACK AND PHOTO ELECTRIC CELL. SEE NOTE 8. LITHONIA #VSTM-2-26DTT-MD-120 OR APPROVED EQUAL BY FAIL SAFE.	55	2	26	F26DT	SURFACE
3	FLUORESCENT 24" X 48" ENCLOSED METAL FIXTURE WITH DIE FORMED 4 1/2" DEEP STEEL HOUSING PAINTED AFTER FABRICATION WITH PHOSPHATE RUST INHIBITOR PRIMER AND WHITE FINISH COAT. FLUSH WHITE DOOR FRAME, EXTRUDED ALUMINUM WITH MITERED CORNERS AND FULLY GASKETED TO PREVENT LIGHT LEAK. SECURED BY STEEL SAFETY T-HINGE AND SPRING LOADED LATCH FROM EITHER SIDE OF FIXTURE. 125" CLEAR ACRYLIC PRISMATIC LENS. LITHONIA #2SPB SERIES OR APPROVED EQUAL BY METALUX	90	4	28	F028/835XP/SS/ECD	RECESSED
4	FLUORESCENT 12" X 48" FIXTURE WITH 20 GAUGE COLD ROLLED STEEL HOUSING PAINTED AFTER FABRICATION WITH PHOSPHATE RUST INHIBITOR PRIMER AND WHITE FINISH COAT, POLYCARBONATE WRAP AROUND LENS HINGED FROM EITHER SIDE OF FIXTURE, U.L. LISTED FOR WET LOCATION, RAPID START ELECTRONIC BALLAST AND IN-LINE FUSE HOLDER, TAMPER RESISTANT. FAILSAFE #FRS-228EB1-GLR-TRC SERIES OR EQUAL BY LITHONIA	45	2	28	F028/835XP/SS/ECD	SURFACE
5	FLUORESCENT POST TOP, WALKWAY FIXTURE WITH DIE-CAST ALUMINUM HOUSING, CLEAR SEGMENTED ALZAK TYPE 5 DISTRIBUTION REFLECTOR, RATED SILICONE SEAL FOR LENS, DOOR GASKETS, FLAT TEMPERED GLASS LENS, DIE-CAST ALUMINUM BALLAST ENCLOSURE, CONCEALED STAINLESS STEEL BAR HINGE LOCK, HIGH POWER FACTOR BALLAST WITH QUICK DISCONNECTS, MATTE ALUMINUM POWDER COAT FINISH AND MOUNTED ON A 4" DIAMETER STRAIGHT ROUND 1/4"-Ø ALUMINUM POLE WITH FINISH TO MATCH FIXTURE. NIGHT FRIENDLY. ARCHITECTURAL AREA LIGHTING # SLVTHS-226D1T-DBZ-THSS WITH D39-R412 P.O.L. OR EQUAL BY LITHONIA	55	2	26	F26DTT	SEE DETAIL "B" SHEET E-01
6	LED EXIT SIGN WITH INJECTION MOLDED POLYCARBONATE HOUSING WITH WHITE FINISH, 6" LETTERS WITH RED DIFFUSED LENS, SINGLE OR DOUBLE FACE PANEL(S) DIRECTIONAL ARROW(S) AS INDICATED ON THE DRAWINGS, UNIVERSAL MOUNTING, DUAL VOLTAGE AND 90 MINUTE STANDBY NI-CAD KENALL #MET SERIES OR EQUAL BY SURE LITES	10	-	-	LED	SURFACE OR WALL
7	TUNGSTEN HALOGEN STANDBY LIGHTING FIXTURE WITH WHITE HIGH IMPACT FLAME RETARDANT THERMOPLASTIC HOUSING, TWO (2) 12 WATT ADJUSTABLE FIXTURES, LOW VOLTAGE DISCONNECT, 90 MINUTES MIN. ILLUMINATION, MAINTENANCE FREE BATTERY, SOLID STATE CHARGER, LED CHARGE/POWER INDICATOR, DUAL VOLTAGE TRANSFORMER. LITHONIA HELM654 OR APPROVED EQUAL BY SURE-LITES	30	2	12	12 WATT INCAND.	WALL
INFORMATION TAKEN FROM PLANS IS TO PROVIDE		1. IT IS THE CONTRACTORS RESPONSIBILITY TO VERIFY ACTUAL CEILING TYPES AND CONSTRUCTION ON THE ARCHITECTURAL DRAWINGS AND TO FURNISH ALL FIXTURES WITH THE CORRECT MOUNTING DEVICES WHETHER OR NOT SUCH VARIATIONS ARE INDICATED BY THE FIXTURE CATALOG NUMBER AND DESCRIPTION. THE CONTRACTOR SHALL VERIFY DEPTH OF ALL RECESSED LIGHTING FIXTURES WITH ARCHITECTURAL DRAWINGS PRIOR TO ORDERING FIXTURES OR PREPARING SUBMITTALS. ANY DISCREPANCIES THAT WOULD CAUSE FIXTURES NOT TO FIT IN CEILINGS AS DESIGNED SHALL BE REPORTED TO THE ARCHITECT AND ENGINEER PRIOR TO ORDERING FIXTURES OR PREPARING LIGHT FIXTURE SUBMITTALS.				
THE SITE AND BECOME BUILDING AND SITE WORK.		2. RECESSED FIXTURES IN CEILINGS WITH A ONE HOUR OR HIGHER FIRE RATING SHALL BE ENCLOSED IN A BOX WITH A FIRE RATING EQUAL TO THE CEILING WHICH THE FIXTURE IS INSTALLED. PROVIDE 3" CLEAR SPACE FROM ALL SIDES AND TOP OF FIXTURES.				
IN THE DRAWINGS OF OTHER WHICH AFFECT THE PROPER		3. CEILING INSULATION SHALL BE INSTALLED TO ALLOW 3" FOR MINIMUM CLEARANCE FROM ALL SIDES AND TOP OF RECESSED LIGHT FIXTURES.				
IONS ARE APPROXIMATE. EXACT RACEWAY ROUTING		4. VERIFY MOUNTING HEIGHT OF ALL WALL MOUNTED FIXTURES WITH ARCHITECT PRIOR TO ELECTRICAL ROUGH-IN.				
RICT. CONTRACTOR SHALL CONTRACT WITHOUT UNDUE		5. ALL EXTERIOR LIGHT FIXTURE FINISHES SHALL BE DARK BRONZE UNLESS NOTED OTHERWISE BY ARCHITECT.				
IN JUNCTION BOXES SHALL		6. OCCUPANCY MOTION SENSOR SYSTEM SHALL BE PROVIDED IN ALL LOCATIONS THROUGHOUT THE FACILITY WHERE FLUORESCENT LIGHTING IS INSTALLED PER SPECIFICATION SECTION 16901, WHETHER OCCUPANCY MOTION SENSOR SYSTEM IS INDICATED OR NOT ON DRAWINGS.				
PERMITTED IN UNDERGROUND		7. IT SHALL BE THE CONTRACTORS RESPONSIBILITY TO PROVIDE ALL OCCUPANCY/MOTION SENSORS AND RELATED CONNECTIONS FOR LIGHTING FIXTURES IN INTEGRATED CEILINGS INCLUDING INSTALLATION OF REMOTE SENSOR UNITS LOCATED ON INTEGRATED CEILINGS.				
IN BOXES, CONDUITS, ETC.,... NG SHALL BE DESIGNED FOR		8. EMERGENCY BATTERY PACKS FOR FLUORESCENT LIGHT FIXTURES SHALL BE MOUNTED INSIDE THE FIXTURE AND SHALL CAUSE ONE LAMP TO ILLUMINATE TO 50% BATTERY PACK SHALL INCLUDE CONTROLS TO ALLOW NORMAL ON/OFF SWITCHING OF THE FIXTURE VIA WALL SWITCHES. BATTERY PACK SHALL INCLUDE REMOTE INDICATOR LIGHT FOR SYSTEM STATUS AND TROUBLE. CONTRACTOR SHALL PROVIDE INDICATOR LIGHT ON OR ADJACENT TO FIXTURE SO INDICATOR IS VISIBLE FROM FLOOR. BATTERY PACK SHALL BE AUTOMATICALLY RECHARGED BY THE PRIMARY POWER SOURCE AS INDICATED ON PLANS.				
ING PANELBOARD WITH THE						
IALED IN WALLS AND/OR						
FIXTURE NOTES						

SYMBOL LIST	
	JUNCTION BOX, FLUSH WALL MOUNTED, +18\"/>
	JUNCTION BOX CONCEALED ABOVE ACCESSIBLE CEILING AREA OR MOUNTED ON ROOF.
	PANEL BOARD, ADJACENT LINE INDICATES PANEL FRONT. ADJACENT BALLOON INDICATES PANEL DESIGNATION "H". SEE DRAWING E-1 FOR PANEL SCHEDULE.
	EQUIPMENT CABINET, ADJACENT LINE INDICATES CABINET FRONT.
	CONDUIT, INSTALLED CONCEALED IN WALL OR IN CEILING SPACE.
	CONDUIT, INSTALLED CONCEALED IN OR UNDER FLOOR OR BELOW GRADE, 3/4\"/>
	UNDERGROUND CONDUIT STUBOUT, STUB 5'-0\"/>
	EXISTING CONDUIT.
	NON ELECTRIC CLOCK WALL MOUNTED +90\", COORDINATE EXACT LOCATION/QUANTITY WITH DISTRICT.
	EXTERIOR SPEAKER AND VANDALPROOF GRILLE ON FLUSH WALL MOUNTED BACKBOX, PROVIDED IN MODULAR BUILDING +90\"/>
	SPEAKER, HOUSING & GRILLE, FLUSH CEILING MOUNTED.
	INTRUSION DETECTION SYSTEM MOTION SENSOR ON FLUSH CEILING MOUNTED OUTLET BOX.
	COMPUTER/DATA OUTLET, WITH A SINGLE UNIVERSAL OUTLET CONNECTOR, ON FLUSH WALL MOUNTED OUTLET BOX PROVIDED IN MODULAR BUILDING +18\"/>
	COMPUTER/DATA OUTLET, WITH A DUPLEX UNIVERSAL OUTLET CONNECTORS, ON FLUSH WALL MOUNTED OUTLET BOX PROVIDED IN MODULAR BUILDING +18\"/>
	DUPLEX CONVENIENCE RECEPTACLE VERTICAL ON FLUSH WALL MOUNTED OUTLET BOX, +18\"/>
	DOUBLE DUPLEX (FOUR-PLEX) CONVENIENCE RECEPTACLE ON ONE FLUSH WALL MOUNTED OUTLET BOX +18\"/>
	DUPLEX CONVENIENCE RECEPTACLE VERTICAL ON FLUSH CEILING MOUNTED OUTLET BOX, ADJACENT TO CEILING PROJECTOR OUTLET.
	CIRCUIT BREAKER
	MODULAR BUILDING GROUND ROD. SEE DETAIL C-E-0-3
	PRECAST CONCRETE PULL BOX WITH TRAFFIC COVER FLUSH WITH FINISH GRADE.
	ABOVE FINISH FLOOR AMP, A C.O. E FA GF GRD KW LP 2P 3P
	PROVIDE FURNISH, INSTALL AND CONNECT. UNLESS NOTED OTHERWISE WEATHERPROOF
	DETAIL CALLOUT, "C" INDICATES DETAIL. "E-2" INDICATES DRAWING WHERE DETAIL OCCURS.
	PLAN NOTE CALLOUT. REFER TO CORRESPONDING NOTE ON DRAWING WHERE CALLOUT OCCURS.
	RGS EMCS
	FLUORESCENT LIGHTING FIXTURE, RECESS MOUNTED, WITH OUTLET BOX.
	LIGHTING FIXTURE, SURFACE OR FLUSH MOUNTED AS INDICATED ON FIXTURE SCHEDULE, ON WALL MOUNTED OUTLET BOX +90\"/>
	OUTLET ON EMERGENCY LIGHTING CIRCUIT.
	LIGHTING FIXTURE RECESSED MOUNTED WITH OUTLET BOX AND REMOTE MOUNTED JUNCTION BOX CONCEALED ABOVE ACCESSIBLE CEILING. PROVIDE FLEXIBLE CONDUIT CONNECTION 6\"/>
	POST TOP LIGHTING STANDARD, POLE MOUNTED LUMINAIRE AND POLE SUPPORT BASE.
	EXIT SIGN SINGLE FACE, ON FLUSH CEILING MOUNTED OUTLET BOX. ARROW INDICATES DIRECTIONAL ARROW ON EXIT SIGN FACE. REFER TO ARCHITECTURAL DRAWINGS FOR PHOTOLUMINESCENT, FLOOR-LEVEL EXIT MARKERS AND EXIT PATH MARKINGS.
	EXIT SIGN, ON FLUSH WALL MOUNTED OUTLET BOX, +90\"/>
	FIXTURE SCHEDULE DESIGNATION: "2" INDICATES FIXTURE TYPE, "100" INDICATES FIXTURE TOTAL WATTAGE.
	SINGLE POLE TOGGLE SWITCH, ON FLUSH WALL MOUNTED OUTLET BOX, +45\"/>
	SINGLE POLE TOGGLE SWITCH, ON FLUSH WALL MOUNTED OUTLET BOX, +45\"/>
	OCCUPANCY MOTION SENSOR ON FLUSH CEILING MOUNTED OUTLET BOX.
	DUPLEX CONVENIENCE RECEPTACLE WITH INTERNAL GROUND FAULT INTERRUPTER, VERTICAL ON FLUSH WALL MOUNTED OUTLET BOX +18\"/>
	DUPLEX CONVENIENCE RECEPTACLE WITH INTERNAL GROUND FAULT INTERRUPTER, HORIZONTAL ON FLUSH WALL MOUNTED OUTLET BOX, +6\"/>
	DUPLEX CONVENIENCE RECEPTACLE, WITH INTERNAL GROUND FAULT INTERRUPTER, IN FLUSH WALL MOUNTED ENCLOSURE WITH HINGED DOOR, LOCK AND KEY, +18\"/>
	CONDUIT, INSTALLED CONCEALED IN WALL OR IN CEILING SPACE.
	1/2\"/>
	3/4\"/>
	1\"/>
	1 1/4\"/>
	1 3/4\"/>
	2\"/>
	2 1/2\"/>
	3\"/>
	3 1/2\"/>
	4\"/>
	4 1/2\"/>
	5\"/>
	5 1/2\"/>
	6\"/>
	6 1/2\"/>
	7\"/>
	7 1/2\"/>
	8\"/>
	8 1/2\"/>
	9\"/>
	9 1/2\"/>
	10\"/>
	10 1/2\"/>
	11\"/>
	11 1/2\"/>
	12\"/>
	12 1/2\"/>
	13\"/>
	13 1/2\"/>
	14\"/>
	14 1/2\"/>
	15\"/>
	15 1/2\"/>
	16\"/>
	16 1/2\"/>
	17\"/>
	17 1/2\"/>
	18\"/>
	18 1/2\"/>
	19\"/>
	19 1/2\"/>
	20\"/>
	20 1/2\"/>
	21\"/>
	21 1/2\"/>
	22\"/>
	22 1/2\"/>
	23\"/>
	23 1/2\"/>
	24\"/>
	24 1/2\"/>
	25\"/>
	25 1/2\"/>
	26\"/>
	26 1/2\"/>
	27\"/>
	27 1/2\"/>
	28\"/>
	28 1/2\"/>
	29\"/>
	29 1/2\"/>
	30\"/>
	30 1/2\"/>
	31\"/>
	31 1/2\"/>
	32\"/>
	32 1/2\"/>
	33\"/>
	33 1/2\"/>
	34\"/>
	34 1/2\"/>
	35\"/>
	35 1/2\"/>
	36\"/>
	36 1/2\"/>
	37\"/>
	37 1/2\"/>
	38\"/>
	38 1/2\"/>
	39\"/>
	39 1/2\"/>
	40\"/>
	40 1/2\"/>
	41\"/>
	41 1/2\"/>
	42\"/>
	42 1/2\"/>
	43\"/>
	43 1/2\"/>
	44\"/>
	44 1/2\"/>
	45\"/>
	45 1/2\"/>
	46\"/>
	46 1/2\"/>
	47\"/>
	47 1/2\"/>
	48\"/>
	48 1/2\"/>
	49\"/>
	49 1/2\"/>
	50\"/>
	50 1/2\"/>
	51\"/>
	51 1/2\"/>
	52\"/>
	52 1/2\"/>
	53\"/>
	53 1/2\"/>
	54\"/>
	54 1/2\"/>
	55\"/>
	55 1/2\"/>
	56\"/>
	56 1/2\"/>
	57\"/>
	57 1/2\"/>
	58\"/>
	58 1/2\"/>
	59\"/>
	59 1/2\"/>
	60\"/>
	60 1/2\"/>
	61\"/>
	61 1/2\"/>
	62\"/>
	62 1/2\"/>
	63\"/>
	63 1/2\"/>
	64\"/>
	64 1/2\"/>
	65\"/>
	65 1/2\"/>
	66\"/>
	66 1/2\"/>
	67\"/>
	67 1/2\"/>
	68\"/>
	68 1/2\"/>
	69\"/>
	69 1/2\"/>
	70\"/>
	70 1/2\"/>
	71\"/>
	71 1/2\"/>
	72\"/>
	72 1/2\"/>
	73\"/>
	73 1/2\"/>
	74\"/>
	74 1/2\"/>
	75\"/>
	75 1/2\"/>
	76\"/>
	76 1/2\"/>
	77\"/>
	77 1/2\"/>
	78\"/>
	78 1/2\"/>
	79\"/>
	79 1/2\"/>
	80\"/>
	80 1/2\"/>
	81\"/>
	81 1/2\"/>
	82\"/>
	82 1/2\"/>
	83\"/>
	83 1/2\"/>
	84\"/>
	84 1/2\"/>
	85\"/>
	85 1/2\"/>
	86\"/>
	86 1/2\"/>
	87\"/>
	87 1/2\"/>
	88\"/>
	88 1/2\"/>
	89\"/>
	89 1/2\"/>
	90\"/>
	90 1/2\"/>
	91\"/>
	91 1/2\"/>
	92\"/>
	92 1/2\"/>
	93\"/>
	93 1/2\"/>
	94\"/>
	94 1/2\"/>
	95\"/>
	95 1/2\"/>
	96\"/>
	96 1/2\"/>
	97\"/>
	97 1/2\"/>
	98\"/>
	98 1/2\"/>
	99\"/>
	99 1/2\"/>
	100\"/>
	100 1/2\"/>
	101\"/>
	101 1/2\"/>
	102\"/>
	102 1/2\"/>
	103\"/>
	103 1/2\"/>
	104\"/>
	104 1/2\"/>
	105\"/>
	105 1/2\"/>
	106\"/>
	106 1/2\"/>
	107\"/>
	107 1/2\"/>
	108\"/>
	108 1/2\"/>
	109\"/>
	109 1/2\"/>
	110\"/>
	110 1/2\"/>
	111\"/>
	111 1/2\"/>
	112\"/>
	112 1/2\"/>
	113\"/>
	113 1/2\"/>
	114\"/>
	114 1/2\"/>
	115\"/>
	115 1/2\"/>
	116\"/>
	116 1/2\"/>
	117\"/>
	117 1/2\"/>
	118\"/>
	118 1/2\"/>
	119\"/>
	119 1/2\"/>
	120\"/>
	120 1/2\"/>
	121\"/>
	121 1/2\"/>
	122\"/>
	122 1/2\"/>
	123\"/>
	123 1/2\"/>
	124\"/>
	124 1/2\"/>
	125\"/>
	125 1/2\"/>
	126\"/>
	126 1/2\"/>
	127\"/>
	127 1/2\"/>
	128\"/>
	128 1/2\"/>
	129\"/>
	129 1/2\"/>
	130\"/>
	130 1/2\"/>
	131\"/>
	131 1/2\"/>
	132\"/>
	132 1/2\"/>
	133\"/>
	133 1/2\"/>
	134\"/>
	134 1/2\"/>
	135\"/>
	135 1/2\"/>
	136\"/>
	136 1/2\"/>
	137\"/>
	137 1/2\"/>
	138\"/>
	138 1/2\"/>
	139\"/>
	139 1/2\"/>
	140\"/>
	140 1/2\"/>
	141\"/>
	141 1/2\"/>

