

# BOND REPORT

Citizens' Oversight Committee

SEPTEMBER 2016

Facilities Management Department







Marshall ES Playground

**On the Cover**

Marshall ES Playground

**CONTENTS**



Introduction	4
Bond Issue Status	5
Bond Spending by Issue	5
Measure T	
Bond Spending by Project and Issue	6
Bond Spending by Project Type	10
Bond Spending by Summary Account	11
Bond Spending by Account	11
Bond Spending by Project and Summary Account	12
Measure N	
Bond Spending by Project and Issue	16
Bond Spending by Project Type	18
Bond Spending by Summary Account	18
Bond Spending by Account	18
Bond Spending by Project and Summary Account	19





## Introduction

Richardson PREP

On March 2, 2004, the voters of the San Bernardino City Unified School District approved Measure T by a yes vote of 61.4%. Measure T provided for capital facilities bonds in the amount of \$140 million. Bond funds are being used in conjunction with available State bond and local funding to maximize the number of projects that can be accomplished. The Measure T bonds were planned to be issued in five separate series. As of this report, all five of the series have been issued. The first series, Series A, was sold in September 2004 and was used primarily to pay off Certificates of Participation used to construct school facilities. The Series B was sold in May 2006, Series C was sold in May 2007 and Series D and E were sold in March 2011 to fund new campuses, modernizations, SDC additions and other facilities upgrades and held as capitalized interest for the Qualified School Construction Bonds (QSCB) sold by the District.

On November 6, 2012, voters passed Bond Measure N - the San Bernardino City Unified School District Student Safety and School Repair Measure. Measure N provides bonds in the amount of \$250 million and passed overwhelmingly with over 69% of the vote. Measure N is providing improved educational opportunities by repairing and replacing leaky roofs, deteriorating classrooms, fire alarms security/electrical systems and removing asbestos as well as updating classroom technology, science labs and vocational education programs.

This report summarizes the spending of both Measure T and N Bond funds since Measure T's inception in 2004 through September 30, 2016. Cost reported may be subject to change as fiscal year Proposition 39 audits are completed.



Professional Development Center

## Bond Spending by Issue - Measures T and N

A total of \$127.4 million of the sold Measure T bonds and a total of \$38 million of the sold Measure N bonds have been spent as of September 30, 2016. The chart below indicates the amount spent by issue for each of the four project types (New Campuses, Special Day Classroom (SDC) Additions, Modernizations, and Other) for Measures T and N.

### Measure T

	Series A \$44,999,498 2004	Series B \$67,999,967 2006	Series C \$9,997,217 2007	Series D \$11,525,419 2011	Series E* \$5,447,434 2011
New Campus	\$22,032,295.49	\$38,919,444.08	\$585,153.55	\$165,809.54	\$0.00
SDC	\$3,454,342.82	\$25,128,962.40	\$4,612,824.62	\$164,720.64	\$0.00
Modernization	\$3,555,628.12	\$5,518,793.43	\$4,161,181.72	\$426,508.59	\$0.00
Other	\$2,661,318.99	\$5,650,117.82	\$595,991.54	\$5,109,277.07	\$0.00
Debt Service Payment	-	-	-	-	\$4,637,949.40
<b>Total</b>	<b>\$31,703,585.42</b>	<b>\$75,217,317.73</b>	<b>\$9,955,151.43</b>	<b>\$5,866,315.84</b>	<b>\$4,637,949.40</b>
<b>Grand Total</b>					<b>\$127,380,319.82</b>

### Measure N

	Series A \$30,278,209 2013	Series B* \$12,520,241 2013	Series C \$32,495,000 2015
New Campus	\$0.00	\$0.00	\$0.00
SDC	\$68,947.50	\$0.00	\$0.00
Modernization	0.00	\$0.00	\$0.00
Other	\$27,111,704.97	\$0.00	\$4,624,768.73
Debt Service Payment	-	\$6,137,478.59	-
<b>Total</b>	<b>\$27,180,652.47</b>	<b>\$6,137,478.59</b>	<b>\$4,624,768.73</b>
<b>Grand Total</b>			<b>\$37,942,899.79</b>

\*Funds managed by Business Services; details not included in this report.

## Bond Issue Status - Measures T and N

To date, the \$140 million of Measure T approved bonds have been sold in five series. Series A was issued in 2004 for \$45 million, Series B was issued in 2006 for \$68 million, Series C was issued in 2007 for \$10 million, and Series D & E were issued in 2011 for \$11.5 million and 5.7 million, respectively. Of the \$140 million, approximately \$12.6 million remains to be spent on active construction projects.

\$75.3 million of the \$250 million approved Measure N bonds have been sold in three series as of this report. Series A and B were issued in 2013 in the amounts of \$30.2 million and \$12.5 million, respectively. Series C was issued in 2015 in the amount of \$32.5 million. As of this report, \$38 million in expenditures have been spent.

### Measure T

	Series A \$44,999,498 2004	Series B \$67,999,967 2006	Series C \$9,997,217 2007	Series D \$11,525,419 2011	Series E \$5,447,434 2011
Interest Earned	\$197,616.43	\$4,640,514.33	\$846,146.10	\$214,337.75	\$2,245.80
Transfer to	Series B \$5,144,603.15	Series A \$5,144,603.15	-	-	-
Cost of Bond Issuance	\$973,070.29	\$1,608,296.00	\$0.00	\$530,930.05	\$811,579.87
Expenditures	\$31,703,585.42	\$75,217,317.73	\$9,955,151.43	\$5,866,315.84	\$4,637,949.40

### Measure N

	Series A \$30,278,209 2013	Series B \$12,520,241 2013	Series C \$32,495,000 2015
Interest Earned	\$199,824.97	\$263,721.00	\$53,393.47
Cost of Bond Issuance	\$278,209.06	\$160,000.00	\$122,903.39
Expenditures	\$27,180,652.47	\$6,137,478.59	\$4,624,768.73



## Bond Spending by Project and Issue - Measure T

The following tables indicate a breakdown of the \$122.7 million in bond expenditures for each project type (New Campuses, Special Day Classroom Additions, Modernizations and Other) by bond issuance and are listed alphabetically by school name. Bond funds were expended for more than one hundred projects. In many cases, these bond expenditures have been leveraged against matching funds from the State and local Developer Fees.

### Project Key

**NEW** = New Campus      **MOD** = Modernization      **ADD** = Addition      **MU** = Multi-Use Room  
**SDC** = Special Day Classroom      **KIT** = Kitchen      **GP** = Growth Portables

### New Construction Projects


ID	STATE PROJECT APPLICATION NUMBER	PROJECT NAME	PROJECT TYPE	EXPENDITURES FUND 21 G.O. BOND Series A	EXPENDITURES FUND 21 G.O. BOND Series B	EXPENDITURES FUND 21 G.O. BOND Series C	EXPENDITURES FUND 21 G.O. BOND Series D	BOND EXPENDITURES As of 9/30/2016
C03	50-67876-00-009	ANTON ES #45 - New Campus	NEW	\$5,969,753.22	\$0.00	\$0.00	\$0.00	\$5,969,753.22
C01	50-67876-00-072	BING WONG ES #48 - New Campus	NEW	\$2,030,165.00	\$14,940,874.30	\$61.43	\$0.00	\$16,971,100.73
C01a	50-67876-00-010	BING WONG ES #48 - New Campus	NEW	\$0.00	\$64,897.31	\$0.00	\$0.00	\$64,897.31
C32	50-67876-00-037	BURBANK II ES #54 - New Campus	NEW	\$0.00	\$65,662.00	\$71.01	\$0.00	\$65,733.01
C79	50-67876-00-078	CAPTAIN LELAND F. NORTON ES #52 - New Campus	NEW	\$0.00	\$3,886.00	\$0.00	\$0.00	\$3,886.00
C66"	50-67876-00-002	CHAVEZ MS - New Campus	NEW	\$1,166,366.16	\$464,879.16	\$0.00	\$0.00	\$1,631,245.32
C10	50-67876-00-004	COL. RODRIGUEZ PREP ACADEMY ES #47 - New Campus	NEW	\$3,420,535.76	\$7,567,354.73	\$0.00	\$0.00	\$10,987,890.49
C67 & C59	50-67876-00-065	CURTIS MS & SDC New Campus	NEW	\$874,075.99	\$14,093,895.23	\$0.00	\$0.00	\$14,967,971.22
C76	50-67876-00-075	DR. MILDRED D. HENRY ES #49 - New Campus	NEW	\$8,475.00	\$0.00	\$0.00	\$1,932.02	\$10,407.02
C80	50-67876-00-077	GEORGE BROWN JR. ES #53 - New Campus	NEW	\$8,250.00	\$28,746.74	\$0.00	\$0.00	\$36,996.74
C78	50-67876-00-076	GRACIANO GOMEZ ES #51 - New Campus	NEW	\$8,625.00	\$0.00	\$0.00	\$116,631.92	\$125,256.92
C81	50-67876-00-073	H. FRANK DOMINGUEZ ES #54 - New Campus	NEW	\$4,125.00	\$1,123,750.72	\$585,021.11	\$2,358.86	\$1,715,255.69
C82	50-67876-00-003	INDIAN SPRINGS HS #8 New Campus	NEW	\$134,058.40	\$21,004.33	\$0.00	\$0.00	\$155,062.73
C02	50-67876-00-005	JONES ES #46 - New Campus	NEW	\$8,186,789.82	\$8,887.64	\$0.00	\$0.00	\$8,195,677.46
C65	50-67876-00-008	LINCOLN II No. ES #44 - New Campus	NEW	\$27,900.00	\$0.00	\$0.00	\$0.00	\$27,900.00
C07	50-67876-00-014	LINCOLN II So. ES #52 - New Campus	NEW	\$23,744.49	\$241,843.13	\$0.00	\$0.00	\$265,587.62
C09	50-67876-00-080	MIDDLE COLLEGE HS - New Campus	NEW	\$139,369.95	\$18,539.38	\$0.00	\$0.00	\$157,909.33
C69	50-67876-00-001	MUSCOY MS #10 - New Campus	NEW	\$30,061.70	\$0.00	\$0.00	\$0.00	\$30,061.70
C84	50-67876-00-074	PAAKUMA' K-8 - #56 New Campus	NEW	\$0.00	\$43,279.67	\$0.00	\$44,886.74	\$88,166.41
C04	50-67876-00-011	ROOSEVELT II ES #49 - New Campus	NEW	\$0.00	\$86,503.85	\$0.00	\$0.00	\$86,503.85
C26	50-67876-00-031	WILSON II ES #53 - New Campus	NEW	\$0.00	\$145,439.89	\$0.00	\$0.00	\$145,439.89
<b>New Construction Projects Subtotals</b>				<b>\$22,032,295.49</b>	<b>\$38,919,444.08</b>	<b>\$585,153.55</b>	<b>\$165,809.54</b>	<b>\$61,702,702.66</b>



Pacifics HS - Sod Installation

## SDC/Addition Projects

ID	STATE PROJECT APPLICATION NUMBER	PROJECT NAME	PROJECT TYPE	EXPENDITURES FUND 21 G.O. BOND Series A	EXPENDITURES FUND 21 G.O. BOND Series B	EXPENDITURES FUND 21 G.O. BOND Series C	EXPENDITURES FUND 21 G.O. BOND Series D	BOND EXPENDITURES As of 9/30/2016
C45	50-67876-00-051	ARROWVIEW MS - SDC Addition	SDC	\$211.35	\$971,090.83	\$0.00	\$0.00	\$971,302.18
C68	50-67876-00-071	ARROYO VALLEY HS - Classroom Addtn	ADD	\$3,272,335.12	\$0.00	\$0.00	\$0.00	\$3,272,335.12
C37	50-67876-00-043	BARTON ES - SDC Addition	SDC	\$0.00	\$18,402.08	\$1,258,236.89	\$0.00	\$1,276,638.97
C51	50-67876-00-057	BRADLEY ES - SDC Addition	SDC	\$0.00	\$15,294.86	\$753.99	\$0.00	\$16,048.85
C49	50-67876-00-055	CAJON HS - SDC Addition	SDC	\$0.00	\$1,151,599.78	\$0.00	\$0.00	\$1,151,599.78
C52	50-67876-00-058	CYPRESS ES - SDC Addition	SDC	\$0.00	\$0.00	\$80,126.42	\$0.00	\$80,126.42
C46	50-67876-00-052	DEL VALLEJO MS - SDC Addition	SDC	\$0.00	\$2,031,351.70	\$0.00	\$0.00	\$2,031,351.70
C08	50-67876-00-042	GOLDEN VALLEY MS - Admin/Lib Repl	ADD	\$172,735.00	\$500.00	\$0.00	\$0.00	\$173,235.00
C60	50-67876-00-066	GOLDEN VALLEY MS - SDC Addition	SDC	\$0.00	\$1,124,912.26	\$0.00	\$0.00	\$1,124,912.26
C53	50-67876-00-059	HILLSIDE ES - SDC Addition	SDC	\$0.00	\$7,318.62	\$0.00	\$0.00	\$7,318.62
C40	50-67876-00-046	HUNT ES - SDC Addition	SDC	\$0.00	\$2,359.36	\$0.00	\$0.00	\$2,359.36
C47	50-67876-00-053	KING MS - SDC Addition	SDC	\$0.00	\$1,336,566.58	\$0.00	\$0.00	\$1,336,566.58
C98	56-67876-00-008	LANKERSHIM ES - Addition	ADD	\$0.00	\$2,608,886.37	\$21,250.30	\$0.00	\$2,630,136.67
C100	50-67876-00-085	LANKERSHIM ES - SDC Addition	SDC	\$0.00	\$826,941.62	\$1,506.50	\$0.00	\$828,448.12
C99	56-67876-00-004	LYTLE CREEK ES - Addition	ADD	\$0.00	\$420,619.90	\$1,825,879.78	\$30,840.88	\$2,277,340.56
C102	50-67876-00-081	LYTLE CREEK ES - SDC Addition	SDC	\$0.00	\$145,249.00	\$252,896.46	\$5,374.31	\$403,519.77
C95	56-67876-00-006	MUSCOY MS - Addition	ADD	\$0.00	\$7,165.14	\$0.00	\$53,242.86	\$60,408.00
C103	50-67876-00-082	MUSCOY MS - SDC Addition	SDC	\$0.00	\$8,459.16	\$2,793.93	\$2,184.73	\$13,437.82
C63	50-67876-00-069	PACIFIC HS - SDC Addition	SDC	\$0.00	\$1,111,782.51	\$0.00	\$0.00	\$1,111,782.51
C56	50-67876-00-062	PALM AVENUE ES - SDC Addition	SDC	\$0.00	\$139,512.25	\$1,005,178.02	\$0.00	\$1,144,690.27
C44	50-67876-00-050	ROOSEVELT ES - SDC Addition	SDC	\$0.00	\$211.25	\$0.00	\$0.00	\$211.25
C50	50-67876-00-056	SAN BERNARDINO HS - SDC Addition	SDC	\$8,850.00	\$1,219,794.10	\$0.00	\$0.00	\$1,228,644.10
C64	50-67876-00-070	SAN GORGONIO HS - SDC Addition	SDC	\$211.35	\$1,389,568.78	\$0.00	\$0.00	\$1,389,780.13
C48	50-67876-00-054	SERRANO MS - SDC Addition	SDC	\$0.00	\$1,489,518.10	\$0.00	\$0.00	\$1,489,518.10
C62	50-67876-00-068	SHANDIN HILLS MS - SDC Addition	SDC	\$0.00	\$1,503,527.36	\$5,058.79	\$0.00	\$1,508,586.15
C96	56-67876-00-009	VERMONT ES - Addition	ADD	\$0.00	\$4,040,132.58	\$102,233.39	\$2,790.47	\$4,145,156.44
C104	50-67876-00-084	VERMONT ES - SDC Addition	SDC	\$0.00	\$1,199,465.12	\$11,409.65	\$787.00	\$1,211,661.77
C97	56-67876-00-007	WILSON ES - Addition	ADD	\$0.00	\$1,807,686.30	\$39,816.76	\$52,277.29	\$1,899,780.35
C105	50-67876-00-084	WILSON ES - SDC Addition	SDC	\$0.00	\$551,046.79	\$5,683.74	\$17,223.10	\$573,953.63
<b>SDC/Addition Projects Subtotals</b>				<b>\$3,454,342.82</b>	<b>\$25,128,962.40</b>	<b>\$4,612,824.62</b>	<b>\$164,720.64</b>	<b>\$33,360,850.48</b>



Pacifics HS - Complete



**Bond Spending by Project and Issue - Measure T - cont.**

Growth Portables & Multi-Use Rooms Projects								
ID	STATE PROJECT APPLICATION NUMBER	PROJECT NAME	PROJECT TYPE	EXPENDITURES FUND 21 G.O. BOND Series A	EXPENDITURES FUND 21 G.O. BOND Series B	EXPENDITURES FUND 21 G.O. BOND Series C	EXPENDITURES FUND 21 G.O. BOND Series D	BOND EXPENDITURES As of 9/30/2016
C35	50-67876-00-040	BARTON ES - Growth Portables	GP	\$0.00	\$1,500.00	\$0.00	\$0.00	\$1,500.00
C34	50-67876-00-039	CAJON HS - Growth Portables	GP	\$95,029.48	\$1,500.00	\$0.00	\$0.00	\$96,529.48
C75	52-67876-00-002	CHAVEZ JOINT USE GYM	MU	\$1,545,196.17	\$0.00	\$0.00	\$0.00	\$1,545,196.17
C33	50-67876-00-038	DEL VALLEJO MS - Growth Portables	GP	\$263,830.92	\$1,500.00	\$0.00	\$0.00	\$265,330.92
Growth	N/A	GROWTH PROJECTS	GP	\$68,270.45	\$0.00	\$0.00	\$0.00	\$68,270.45
C86	N/A	MIDDLE COLLEGE HS PORTABLES - Interim Housing	GP	\$3,103.20	\$0.00	\$0.00	\$0.00	\$3,103.20
C36	50-67876-00-041	URBITA ES - Growth Portables	GP	\$258,602.11	\$1,500.00	\$0.00	\$0.00	\$260,102.11
<b>Growth &amp; MultiUse Room Projects Subtotals</b>				<b>\$2,234,032.33</b>	<b>\$6,000.00</b>	<b>\$0.00</b>	<b>\$0.00</b>	<b>\$2,240,032.33</b>

Modernization Projects								
ID	STATE PROJECT APPLICATION NUMBER	PROJECT NAME	PROJECT TYPE	EXPENDITURES FUND 21 G.O. BOND Series A	EXPENDITURES FUND 21 G.O. BOND Series B	EXPENDITURES FUND 21 G.O. BOND Series C	EXPENDITURES FUND 21 G.O. BOND Series D	BOND EXPENDITURES As of 9/30/2016
M05	57-67876-00-050	ARROWVIEW MS - Modernization	MOD	\$0.00	\$6,330.46	\$811,806.14	\$0.00	\$818,136.60
M06	57-67876-00-051	BARTON ES - Modernization	MOD	\$0.00	\$9,635.28	\$80,000.33	\$0.00	\$89,635.61
M07	57-67876-00-052	BELVEDERE ES - Modernization	MOD	\$11,842.92	\$544,572.36	\$0.00	\$0.00	\$556,415.28
M49	57-67876-00-096	BRADLEY ES - Modernization	MOD	\$0.00	\$68,143.87	\$326,855.57	\$0.00	\$394,999.44
M58	58-67876-00-001	CAJON HS - Mod. Abatement	MOD	\$0.00	\$0.00	\$1,155,250.48	\$0.00	\$1,155,250.48
M09	57-67876-00-054	CAJON HS - Modernization	MOD	\$368,339.00	\$1,237,751.07	\$0.00	\$0.00	\$1,606,090.07
M13	57-67876-00-058	CURTIS MS - Modernization	MOD	\$97,058.54	\$950,130.70	\$0.00	\$0.00	\$1,047,189.24
M14	57-67876-00-059	CYPRESS ES - Modernization	MOD	\$0.00	\$15.46	\$0.00	\$37,781.73	\$37,797.19
M02	57-67876-00-060	DEL VALLEJO MS - Modernization	MOD	\$1,931,756.22	\$480,904.74	\$0.00	\$0.00	\$2,412,660.96
M15	57-67876-00-061	EMMERTON ES - Modernization	MOD	\$0.00	\$4,617.86	\$315,375.70	\$0.00	\$319,993.56
M16	57-67876-00-062	FAIRFAX ES - Modernization	MOD	\$0.00	\$1,345.93	\$0.00	\$0.00	\$1,345.93
M17	57-67876-00-063	GOLDEN VALLEY MS - Modernization	MOD	\$341,142.59	\$0.00	\$0.00	\$0.00	\$341,142.59
M18	57-67876-00-064	HIGHLAND PACIFIC ES - Modernization	MOD	\$0.00	\$72,033.88	\$28,631.12	\$0.00	\$100,665.00
M20	57-67876-00-066	HUNT ES - Modernization	MOD	\$0.00	\$735.12	\$0.00	\$0.00	\$735.12
M23	57-67876-00-069	KIMBARK ES - Modernization	MOD	\$378,887.52	\$0.00	\$0.00	\$0.00	\$378,887.52
M24	57-67876-00-070	LANKERSHIM ES - Modernization	MOD	\$0.00	\$0.00	\$2,239.82	\$0.00	\$2,239.82
M25	57-67876-00-071	LINCOLN ES - Modernization	MOD	\$0.00	\$46,770.19	\$0.00	\$0.00	\$46,770.19
M26	57-67876-00-072	LYTLE CREEK ES - Modernization	MOD	\$0.00	\$2,000.00	\$3,507.00	\$0.00	\$5,507.00
M28	57-67876-00-074	MUSCOY ES - Modernization	MOD	\$0.00	\$6,795.00	\$0.00	\$0.00	\$6,795.00
M31	57-67876-00-077	NORTH PARK ES - Modernization	MOD	\$16,033.04	\$0.00	\$0.00	\$0.00	\$16,033.04
M32	57-67876-00-078	OEHL ES - Modernization	MOD	\$27,529.37	\$15,908.61	\$39,494.32	\$0.00	\$82,932.30
M47	57-67876-00-093	PACIFIC HS - Modernization	MOD	\$0.00	\$11,516.51	\$0.00	\$325,007.44	\$336,523.95
M33	57-67876-00-079	RAMONA-ALESSANDRO ES - Modernization	MOD	\$0.00	\$0.00	\$0.00	\$60,393.92	\$60,393.92
M35	57-67876-00-081	RILEY ES - Modernization	MOD	\$0.00	\$180,185.33	\$0.00	\$0.00	\$180,185.33
M10	57-67876-00-055	SALINAS ES - Modernization	MOD	\$0.00	\$94,040.98	\$137,706.74	\$0.00	\$231,747.72
M51	57-67876-00-094	SAN ANDREAS HS - Modernization	MOD	\$0.00	\$22,720.67	\$0.00	\$1,691.50	\$24,412.17
M38	57-67876-00-084	SAN BERNARDINO HS - Modernization	MOD	\$33,410.88	\$1,107,203.00	\$0.00	\$0.00	\$1,140,613.88
M40	57-67876-00-086	SERRANO MS - Modernization	MOD	\$87,801.86	\$293,229.88	\$1,255,265.49	\$0.00	\$1,636,297.23
M41	57-67876-00-087	SHANDIN HILLS MS - Modernization	MOD	\$218,413.51	\$0.00	\$0.00	\$0.00	\$218,413.51
M52	57-67876-00-095	SIERRA HS - Modernization	MOD	\$0.00	\$17,636.60	\$0.00	\$1,634.00	\$19,270.60
M42	57-67876-00-088	THOMPSON ES - Modernization	MOD	\$43,412.67	\$342,890.30	\$0.00	\$0.00	\$386,302.97
M46	57-67876-00-099	WARM SPRINGS ES - Modernization	MOD	\$0.00	\$0.00	\$5,049.01	\$0.00	\$5,049.01
M45	57-67876-00-091	WILSON ES - Modernization	MOD	\$0.00	\$1,679.63	\$0.00	\$0.00	\$1,679.63
<b>Modernization Projects Subtotals</b>				<b>\$3,555,628.12</b>	<b>\$5,518,793.43</b>	<b>\$4,161,181.72</b>	<b>\$426,508.59</b>	<b>\$13,662,111.86</b>

Other Projects								
ID	STATE PROJECT APPLICATION NUMBER	PROJECT NAME	PROJECT TYPE	EXPENDITURES FUND 21 G.O. BOND Series A	EXPENDITURES FUND 21 G.O. BOND Series B	EXPENDITURES FUND 21 G.O. BOND Series C	EXPENDITURES FUND 21 G.O. BOND Series D	BOND EXPENDITURES As of 9/30/2016
P16	N/A	ARROWVIEW MS - 21st Century Classroom Other	OTHER	\$0.00	\$9,239.87	\$25,867.86	\$0.00	\$35,107.73
P18	N/A	ARROWVIEW MS - Kitchen Remodel	OTHER	\$0.00	\$50.00	\$0.00	\$0.00	\$50.00
P24	N/A	ARROWVIEW MS HVAC	OTHER	\$0.00	\$74,674.04	\$79,681.02	\$1,946.30	\$156,301.36
P21	N/A	CAJON HS - Kitchen Remodel	OTHER	\$0.00	\$6.00	\$0.00	\$0.00	\$6.00
P25	N/A	CAJON HS HVAC	OTHER	\$0.00	\$14,563.77	\$0.00	\$1,965.91	\$16,529.68
P83	N/A	CAJON HS Theatre Renovation	OTHER	\$0.00	\$0.00	\$0.00	\$33,233.91	\$33,233.91
P80	N/A	CDS Multi-Use Room	OTHER	\$0.00	\$1,470,274.63	\$0.00	\$46,222.83	\$1,516,497.46
P82	N/A	CID Annex Remodel	OTHER	\$0.00	\$0.00	\$0.00	\$2,000.00	\$2,000.00
P86	N/A	CID Main Building	OTHER	\$0.00	\$1,078.35	\$0.00	\$0.00	\$1,078.35
P14	N/A	COL. RODRIGUEZ PREP MS Portables	OTHER	\$0.00	\$3,485.64	\$0.00	\$0.00	\$3,485.64
P19	N/A	CURTIS MS - Kitchen Remodel	OTHER	\$0.00	\$6.00	\$0.00	\$0.00	\$6.00
P61	N/A	CYPRESS ES - Fascia Board	OTHER	\$0.00	\$0.00	\$0.00	\$6,074.00	\$6,074.00
DMT	N/A	DEFERRED MAINTENANCE PROJECTS	OTHER	\$0.00	\$253,356.48	\$0.00	\$0.00	\$253,356.48
P26	N/A	DEL VALLEJO MS HVAC	OTHER	\$0.00	\$0.00	\$48,632.99	\$1,946.47	\$50,579.46
P88	N/A	DISTRICTWIDE PLAYGROUND IMPROVEMENTS	OTHER	\$0.00	\$979,066.02	\$43,838.22	\$568,519.80	\$1,591,424.04
P75	N/A	DSA CLOSOUT PROJECTS	OTHER	\$0.00	\$32,596.05	\$0.00	\$189,136.55	\$221,732.60
P27	N/A	GOLDEN VALLEY MS HVAC	OTHER	\$0.00	\$19,313.20	\$112,901.83	\$1,946.47	\$134,161.50
P62	N/A	HIGHLAND PACIFIC ES - Fascia Board	OTHER	\$0.00	\$0.00	\$0.00	\$3,699.00	\$3,699.00
P63	N/A	HILLSIDE ES - Fascia Board	OTHER	\$0.00	\$0.00	\$0.00	\$3,699.00	\$3,699.00
P64	N/A	HUNT ES - Fascia Board	OTHER	\$0.00	\$0.00	\$0.00	\$3,699.00	\$3,699.00
P23	N/A	HUNT ES - Phase II	OTHER	\$0.00	\$153,193.86	\$0.00	\$0.00	\$153,193.86
P87	N/A	INDIAN SPRINGS HS CANOPIES\MISC.	OTHER	\$0.00	\$0.00	\$0.00	\$91,904.25	\$91,904.25
P54	N/A	INDIAN SPRINGS PERFORMING ARTS CENTER	OTHER	\$0.00	\$0.00	\$0.00	\$713.65	\$713.65
P56	N/A	INDIAN SPRINGS SPORTS COMPLEX	OTHER	\$0.00	\$942,833.49	\$0.00	\$0.00	\$942,833.49
P55	N/A	LYTLE CREEK ES INTERIM HOUSING	OTHER	\$0.00	\$0.00	\$166.80	\$568,592.88	\$568,759.68
P28	N/A	MARTIN LUTHER KING MS HVAC	OTHER	\$0.00	\$0.00	\$38,093.51	\$1,946.35	\$40,039.86
MN1	N/A	MEASURE N PROJECTS	OTHER	\$0.00	\$25,269.40	\$0.00	\$0.00	\$25,269.40
P100	N/A	MISC. MINOR PROJECTS	OTHER	\$0.00	\$44,963.71	\$0.00	\$6,790.00	\$51,753.71
P65	N/A	NORTH VERDEMONT ES - Fascia Board	OTHER	\$0.00	\$0.00	\$0.00	\$3,699.00	\$3,699.00
P59	N/A	ORG PORTABLE REMOVAL	OTHER	\$0.00	\$8,415.60	\$173,520.02	\$0.00	\$181,935.62
P11	N/A	PACIFIC HS - 21st Century Classroom	OTHER	\$0.00	\$3,555.91	\$14,687.36	\$0.00	\$18,243.27
P11	N/A	PACIFIC HS - Kitchen Remodel	OTHER	\$0.00	\$9,193.83	\$0.00	\$0.00	\$9,193.83
P29	N/A	PACIFIC HS HVAC	OTHER	\$0.00	\$0.00	\$0.00	\$26,965.88	\$26,965.88
P09	N/A	PALM AVENUE ES - Lunch Shelter	OTHER	\$0.00	\$64,182.07	\$0.00	\$0.00	\$64,182.07
P70	N/A	PROFESSIONAL DEVELOPMENT CENTER	OTHER	\$0.00	\$0.00	\$0.00	\$2,619,918.86	\$2,619,918.86
N/A	N/A	PROGRAM CONTRACTS	OTHER	\$426,503.96	\$687,708.23	\$0.00	\$195,889.67	\$1,310,101.86
P73	N/A	RICHARDSON PREP HS LUNCH SHELTER	OTHER	\$0.00	\$0.00	\$0.00	\$171,823.97	\$171,823.97
P30	N/A	RICHARDSON PREP HVAC	OTHER	\$0.00	\$17,855.45	\$25,824.67	\$1,946.35	\$45,626.47
P74	N/A	RILEY ES LUNCH SHELTER	OTHER	\$0.00	\$0.00	\$0.00	\$211,171.47	\$211,171.47
P66	N/A	RIO VISTA ES - Fascia Board	OTHER	\$0.00	\$0.00	\$0.00	\$3,699.00	\$3,699.00
P67	N/A	ROOSEVELT ES - Fascia Board	OTHER	\$0.00	\$0.00	\$0.00	\$3,699.00	\$3,699.00
P10	N/A	SAN ANDREAS HS - Kitchen Remodel	OTHER	\$0.00	\$14,747.96	\$0.00	\$0.00	\$14,747.96
P16	N/A	SAN BERNARDINO HS - 21st Century Classroom Other	OTHER	\$0.00	\$3,559.15	\$20,535.58	\$0.00	\$24,094.73
P22	N/A	SAN BERNARDINO HS - Kitchen Remodel	OTHER	\$782.70	\$0.00	\$0.00	\$0.00	\$782.70
P17	N/A	SAN BERNARDINO HS - Library Replacement	OTHER	\$0.00	\$422.50	\$14,741.68	\$0.00	\$15,164.18
P45	N/A	SAN BERNARDINO HS AUDITORIUM UPGRADES	OTHER	\$0.00	\$445,937.34	\$0.00	\$45,591.67	\$491,529.01
P32	N/A	SAN BERNARDINO HS HVAC	OTHER	\$0.00	-\$1,557.55	\$0.00	\$1,965.21	\$407.66
P76	N/A	SECURITY IMPROVEMENTS (19 Sites)	OTHER	\$0.00	\$108.38	\$0.00	\$0.00	\$108.38
P49	N/A	SERRANO MS - Phase II	OTHER	\$0.00	\$55,872.28	\$0.00	\$0.00	\$55,872.28
P20	N/A	SERRANO MS - Kitchen Remodel	OTHER	\$0.00	\$50.00	\$0.00	\$0.00	\$50.00





### Bond Spending by Project and Issue - Measure T - cont.

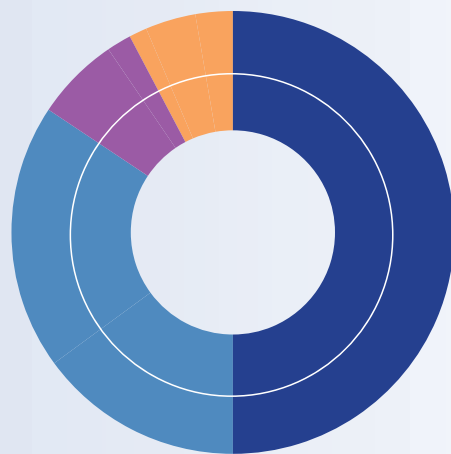
#### Project Key

**NEW** = New Campus      **MOD** = Modernization      **ADD** = Addition      **MU** = Multi-Use Room  
**SDC** = Special Day Classroom      **KIT** = Kitchen      **GP** = Growth Portables

#### Other Projects - cont.

ID	STATE PROJECT APPLICATION NUMBER	PROJECT NAME	PROJECT TYPE	EXPENDITURES	EXPENDITURES	EXPENDITURES	EXPENDITURES	BOND EXPENDITURES As of 9/30/2016
				FUND 21 G.O. BOND Series A	FUND 21 G.O. BOND Series B	FUND 21 G.O. BOND Series C	FUND 21 G.O. BOND Series D	
P33	N/A	SERRANO MS HVAC	OTHER	\$0.00	\$178,407.52	\$0.00	\$1,972.01	\$180,379.53
P12	N/A	SHANDIN HILLS MS - Kitchen Remodel	OTHER	\$0.00	\$60,502.09	\$0.00	\$0.00	\$60,502.09
P34	N/A	SHANDIN HILLS MS HVAC	OTHER	\$0.00	\$71,186.55	-\$2,500.00	\$1,972.00	\$70,658.55
P58	N/A	VERMONT TO LINCOLN PRESCHOOL	OTHER	\$0.00	\$0.00	\$0.00	\$284,926.61	\$284,926.61
<b>Other Projects Subtotal</b>				<b>\$427,286.66</b>	<b>\$5,644,117.82</b>	<b>\$595,991.54</b>	<b>\$5,109,277.07</b>	<b>\$11,776,673.09</b>
<b>Grand Totals</b>				<b>\$31,703,585.42</b>	<b>\$75,217,317.73</b>	<b>\$9,955,151.43</b>	<b>\$5,866,315.84</b>	<b>\$122,742,370.42</b>

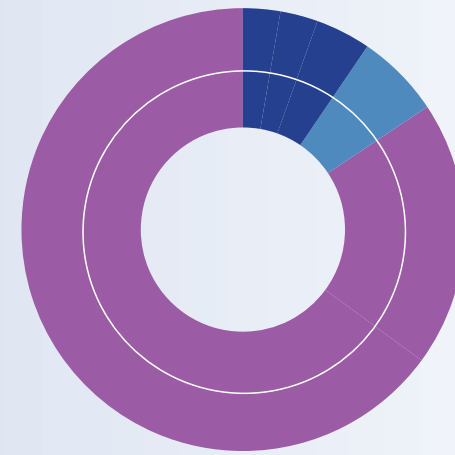
### Bond Spending by Project Type - Measure T



The \$122.7 million of bond expenditures have been made for New Campuses, Special Day Classroom Additions, Modernizations and other small projects such as lunch shelters, multi-use room site improvements, and growth portables. Most of the expenditures have been made for New Campus projects at 50.3% (\$61.7 million) of the total funds spent with the balance of expenditures spread among the remaining three project types.

New Campus	\$ 61,702,702.66	50.3%
SDC	\$ 33,360,850.48	27.2%
Modernization	\$ 13,662,111.86	11.1%
Other	\$ 14,016,705.42	11.4%
<b>Grand Total</b>	<b>\$ 122,742,370.42</b>	<b>100.0%</b>

### Bond Spending by Summary Account - Measure T

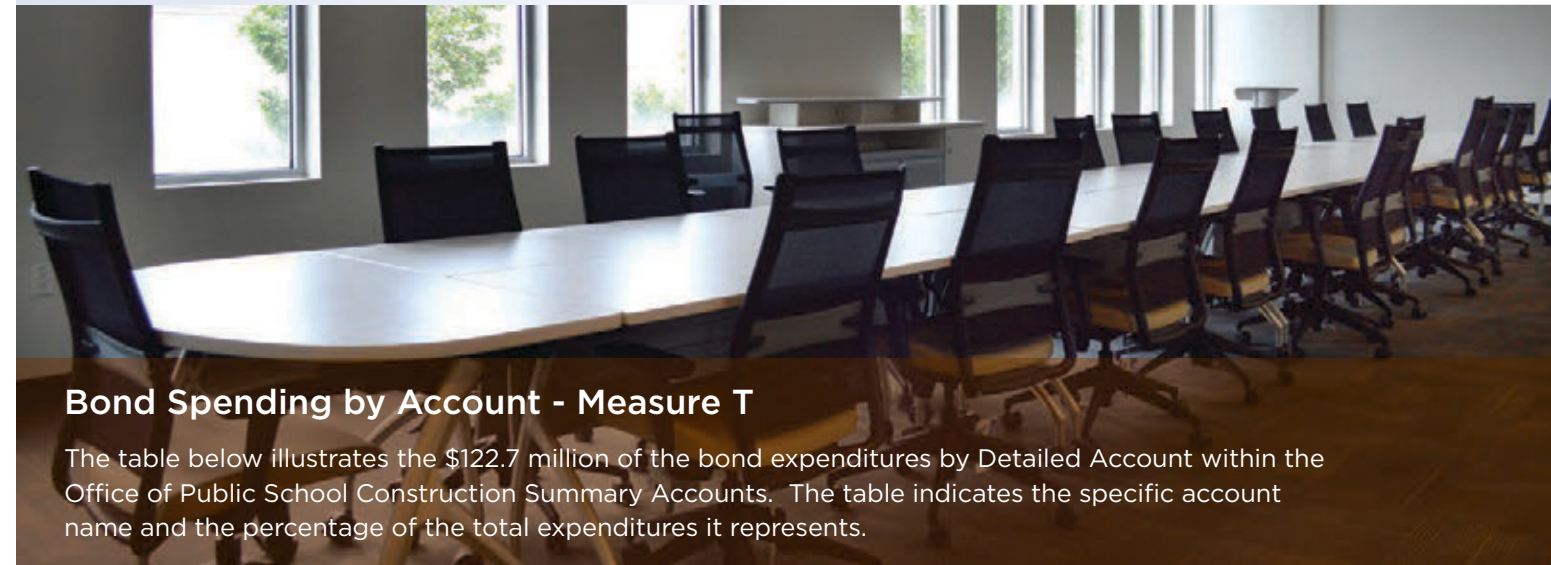


The Bond Spending by Summary Account chart illustrates the \$122.7 million of bond expenditures by the Summary Accounts established by the Office of Public School Construction. These four standard cost categories include:

- Site
- Construction
- Planning
- Other

Most of the expenditures have been made for Construction at 77.3% (\$94.9 million) with the other expenditures totaling \$27.8 million combined.

Site	\$ 15,410,080.97	12.6%
Planning	\$ 12,473,771.25	10.2%
Construction	\$ 94,858,518.20	77.3%
<b>Grand Total</b>	<b>\$ 122,742,370.42</b>	<b>100.0%</b>



### Bond Spending by Account - Measure T

The table below illustrates the \$122.7 million of the bond expenditures by Detailed Account within the Office of Public School Construction Summary Accounts. The table indicates the specific account name and the percentage of the total expenditures it represents.

Professional Development Center

#### Site

PURCHASE PRICE OF PROPERTY	\$5,262,636.76	4.29%
APPRAISAL FEES	\$118,380.00	0.10%
ESCROW COSTS	\$26,002.67	0.02%
SURVEY COSTS	\$154,219.59	0.13%
SITE SUPPORT COSTS	\$806,108.00	0.66%
HAZARDOUS WASTE REMOVAL	\$916,015.11	0.75%
OTHER SITE COSTS	\$7,327,587.03	5.97%
RELOCATION ASSISTANCE	\$799,131.81	0.65%
<b>Site Subtotal</b>	<b>\$15,410,080.97</b>	<b>12.55%</b>

#### Planning

ARCHITECT/ENGINEERING FEES	\$6,011,531.97	4.90%
DSA FEES	\$630,988.57	0.51%
CDE FEES	\$29,674.15	0.02%
PRELIMINARY TESTS	\$273,122.75	0.22%
OTHER COSTS	\$5,528,453.81	4.50%
<b>Planning Subtotal</b>	<b>\$12,473,771.25</b>	<b>10.16%</b>

#### Construction

MAIN CONSTRUCTION	\$67,798,336.11	55.24%
CONSTRUCTION MANAGEMENT	\$8,061,830.26	6.57%
DEMOLITION	\$210,665.11	0.17%
OTHER CONSTRUCTION	\$10,516,752.41	8.57%
INTERIM HOUSING	\$395,774.13	0.32%
LABOR COMPLIANCE PROGRAM	\$51,960.12	0.04%
INSPECTIONS	\$2,385,318.13	1.94%
CONSTRUCTION TESTS	\$1,510,283.48	1.23%
FURNITURE & EQUIPMENT	\$3,927,598.45	3.20%
<b>Construction Subtotal</b>	<b>\$94,858,518.20</b>	<b>77.28%</b>

**GRAND TOTAL**      **\$122,742,370.42**      **100.00%**



## Bond Spending by Project and Summary Account - Measure T

The table below indicates a breakdown of the \$122.7 million in bond expenditures for each project by Summary Account. The projects are organized by type (Special Day Classrooms, Modernizations, Additions and Other) and are listed alphabetically by project name.

### Project Key

**NEW** = New Campus      **MOD** = Modernization      **ADD** = Addition      **MU** = Multi-Use Room  
**SDC** = Special Day Classroom      **KIT** = Kitchen      **GP** = Growth Portables

### New Construction Projects

ID	STATE PROJECT APPLICATION NUMBER	PROJECT NAME	PROJECT TYPE	SITE	PLANNING	CONSTRUCTION	BOND EXPENDITURE As of 9/30/2016
C03	50-67876-00-009	ANTON ES #45 - New Campus	NEW	\$1,398,045.63	\$292,834.09	\$4,278,873.50	\$5,969,753.22
C01	50-67876-00-072	BING WONG ES #48 - New Campus	NEW	\$2,137,233.58	\$1,451,212.54	\$13,382,654.61	\$16,971,100.73
C01a	50-67876-00-010	BING WONG ES #48 - New Campus	NEW	\$0.00	\$64,417.31	\$480.00	\$64,897.31
C32	50-67876-00-037	BURBANK II ES #54 - New Campus	NEW	\$1,500.00	\$64,233.01	\$0.00	\$65,733.01
C79	50-67876-00-078	CAPTAIN LELAND F. NORTON ES #52 - New Campus	NEW	\$0.00	\$0.00	\$3,886.00	\$3,886.00
C66	50-67876-00-002	CHAVEZ MS - New Campus	NEW	\$3,374.56	\$239,500.92	\$1,388,369.84	\$1,631,245.32
C10	50-67876-00-004	COL. RODRIGUEZ PREP ACADEMY ES #47 - New Campus	NEW	\$3,149,498.85	\$153,426.80	\$7,684,964.84	\$10,987,890.49
C67 & C59	50-67876-00-065	CURTIS MS & SDC New Campus	NEW	\$1,042,906.05	\$865,234.42	\$13,059,830.75	\$14,967,971.22
C76	50-67876-00-075	DR. MILDRED D. HENRY ES #49 - New Campus	NEW	\$8,475.00	\$1,932.02	\$0.00	\$10,407.02
C80	50-67876-00-077	GEORGE BROWN JR. ES #53 - New Campus	NEW	\$21,416.58	\$530.16	\$15,050.00	\$36,996.74
C78	50-67876-00-076	GRACIANO GOMEZ ES #51 - New Campus	NEW	\$8,625.00	\$36,980.50	\$79,651.42	\$125,256.92
C81	50-67876-00-073	H. FRANK DOMINGUEZ ES #54 - New Campus	NEW	-\$13,807.22	\$126,400.22	\$1,602,662.69	\$1,715,255.69
C82	50-67876-00-003	INDIAN SPRINGS HS #8 New Campus	NEW	\$134,447.80	\$18,269.00	\$2,345.93	\$155,062.73
C02	50-67876-00-005	JONES ES #46 - New Campus	NEW	\$5,991,405.98	\$73,665.60	\$2,130,605.88	\$8,195,677.46
C65	50-67876-00-008	LINCOLN II No. Es #44 - New Campus	NEW	\$25,400.00	\$0.00	\$2,500.00	\$27,900.00
C07	50-67876-00-014	LINCOLN II So. Es #52 - New Campus	NEW	\$33,594.49	\$231,993.13	\$0.00	\$265,587.62
C09	50-67876-00-080	MIDDLE COLLEGE HS - New Campus	NEW	\$76,298.35	\$81,610.98	\$0.00	\$157,909.33
C69	50-67876-00-001	MUSCOY MS #10 - New Campus	NEW	\$9,525.00	\$20,536.70	\$0.00	\$30,061.70
C84	50-67876-00-074	PAAKUMA' K-8 - #56 New Campus	NEW	\$0.00	\$85,376.41	\$2,790.00	\$88,166.41
C04	50-67876-00-011	ROOSEVELT II ES #49 - New Campus	NEW	\$4,453.86	\$75,998.98	\$6,051.01	\$86,503.85
C26	50-67876-00-031	WILSON II ES #53 - New Campus	NEW	\$0.00	\$145,439.89	\$0.00	\$145,439.89
<b>New Construction Projects Subtotals</b>				<b>\$14,032,393.51</b>	<b>\$4,029,592.68</b>	<b>\$43,640,716.47</b>	<b>\$61,702,702.66</b>



ID	STATE PROJECT APPLICATION NUMBER	PROJECT NAME	PROJECT TYPE	SITE	PLANNING	CONSTRUCTION	BOND EXPENDITURE As of 9/30/2016
C45	50-67876-00-051	ARROWVIEW MS - SDC Addition	SDC	\$18,123.71	\$120,714.89	\$832,463.58	\$971,302.18
C68	50-67876-00-071	ARROYO VALLEY HS - Classroom Addtn	ADD	\$43,302.53	\$394,063.85	\$2,834,968.74	\$3,272,335.12
C37	50-67876-00-043	BARTON ES - SDC Addition	SDC	\$12,395.64	\$13,518.26	\$1,250,725.07	\$1,276,638.97
C51	50-67876-00-057	BRADLEY ES - SDC Addition	SDC	\$0.00	\$1,553.99	\$14,494.86	\$16,048.85
C49	50-67876-00-055	CAJON HS - SDC Addition	SDC	\$34,900.58	\$116,963.80	\$999,735.40	\$1,151,599.78
C52	50-67876-00-058	CYPRESS ES - SDC Addition	SDC	\$0.00	-\$1,200.00	\$81,326.42	\$80,126.42
C46	50-67876-00-052	DEL VALLEJO MS - SDC Addition	SDC	\$13,097.65	\$104,036.85	\$1,914,217.20	\$2,031,351.70
C08	50-67876-00-042	GOLDEN VALLEY MS - Admin/Lib Repl	ADD	\$0.00	\$24,125.00	\$149,110.00	\$173,235.00
C60	50-67876-00-066	GOLDEN VALLEY MS - SDC Addition	SDC	\$19,233.90	\$85,879.44	\$1,019,798.92	\$1,124,912.26
C53	50-67876-00-059	HILLSIDE ES - SDC Addition	SDC	\$0.00	\$7,318.62	\$0.00	\$7,318.62
C40	50-67876-00-046	HUNT ES - SDC Addition	SDC	\$0.00	\$1,176.99	\$1,182.37	\$2,359.36
C47	50-67876-00-053	KING MS - SDC Addition	SDC	\$14,175.54	\$70,708.49	\$1,251,682.55	\$1,336,566.58
C98	56-67876-00-008	LANKERSHIM ES - Addition	ADD	\$21,033.31	\$141,221.54	\$2,467,881.82	\$2,630,136.67
C100	50-67876-00-085	LANKERSHIM ES - SDC Addition	SDC	\$6,282.69	\$102,968.60	\$719,196.83	\$828,448.12
C99	56-67876-00-004	LYTLE CREEK ES - Addition	ADD	\$12,100.49	\$424,275.28	\$1,840,964.79	\$2,277,340.56
C102	50-67876-00-081	LYTLE CREEK ES - SDC Addition	SDC	\$3,614.45	\$135,298.25	\$264,607.07	\$403,519.77
C95	56-67876-00-006	MUSCOY MS - Addition	ADD	\$0.00	\$55,233.00	\$5,175.00	\$60,408.00
C103	50-67876-00-082	MUSCOY MS - SDC Addition	SDC	\$897.00	\$11,253.09	\$1,287.73	\$13,437.82
C63	50-67876-00-069	PACIFIC HS - SDC Addition	SDC	\$38,118.66	\$186,831.87	\$886,831.98	\$1,111,782.51
C56	50-67876-00-062	PALM AVENUE ES - SDC Addition	SDC	\$10,720.04	\$111,969.07	\$1,022,001.16	\$1,144,690.27
C44	50-67876-00-050	ROOSEVELT ES - SDC Addition	SDC	\$0.00	\$211.25	\$0.00	\$211.25
C50	50-67876-00-056	SAN BERNARDINO HS - SDC Addition	SDC	\$35,950.33	\$92,675.44	\$1,100,018.33	\$1,228,644.10
C64	50-67876-00-070	SAN GORGONIO HS - SDC Addition	SDC	\$12,265.53	\$119,342.46	\$1,258,172.14	\$1,389,780.13
C48	50-67876-00-054	SERRANO MS - SDC Addition	SDC	\$16,208.72	\$92,474.03	\$1,380,835.35	\$1,489,518.10
C62	50-67876-00-068	SHANDIN HILLS MS - SDC Addition	SDC	\$350.00	\$111,542.57	\$1,396,693.58	\$1,508,586.15
C96	56-67876-00-009	VERMONT ES - Addition	ADD	\$15,255.44	\$244,476.58	\$3,885,424.42	\$4,145,156.44
C104	50-67876-00-084	VERMONT ES - SDC Addition	SDC	\$3,756.18	\$51,382.60	\$1,156,522.99	\$1,211,661.77
C97	56-67876-00-007	WILSON ES - Addition	ADD	\$23,361.51	\$335,886.84	\$1,540,532.00	\$1,899,780.35
C105	50-67876-00-084	WILSON ES - SDC Addition	SDC	\$7,787.16	\$132,156.42	\$434,010.05	\$573,953.63
<b>SDC/Addition Projects Subtotals</b>				<b>\$362,931.06</b>	<b>\$3,288,059.07</b>	<b>\$29,709,860.35</b>	<b>\$33,360,850.48</b>



Bond Spending by Project and Summary Account - Measure T - cont.

Growth Portables & Multi-Use Rooms Projects							
ID	STATE PROJECT APPLICATION NUMBER	PROJECT NAME	PROJECT TYPE	SITE	PLANNING	CONSTRUCTION	BOND EXPENDITURE
							As of 9/30/2016
C35	50-67876-00-040	BARTON ES - Growth Portables	GP	\$0.00	\$1,500.00	\$0.00	\$1,500.00
C34	50-67876-00-039	CAJON HS - Growth Portables	GP	\$0.00	\$7,648.68	\$88,880.80	\$96,529.48
C75	52-67876-00-002	CHAVEZ JOINT USE GYM	MU	\$0.00	\$0.00	\$1,545,196.17	\$1,545,196.17
C33	50-67876-00-038	DEL VALLEJO MS - Growth Portables	GP	\$0.00	\$16,186.43	\$249,144.49	\$265,330.92
Growth	N/A	GROWTH PROJECTS	GP	\$59,969.75	\$8,300.70	\$0.00	\$68,270.45
C86	N/A	MIDDLE COLLEGE HS PORTABLES - Interim Housing	GP	\$0.00	\$0.00	\$3,103.20	\$3,103.20
C36	50-67876-00-041	URBITA ES - Growth Portables	GP	\$0.00	\$18,477.29	\$241,624.82	\$260,102.11
<b>Growth &amp; MultiUse Room Projects Subtotals</b>				<b>\$59,969.75</b>	<b>\$52,113.10</b>	<b>\$2,127,949.48</b>	<b>\$2,240,032.33</b>

Modernization Projects							
ID	STATE PROJECT APPLICATION NUMBER	PROJECT NAME	PROJECT TYPE	SITE	PLANNING	CONSTRUCTION	BOND EXPENDITURE
							As of 9/30/2016
M05	57-67876-00-050	ARROWVIEW MS - Modernization	MOD	\$35,498.20	\$3,095.46	\$779,542.94	\$818,136.60
M06	57-67876-00-051	BARTON ES - Modernization	MOD	\$0.00	\$7,023.48	\$82,612.13	\$89,635.61
M07	57-67876-00-052	BELVEDERE ES - Modernization	MOD	\$0.00	\$142,055.88	\$414,359.40	\$556,415.28
M49	57-67876-00-096	BRADLEY ES - Modernization	MOD	\$0.00	\$66,428.23	\$328,571.21	\$394,999.44
M58	58-67876-00-001	CAJON HS - Mod. Abatement	MOD	\$686,229.90	\$33,648.07	\$435,372.51	\$1,155,250.48
M09	57-67876-00-054	CAJON HS - Modernization	MOD	\$46,842.26	\$307,541.20	\$1,251,706.61	\$1,606,090.07
M13	57-67876-00-058	CURTIS MS - Modernization	MOD	\$0.00	\$132,226.62	\$914,962.62	\$1,047,189.24
M14	57-67876-00-059	CYPRESS ES - Modernization	MOD	\$0.00	\$37,797.19	\$0.00	\$37,797.19
M02	57-67876-00-060	DEL VALLEJO MS - Modernization	MOD	\$1,321.00	\$92,037.84	\$2,319,302.12	\$2,412,660.96
M15	57-67876-00-061	EMMERTON ES - Modernization	MOD	\$0.00	\$1,224.86	\$318,768.70	\$319,993.56
M16	57-67876-00-062	FAIRFAX ES - Modernization	MOD	\$0.00	\$1,345.93	\$0.00	\$1,345.93
M17	57-67876-00-063	GOLDEN VALLEY MS - Modernization	MOD	\$0.00	\$65,430.62	\$275,711.97	\$341,142.59
M18	57-67876-00-064	HIGHLAND PACIFIC ES - Modernization	MOD	\$0.00	\$58,296.66	\$42,368.34	\$100,665.00
M20	57-67876-00-066	HUNT ES - Modernization	MOD	\$0.00	\$735.12	\$0.00	\$735.12
M23	57-67876-00-069	KIMBARK ES - Modernization	MOD	\$477.50	\$0.00	\$378,410.02	\$378,887.52
M24	57-67876-00-070	LANKERSHIM ES - Modernization	MOD	\$0.00	\$0.00	\$2,239.82	\$2,239.82
M25	57-67876-00-071	LINCOLN ES - Modernization	MOD	\$0.00	\$46,770.19	\$0.00	\$46,770.19
M26	57-67876-00-072	LYTLE CREEK ES - Modernization	MOD	\$0.00	\$2,000.00	\$3,507.00	\$5,507.00
M28	57-67876-00-074	MUSCOY ES - Modernization	MOD	\$0.00	\$6,795.00	\$0.00	\$6,795.00
M31	57-67876-00-077	NORTH PARK ES - Modernization	MOD	\$0.00	\$0.00	\$16,033.04	\$16,033.04
M32	57-67876-00-078	OEHL ES - Modernization	MOD	\$740.00	\$1,098.03	\$81,094.27	\$82,932.30
M47	57-67876-00-093	PACIFIC HS - Modernization	MOD	\$1,450.00	\$13,706.51	\$321,367.44	\$336,523.95
M33	57-67876-00-079	RAMONA-ALESSANDRO ES - Modernization	MOD	\$0.00	\$30,910.07	\$29,483.85	\$60,393.92
M35	57-67876-00-081	RILEY ES - Modernization	MOD	\$0.00	\$67,752.43	\$112,432.90	\$180,185.33
M10	57-67876-00-055	SALINAS ES - Modernization	MOD	\$0.00	\$82,014.00	\$149,733.72	\$231,747.72
M51	57-67876-00-094	SAN ANDREAS HS - Modernization	MOD	\$1,691.50	\$12,276.67	\$10,444.00	\$24,412.17
M38	57-67876-00-084	SAN BERNARDINO HS - Modernization	MOD	\$0.00	\$46,195.88	\$1,094,418.00	\$1,140,613.88
M40	57-67876-00-086	SERRANO MS - Modernization	MOD	\$740.00	\$190,349.06	\$1,445,208.17	\$1,636,297.23
M41	57-67876-00-087	SHANDIN HILLS MS - Modernization	MOD	\$0.00	\$189,532.09	\$28,881.42	\$218,413.51
M52	57-67876-00-095	SIERRA HS - Modernization	MOD	\$2,555.58	\$12,109.02	\$4,606.00	\$19,270.60
M42	57-67876-00-088	THOMPSON ES - Modernization	MOD	\$0.00	\$97,034.51	\$289,268.46	\$386,302.97
M46	57-67876-00-099	WARM SPRINGS ES - Modernization	MOD	\$0.00	\$5,049.01	\$0.00	\$5,049.01
M45	57-67876-00-091	WILSON ES - Modernization	MOD	\$679.63	\$1,000.00	\$0.00	\$1,679.63
<b>Modernization Projects Subtotals</b>				<b>\$778,225.57</b>	<b>\$1,753,479.63</b>	<b>\$11,130,406.66</b>	<b>\$13,662,111.86</b>

Other Projects/Costs							
ID	STATE PROJECT APPLICATION NUMBER	PROJECT NAME	PROJECT TYPE	SITE	PLANNING	CONSTRUCTION	BOND EXPENDITURE
							As of 9/30/2016
P16	N/A	ARROWVIEW MS - 21st Century Classroom Other	OTHER	\$0.00	\$35,107.73	\$0.00	\$35,107.73
P18	N/A	ARROWVIEW MS - Kitchen Remodel	OTHER	\$0.00	\$50.00	\$0.00	\$50.00
P24	N/A	ARROWVIEW MS HVAC	OTHER	\$0.00	\$21,646.17	\$134,655.19	\$156,301.36

Other Projects/Costs - cont.							
ID	STATE PROJECT APPLICATION NUMBER	PROJECT NAME	PROJECT TYPE	SITE	PLANNING	CONSTRUCTION	BOND EXPENDITURE
							As of 9/30/2016
P21	N/A	CAJON HS - Kitchen Remodel	OTHER	\$0.00	\$6.00	\$0.00	\$6.00
P25	N/A	CAJON HS HVAC	OTHER	\$0.00	\$17,243.86	-\$714.18	\$16,529.68
P83	N/A	CAJON HS Theatre Renovation	OTHER	\$0.00	\$33,233.91	\$0.00	\$33,233.91
P80	N/A	CDS Multi-Use Room	OTHER	\$11,327.40	\$185,805.03	\$1,319,365.03	\$1,516,497.46
P82	N/A	CID Annex Remodel	OTHER	\$0.00	\$2,000.00	\$0.00	\$2,000.00
P86	N/A	CID Main Building	OTHER	\$0.00	\$1,078.35	\$0.00	\$1,078.35
P14	N/A	COL. RODRIGUEZ PREP MS Portables	OTHER	\$0.00	\$3,485.64	\$0.00	\$3,485.64
P19	N/A	CURTIS MS - Kitchen Remodel	OTHER	\$0.00	\$6.00	\$0.00	\$6.00
P61	N/A	CYPRESS ES - Fascia Board	OTHER	\$0.00	\$0.00	\$6,074.00	\$6,074.00
DMT	N/A	DEFERRED MAINTENANCE PROJECTS	OTHER	\$34,153.50	\$17,908.04	\$201,294.94	\$253,356.48
P26	N/A	DEL VALLEJO MS HVAC	OTHER	\$0.00	\$50,579.46	\$0.00	\$50,579.46
P88	N/A	DISTRICTWIDE PLAYGROUND IMPROVEMENTS	OTHER	\$0.00	\$234,031.50	\$1,357,392.54	\$1,591,424.04
P75	N/A	DSA CLOSOUT PROJECTS	OTHER	\$5,550.00	\$8,048.94	\$208,133.66	\$221,732.60
P27	N/A	GOLDEN VALLEY MS HVAC	OTHER	\$3,400.00	\$38,815.22	\$91,946.28	\$134,161.50
P62	N/A	HIGHLAND PACIFIC ES - Fascia Board	OTHER	\$0.00	\$0.00	\$3,699.00	\$3,699.00
P63	N/A	HILLSIDE ES - Fascia Board	OTHER	\$0.00	\$0.00	\$3,699.00	\$3,699.00
P64	N/A	HUNT ES - Fascia Board	OTHER	\$0.00	\$0.00	\$3,699.00	\$3,699.00
P23	N/A	HUNT ES - Phase II	OTHER	\$0.00	\$150,928.86	\$2,265.00	\$153,193.86
P87	N/A	INDIAN SPRINGS HS CANOPIES\MISC.	OTHER	\$0.00	\$0.00	\$91,904.25	\$91,904.25
P54	N/A	INDIAN SPRINGS PERFORMING ARTS CENTER	OTHER	\$0.00	\$713.65	\$0.00	\$713.65
P56	N/A	INDIAN SPRINGS SPORTS COMPLEX	OTHER	\$0.00	\$176,665.92	\$766,167.57	\$942,833.49
P55	N/A	LYTLE CREEK ES INTERIM HOUSING	OTHER	\$0.00	\$17,060.26	\$551,699.42	\$568,759.68
P28	N/A	MARTIN LUTHER KING MS HVAC	OTHER	\$0.00	\$40,039.86	\$0.00	\$40,039.86
MN1	N/A	MEASURE N PROJECTS	OTHER	\$0.00	\$25,269.40	\$0.00	\$25,269.40
P100	N/A	MISC. MINOR PROJECTS	OTHER	\$1,200.00	\$34,759.40	\$15,794.31	\$51,753.71
P65	N/A	NORTH VERDEMONT ES - Fascia Board	OTHER	\$0.00	\$0.00	\$3,699.00	\$3,699.00
P59	N/A	ORG PORTABLE REMOVAL	OTHER	\$0.00	\$38,492.28	\$143,443.34	\$181,935.62
P11	N/A	PACIFIC HS - 21st Century Classroom	OTHER	\$0.00	\$18,243.27	\$0.00	\$18,243.27
P11	N/A	PACIFIC HS - Kitchen Remodel	OTHER	\$0.00	\$28.74	\$9,165.09	\$9,193.83
P29	N/A	PACIFIC HS HVAC	OTHER	\$0.00	\$26,965.88	\$0.00	\$26,965.88
P09	N/A	PALM AVENUE ES - Lunch Shelter	OTHER	\$250.99	\$12,222.08	\$51,709.00	\$64,182.07
P70	N/A	PROFESSIONAL DEVELOPMENT CENTER	OTHER	\$53,174.10	\$374,745.27	\$2,191,999.49	\$2,619,918.86
N/A	N/A	PROGRAM CONTRACTS	OTHER	\$24,920.63	\$1,024,149.31	\$261,031.92	\$1,310,101.86
P73	N/A	RICHARDSON PREP HS LUNCH SHELTER	OTHER	\$0.00	\$24,184.19	\$147,639.78	\$171,823.97
P30	N/A	RICHARDSON PREP HVAC	OTHER	\$0.00	\$27,820.97	\$17,805.50	\$45,626.47
P74	N/A	RILEY ES LUNCH SHELTER	OTHER	\$4,000.00	\$26,921.75	\$180,249.72	\$211,171.47
P66	N/A	RIO VISTA ES - Fascia Board	OTHER	\$0.00	\$0.00	\$3,699.00	\$3,699.00
P67	N/A	ROOSEVELT ES - Fascia Board	OTHER	\$0.00	\$0.00	\$3,699.00	\$3,699.00
P10	N/A	SAN ANDREAS HS - Kitchen Remodel	OTHER	\$0.00	\$1,146.79	\$13,601.17	\$14,747.96
P16	N/A	SAN BERNARDINO HS - 21st Century Classroom Other	OTHER	\$0.00	\$24,094.73	\$0.00	\$24,094.73
P22	N/A	SAN BERNARDINO HS - Kitchen Remodel	OTHER	\$0.00	\$28.74	\$753.96	\$782.70
P17	N/A	SAN BERNARDINO HS - Library Replacement	OTHER	\$0.00	\$15,164.18	\$0.00	\$15,164.18
P45	N/A	SAN BERNARDINO HS AUDITORIUM UPGRADES	OTHER	\$22,781.76	\$468,747.25	\$0.00	\$491,529.01
P32	N/A	SAN BERNARDINO HS HVAC	OTHER	\$0.00	\$1,965.21	-\$1,557.55	\$407.66
P76	N/A	SECURITY IMPROVEMENTS (19 Sites)	OTHER	\$0.00	\$108.38	\$0.00	\$108.38
P49	N/A	SERRANO MS - Phase II	OTHER	\$0.00	\$2,623.53	\$53,248.75	\$55,872.28
P20	N/A	SERRANO MS - Kitchen Remodel	OTHER	\$0.00	\$50.00	\$0.00	\$50.00
P33	N/A	SERRANO MS HVAC	OTHER	\$2,000.00	\$63,968.25	\$114,411.28	\$180,379.53
P12	N/A	SHANDIN HILLS MS - Kitchen Remodel	OTHER	\$0.00	\$50.00	\$60,452.09	\$60,502.09
P34	N/A	SHANDIN HILLS MS HVAC	OTHER	\$0.00	\$70,658.55	\$0.00	\$70,658.55
P58	N/A	VERMONT TO LINCOLN PRESCHOOL	OTHER	\$13,802.70	\$33,664.22	\$237,459.69	\$284,926.61
<b>Other Projects Subtotal</b>				<b>\$176,561.08</b>	<b>\$3,350,526.77</b>	<b>\$8,249,585.24</b>	<b>\$11,776,673.09</b>
<b>Grand Totals</b>				<b>\$15,410,080.97</b>	<b>\$12,473,771.25</b>	<b>\$94,858,518.20</b>	<b>\$122,742,370.42</b>



## Bond Spending by Project and Issue - Measure N

The following tables indicate a breakdown of the \$31.8 million in bond expenditures for each project type (Special Day Classrooms, Additions and Other) by bond issuance and are listed alphabetically by project name.

### SDC/Addition Projects

ID	STATE PROJECT APPLICATION NUMBER	PROJECT NAME	PROJECT TYPE	EXPENDITURES FUND 21 G.O. BOND Series A	EXPENDITURES FUND 21 G.O. BOND Series C	BOND EXPENDITURES As of 9/30/2016
C96	56-67876-00-009	VERMONT ES - Addition	ADD	\$32,047.50	\$0.00	32,047.50
C97	56-67876-00-007	WILSON ES - Addition	ADD	\$19,500.00	\$0.00	19,500.00
C105	50-67876-00-084	WILSON ES - SDC Addition	SDC	\$17,400.00	\$0.00	17,400.00
<b>SDC/Addition Projects Subtotals</b>				<b>\$68,947.50</b>	<b>\$0.00</b>	<b>\$68,947.50</b>

### Other Projects/Costs


P84	N/A	ATHLETIC COMPLEX UPGRADES	OTHER	\$0.00	\$1,366,969.19	1,366,969.19
P52	N/A	BRADLEY ES - Phase II - Canopy	OTHER	\$287,251.79	\$0.00	287,251.79
P57	N/A	CAPS Security Lighting	OTHER	\$251,289.25	\$0.00	251,289.25
P80	N/A	CDS Multi-Use Room	OTHER	\$0.00	\$25,731.21	25,731.21
P86	N/A	CID Main Building	OTHER	\$3,660.15	\$0.00	3,660.15
P41	N/A	COMMUNITY DAY SCHOOL	OTHER	\$3,806,955.03	\$0.00	3,806,955.03
P85	N/A	DISTRICTWIDE MARQUEE IMPROVEMENTS	OTHER	\$39,271.89	\$597,298.31	636,570.20
P88	N/A	DISTRICTWIDE PLAYGROUND IMPROVEMENTS	OTHER	\$43,760.10	\$0.00	43,760.10
P75	N/A	DSA CLOSOUT PROJECTS	OTHER	\$0.00	\$70,887.07	70,887.07
P87	N/A	INDIAN SPRINGS HS CANOPIES\MISC.	OTHER	\$15,000.00	\$0.00	15,000.00
P54	N/A	INDIAN SPRINGS PERFORMING ARTS CENTER	OTHER	\$22,173.50	\$805,694.89	827,868.39
P56	N/A	INDIAN SPRINGS SPORTS COMPLEX	OTHER	\$12,239,184.55	\$26,638.20	12,265,822.75
P53	N/A	MARSHALL ES - Phase II Canopy	OTHER	\$363,490.51	\$0.00	363,490.51
MN1	N/A	MEASURE N PROJECTS	OTHER	\$2,691,623.38	\$1,357,615.83	4,049,239.21
P100	N/A	MISC. MINOR PROJECTS	OTHER	\$1,464.08	\$46,986.72	48,450.80
P89	N/A	NETWORKING UPGRADES	OTHER	\$1,104,694.22	\$0.00	1,104,694.22
N/A	N/A	PALM SDC SAVINGS	OTHER	\$25,944.00	\$0.00	25,944.00
P70	N/A	PROFESSIONAL DEVELOPMENT CENTER	OTHER	\$3,496,522.70	\$326,947.31	3,823,470.01
P76	N/A	SECURITY IMPROVEMENTS (19 Sites)	OTHER	\$693,797.37	\$0.00	693,797.37
P37	N/A	SMART BUILDING UPGRADES	OTHER	\$1,751,433.26	\$0.00	1,751,433.26
P77	N/A	TECHNOLOGY UPGRADES	OTHER	\$274,189.19	\$0.00	274,189.19
<b>Other Projects Subtotals</b>				<b>\$27,111,704.97</b>	<b>\$4,624,768.73</b>	<b>\$31,736,473.70</b>
<b>Grand Totals</b>				<b>\$27,180,652.47</b>	<b>\$4,624,768.73</b>	<b>\$31,805,421.20</b>



Before



Professional Development Center - Vehicle Charging Stations



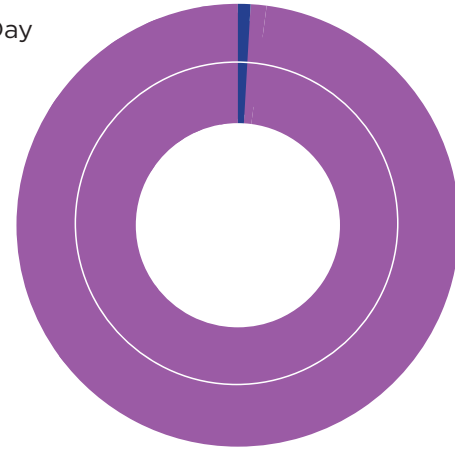
After

Community Day School



## Bond Spending by Project Type - Measure N

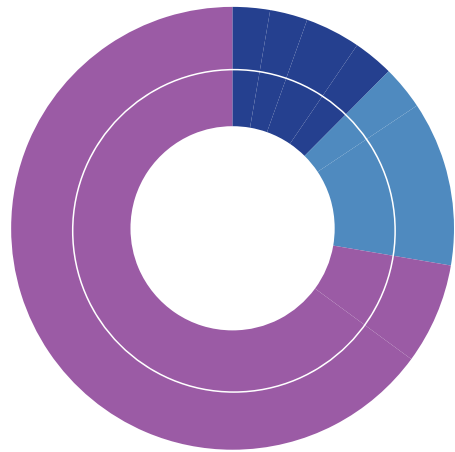
The \$31.8 million of bond expenditures have been made for Special Day Classrooms and Other projects. The majority of expenditures have been made for Other projects at close to 100% (\$31.7 million) of the total funds spent.



■ SDC/Additions	\$	68,947.50	0.20%
■ Other	\$	31,736,473.70	99.8%
<b>Grand Total</b>	<b>\$</b>	<b>31,805,421.20</b>	<b>100.00%</b>

## Bond Spending by Summary Account - Measure N

The Bond Spending by Summary Account chart illustrates the \$31.8 million of bond expenditures by the Summary Accounts established by the Office of Public School Construction. These four standard cost categories include:



- Site
- Construction
- Planning
- Other

■ Site	\$	3,744,534.19	11.8%
■ Planning	\$	4,416,440.84	13.9%
■ Construction	\$	23,644,446.17	74.2%
<b>Grand Total</b>	<b>\$</b>	<b>31,805,421.20</b>	<b>100.00%</b>

The majority of expenditures have been made for Construction at 74.3% (\$23.6 million).

## Bond Spending by Account - Measure N

The table below illustrates the \$31.8 million of the bond expenditures by Detailed Account within the Office of Public School Construction Summary Accounts. The table indicates the specific account name and the percentage of the total expenditures it represents.

### Site

PURCHASE PRICE OF PROPERTY	\$3,321,442.29	10.44%
SURVEY COSTS	\$22,350.00	0.07%
SITE SUPPORT COSTS	\$193,673.71	0.61%
HAZARDOUS WASTE REMOVAL	\$4,640.00	0.01%
OTHER SITE COSTS	\$202,428.19	0.64%
<b>Site Subtotal</b>	<b>\$3,744,534.19</b>	<b>11.77%</b>

### Planning

ARCHITECT/ENGINEERING FEES	\$1,725,812.52	5.43%
DSA FEES	\$278,668.84	0.88%
PRELIMINARY TESTS	\$6,230.00	0.02%
OTHER COSTS	\$2,405,729.48	7.56%
<b>Planning Subtotal</b>	<b>\$4,416,440.84</b>	<b>13.89%</b>

### Construction

MAIN CONSTRUCTION	\$13,913,748.33	43.75%
OTHER CONSTRUCTION	\$4,418,625.51	13.89%
INSPECTIONS	\$325,042.58	1.02%
CONSTRUCTION TESTS	\$354,394.22	1.11%
FURNITURE & EQUIPMENT	\$4,632,635.53	14.57%
<b>Construction Subtotal</b>	<b>\$23,644,446.17</b>	<b>74.34%</b>

**GRAND TOTAL**      **\$31,805,421.20**      **100%**

## Bond Spending by Project and Summary Account - Measure N


The table below indicates a breakdown of the \$31.8 million in bond expenditures for each project by Summary Account. The projects are organized by type (Special Day Classrooms, Modernizations, Additions and Other) and are listed alphabetically by project name.

### SDC/Addition Projects

ID	STATE PROJECT APPLICATION NUMBER	PROJECT NAME	PROJECT TYPE	SITE	PLANNING	CONSTRUCTION	TOTAL
C96	56-67876-00-009	VERMONT ES - Addition	ADD	\$0.00	\$30,000.00	\$2,047.50	32,047.50
C97	56-67876-00-007	WILSON ES - Addition	ADD	\$0.00	\$19,500.00	\$0.00	19,500.00
C105	50-67876-00-084	WILSON ES - SDC Addition	SDC	\$0.00	\$17,400.00	\$0.00	17,400.00
<b>SDC/Addition Projects Subtotals</b>				<b>\$0.00</b>	<b>\$66,900.00</b>	<b>\$2,047.50</b>	<b>\$68,947.50</b>

### Other Projects/Costs

P84	N/A	ATHLETIC COMPLEX UPGRADES	OTHER	\$0.00	\$873,271.97	\$493,697.22	1,366,969.19
P52	N/A	BRADLEY ES - Phase II - Canopy	OTHER	\$0.00	\$33,846.60	\$253,405.19	287,251.79
P57	N/A	CAPS Security Lighting	OTHER	\$0.00	\$7,331.05	\$243,958.20	251,289.25
P80	N/A	CDS Multi-Use Room	OTHER	\$0.00	\$0.00	\$25,731.21	25,731.21
P86	N/A	CID Main Building	OTHER	\$0.00	\$3,660.15	\$0.00	3,660.15
P41	N/A	COMMUNITY DAY SCHOOL	OTHER	\$123,933.04	\$439,325.89	\$3,243,696.10	3,806,955.03
P85	N/A	DISTRICTWIDE MARQUEE IMPROVEMENTS	OTHER	\$0.00	\$23,320.53	\$613,249.67	636,570.20
P88	N/A	DISTRICTWIDE PLAYGROUND IMPROVEMENTS	OTHER	\$0.00	\$0.00	\$43,760.10	43,760.10
P75	N/A	DSA CLOSOUT PROJECTS	OTHER	\$0.00	\$2,292.07	\$68,595.00	70,887.07
P87	N/A	INDIAN SPRINGS HS CANOPIES\MISC.	OTHER	\$0.00	\$15,000.00	\$0.00	15,000.00
P54	N/A	INDIAN SPRINGS PERFORMING ARTS CENTER	OTHER	\$52,072.80	\$763,559.59	\$12,236.00	827,868.39
P56	N/A	INDIAN SPRINGS SPORTS COMPLEX	OTHER	\$92,040.81	\$1,060,455.67	\$11,113,326.27	12,265,822.75
P53	N/A	MARSHALL ES - Phase II Canopy	OTHER	\$0.00	\$45,554.46	\$317,936.05	363,490.51
MN1	N/A	MEASURE N PROJECTS	OTHER	\$0.00	\$890,380.19	\$3,158,859.02	4,049,239.21
P100	N/A	MISC. MINOR PROJECTS	OTHER	\$0.00	\$515.06	\$47,935.74	48,450.80
P89	N/A	NETWORKING UPGRADES	OTHER	\$0.00	\$8,643.94	\$1,096,050.28	1,104,694.22
N/A	N/A	PALM SDC SAVINGS	OTHER		\$0.00	\$25,944.00	25,944.00
P70	N/A	PROFESSIONAL DEVELOPMENT CENTER	OTHER	\$3,455,685.11	\$54,284.59	\$313,500.31	3,823,470.01
P76	N/A	SECURITY IMPROVEMENTS (19 Sites)	OTHER	\$0.00	\$38,745.59	\$655,051.78	693,797.37
P37	N/A	SMART BUILDING UPGRADES	OTHER	\$20,802.43	\$78,544.32	\$1,652,086.51	1,751,433.26
P77	N/A	TECHNOLOGY UPGRADES	OTHER	\$0.00	\$10,809.17	\$263,380.02	274,189.19
<b>Other Projects Subtotals</b>				<b>\$3,744,534.19</b>	<b>\$4,349,540.84</b>	<b>\$23,642,398.67</b>	<b>\$31,736,473.70</b>
<b>Grand Totals</b>				<b>\$3,744,534.19</b>	<b>\$4,416,440.84</b>	<b>\$23,644,446.17</b>	<b>\$31,805,421.20</b>





# Locations of Major Construction Projects



## The Board of Education

Dr. Margaret Hill, President  
 Mrs. Abigail Medina, Vice President  
 Dr. Barbara Flores  
 Mr. Michael J. Gallo  
 Mrs. Gwendolyn Rodgers  
 Mr. Danny Tillman  
 Dr. Scott Wyatt

## Superintendent

Dr. Dale Marsden

## District Facilities Administrators

John Peukert, Assistant Superintendent  
 Joe Aceto, Administrator of Operations  
 Laura Breuer, Interim Facilities Director

## Facilities Program Management Team

AECOM  
 Keith Kajiya, AECOM/URS Vice President

Published February 2017