

Bond Report October 2007

Citizens' Oversight Committee



Bing Wong Elementary School, New Campus Project



Arrowview Middle School, Special Day Classroom Project



Thompson Elementary School, Modernization Project

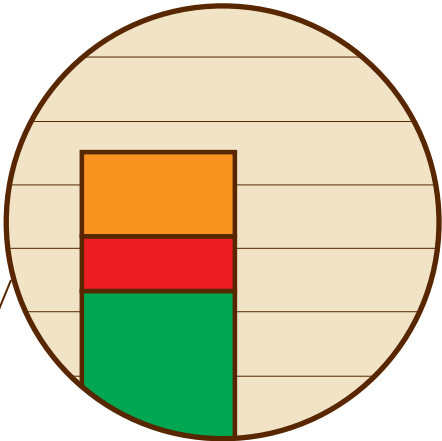





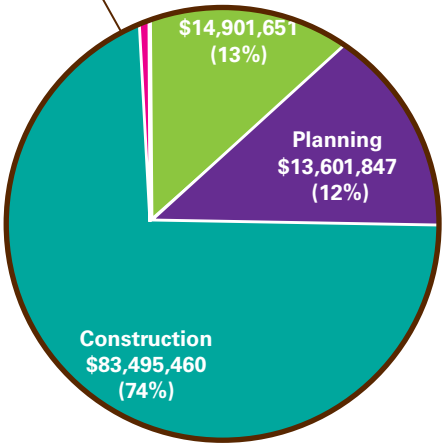
Rodriguez Prep Academy, New Campus


Table of Contents

- PG 4 Introduction
- PG 5 Bond Issue Status
- PG 5 Bond Spending by Issue
- PG 6-7 Bond Spending by Project and Issue
- PG 8 Bond Spending by Project Type
- PG 8 Bond Spending by Summary Account
- PG 9 Bond Spending by Account
- PG 10-11 Bond Spending by Project and Summary Account



Project Application Number	Project Name	
New Campus Projects		
78	TBD	ALESSANDRO II ES
03	50-67876-00-009	ANTON ES
81	TBD	BURBANK II ES
66	50-67876-00-002	CHAVEZ MS
82	50-67876-00-003	CURTIS HS
87	50-67876-00-065	CURTIS MS
	50-67876-00-012	HIGHLAND/CYPRES
	50-67876-00-005	JONES ES
		LINCOLN II S
		MIDDLE



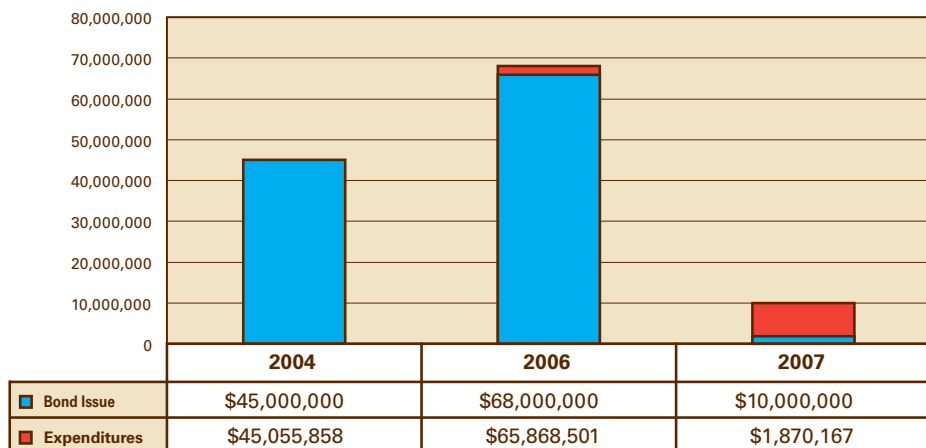


Bing Wong Elementary School, New Campus

Introduction

On March 2, 2004, the voters of the San Bernardino City Unified School District approved Measure T by a yes vote of 61.4%. Measure T provided for capital facilities bonds in the amount of \$140 million. Bond funds are being used in conjunction with available State bond and local funding to maximize the number of projects that can be accomplished. The Measure T bonds are planned to be issued in four separate series. As of this report three of the four series have been issued. The first series (A) was sold in September 2004 and was used primarily to pay off Certificates of Participation used to construct school facilities. The second series (B) was sold in May 2006 and the third series (C) was sold in May 2007 to fund new campuses, modernizations, SDC additions and other facilities upgrades. This Cost Report summarizes the spending of Measure T Bond funds since its inception in 2004 through October 2007.

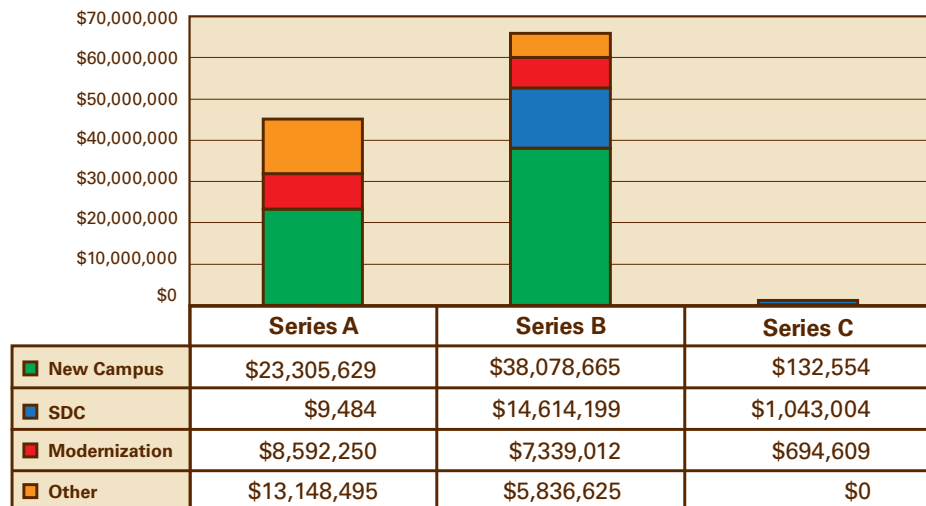
Bond Issue Status



To date, \$123 million of the \$140 million Measure T bonds have been sold in three series. Series A was issued in 2004 for \$45 million, Series B was issued in 2006 for \$68 million and Series C was issued in 2007 for \$10 million. Interest is earned on these amounts and the chart to the left indicates expenditures of the issues (including interest expenditures) made as of October 2007. Of the \$123 million, approximately \$10.2 million remains to be spent on the active construction projects.



Bond Spending by Issue



A total of \$112.8 million of the sold Measure T bonds has been spent as of October 2007. The chart to the left indicates the amount spent by issue for each of the four project types (New Campuses, Special Day Classroom Additions, Modernizations and Other). Approximately \$61.5 million of the expenditures have been made for the New Campus projects including Wong ES, New Curtis MS, Rodriguez ES, Anton ES, and Jones ES.

Cost Report

Bond Expenditure Issues by Project

Bond Spending by Project and Issue



Pacific High School, SDC



San Geronio High School, SDC



Serrano Middle School, Modernization

ID	State Project Application Number	Project Name	Project Type	Expenditures Fund 21 G.O. Bond Series A	Expenditures Fund 21 G.O. Bond Series B	Expenditures Fund 21 G.O. Bond Series C	Total
New Campus Projects							
C78	TBD	ALESSANDRO II ES	NEW	\$8,625	\$68,950	\$127,604	\$205,179
C03	50-67876-00-009	ANTON ES	NEW	\$6,371,076	\$0	\$0	\$6,371,076
C81	TBD	BURBANK II ES	NEW	\$4,125	\$82,405	\$0	\$86,530
C66	50-67876-00-002	CHAVEZ MS	NEW	\$1,329,890	\$3,724,849	\$0	\$5,054,739
C82	50-67876-00-003	CURTIS HS	NEW	\$2,127,911	\$1,247,069	\$0	\$3,374,980
C67	50-67876-00-065	CURTIS MS	NEW	\$3,500	\$11,986,450	\$0	\$11,989,950
C05	50-67876-00-012	HIGHLAND/CYPRESS ES	NEW	\$11,250	\$0	\$0	\$11,250
C02	50-67876-00-005	JONES ES	NEW	\$7,777,831	\$0	\$0	\$7,777,831
C79	TBD	LINCOLN II So. ES	NEW	\$36,869	\$296,182	\$2,700	\$335,751
C09	TBD	MIDDLE COLLEGE HS	NEW	\$142,473	\$0	\$0	\$142,473
C69	50-67876-00-001	MUSCOY MS	NEW	\$30,062	\$0	\$0	\$30,062
C10	50-67876-00-004	RODRIGUEZ PREP ACADEMY ES	NEW	\$3,415,127	\$10,786,245	\$0	\$14,201,372
C73	TBD	ROOSEVELT II ES	NEW	\$8,475	\$238,786	\$0	\$247,261
C80	TBD	WILSON II ES	NEW	\$8,250	\$202,538	\$2,250	\$213,038
C01	50-67876-00-010	WONG ES	NEW	\$2,030,165	\$9,445,190	\$0	\$11,475,355
		New Construction Projects Subtotals		\$23,305,629	\$38,078,665	\$132,554	\$61,516,848
SDC Projects							
C45	50-67876-00-051	ARROWVIEW MS	SDC	\$211	\$895,212	\$0	\$895,423
C37	50-67876-00-043	BARTON ES	SDC	\$0	\$0	\$523,967	\$523,967
C49	50-67876-00-055	CAJON HS	SDC	\$0	\$973,873	\$0	\$973,873
C52	50-67876-00-058	CYPRESS ES	SDC	\$0	\$0	\$10,900	\$10,900
C46	50-67876-00-052	DEL VALLEJO MS	SDC	\$0	\$1,604,566	\$0	\$1,604,566
C60	50-67876-00-066	GOLDEN VALLEY MS	SDC	\$0	\$1,627,625	\$0	\$1,627,625
C40	50-67876-00-046	HUNT ES	SDC	\$0	\$1,500	\$4,814	\$6,314
C47	50-67876-00-053	KING MS	SDC	\$0	\$1,627,722	\$0	\$1,627,722
C42	50-67876-00-048	N. VERDEMONT ES	SDC	\$0	\$1,500	\$3,614	\$5,114
C63	50-67876-00-069	PACIFIC HS	SDC	\$0	\$1,517,794	\$0	\$1,517,794
C56	50-67876-00-062	PALM AVENUE ES	SDC	\$0	\$0	\$499,710	\$499,710
C44	50-67876-00-050	ROOSEVELT ES	SDC	\$211	\$0	\$0	\$211
C50	50-67876-00-056	SAN BERNARDINO HS	SDC	\$8,850	\$1,197,055	\$0	\$1,205,905
C64	50-67876-00-070	SAN GORGONIO HS	SDC	\$211	\$1,402,667	\$0	\$1,402,879
C48	50-67876-00-054	SERRANO MS	SDC	\$0	\$2,010,788	\$0	\$2,010,788
C62	50-67876-00-068	SHANDIN HILLS MS	SDC	\$0	\$1,753,897	\$0	\$1,753,897
		SDC Projects Subtotals		\$9,484	\$14,614,199	\$1,043,004	\$15,666,687
Modernization Projects							
M06	57-67876-00-051	BARTON ES	MOD	\$38,685	\$0	\$0	\$38,685
M07	57-67876-00-052	BELVEDERE ES	MOD	\$128,012	\$961,495	\$0	\$1,089,507
M49	TBD	BRADLEY ES	MOD	\$88,343	\$0	\$0	\$88,343
M08	57-67876-00-053	BURBANK ES	MOD	\$58,209	\$0	\$0	\$58,209
M09	57-67876-00-054	CAJON HS	MOD	\$368,049	\$3,367,175	\$0	\$3,735,224
M12	57-67876-00-057	COLE ES	MOD	\$92,263	\$0	\$0	\$92,263
M13	57-67876-00-058	CURTIS MS	MOD	\$97,059	\$0	\$0	\$97,059
M14	57-67876-00-059	CYPRESS ES	MOD	\$271,554	\$0	\$0	\$271,554
M02	57-67876-00-060	DEL VALLEJO MS	MOD	\$1,933,631	\$0	\$0	\$1,933,631
M02	57-67876-00-060	DEL VALLEJO MS	MOD	\$0	\$347,013	\$0	\$347,013
M15	57-67876-00-061	EMMERTON ES	MOD	\$66,694	\$0	\$0	\$66,694
M16	57-67876-00-062	FAIRFAX ES	MOD	\$0	\$159	\$0	\$159
M17	57-67876-00-063	GOLDEN VALLEY MS	MOD	\$341,143	\$0	\$0	\$341,143
M18	57-67876-00-064	HIGHLAND PACIFIC ES	MOD	\$113,169	\$0	\$0	\$113,169
M01	57-67876-00-092	KING MS	MOD	\$2,082,777	\$641,505	\$0	\$2,724,282

The table below indicates a breakdown of the \$112.8 million in bond expenditures for each project by bond issuance. The projects are organized by type (New Campuses, Special Day Classroom Additions, Modernizations and Other) and are listed alphabetically by school name. Bond funds were used for expenditures against eighty-nine projects. In many cases, these bond expenditures have been leveraged against matching funds from the State and local Developer Fees.

ID	State Project Application Number	Project Name	Project Type	Expenditures Fund 21 G.O. Bond Series A	Expenditures Fund 21 G.O. Bond Series B	Expenditures Fund 21 G.O. Bond Series C	Total
Modernization Projects Continued							
M24	57-67876-00-070	LANKERSHIM ES	MOD	\$61,871	\$0	\$0	\$61,871
M25	57-67876-00-071	LINCOLN ES	MOD	\$100,659	\$0	\$0	\$100,659
M48	TBD	MARSHALL ES	MOD	\$27,915	\$0	\$0	\$27,915
M28	57-67876-00-074	MUSCOY ES	MOD	\$261,499	\$0	\$0	\$261,499
M30	57-67876-00-076	NEWMARK ES	MOD	\$49,237	\$0	\$0	\$49,237
M31	57-67876-00-077	NORTH PARK ES	MOD	\$77,135	\$0	\$0	\$77,135
M32	57-67876-00-078	OEHL ES	MOD	\$85,207	\$537,965	\$0	\$623,173
M47	TBD	PACIFIC HS	MOD	\$57,460	\$0	\$0	\$57,460
M35	57-67876-00-081	RILEY ES	MOD	\$145,472	\$0	\$0	\$145,472
M37	57-67876-00-083	ROOSEVELT ES	MOD	\$1,017	\$0	\$0	\$1,017
M10	57-67876-00-055	SALINAS ES	MOD	\$115,341	\$0	\$0	\$115,341
M38	57-67876-00-084	SAN BERNARDINO HS	MOD	\$387,010	\$0	\$0	\$387,010
M39	57-67876-00-085	SAN GORGONIO HS	MOD	\$701,440	\$0	\$0	\$701,440
M40	57-67876-00-086	SERRANO MS	MOD	\$212,094	\$874,622	\$0	\$1,086,715
M41	57-67876-00-087	SHANDIN HILLS MS	MOD	\$223,397	\$0	\$0	\$223,397
M42	57-67876-00-088	THOMPSON ES	MOD	\$43,413	\$605,020	\$0	\$648,432
M44	57-67876-00-090	VERMONT ES	MOD	\$351,088	\$0	\$0	\$351,088
M46	TBD	WARM SPRINGS ES	MOD	\$10,352	\$500	\$0	\$10,852
Modernization Projects Subtotals				\$8,592,250	\$7,339,012	\$694,609	\$16,625,872
Other Projects							
C68	50-67876-00-071	ARROYO VALLEY HS	ADD	\$3,994,166	\$0	\$0	\$3,994,166
C35	50-67876-00-040	BARTON ES	GP	\$191,395	\$1,500	\$0	\$192,895
C21	50-67876-00-026	BARTON ES	MU	\$500,962	\$342	\$0	\$501,303
C13	50-67876-00-018	BELVEDERE ES	MU	\$495,013	\$712	\$0	\$495,725
C34	50-67876-00-039	CAJON HS	GP	\$94,983	\$1,500	\$0	\$96,483
C20	50-67876-00-025	DAVIDSON ES	MU	\$473,306	\$0	\$0	\$473,306
C14	50-67876-00-019	DEL ROSA ES	MU	\$488,733	\$4,890	\$0	\$493,623
C33	50-67876-00-038	DEL VALLEJO MS	GP	\$0	\$1,500	\$0	\$1,500
C08	50-67876-00-042	GOLDEN VALLEY MS	OTHER	\$1,300,000	\$0	\$0	\$1,300,000
C22	50-67876-00-027	HIGHLAND PACIFIC ES	MU	\$479,791	\$8,628	\$0	\$488,419
C17	50-67876-00-022	INGHRAM ES	MU	\$494,020	\$0	\$0	\$494,020
C25	50-67876-00-030	KENDALL ES	MU	\$499,256	\$0	\$0	\$499,256
C12	50-67876-00-017	LANKERSHIM ES	MU	\$479,203	\$0	\$0	\$479,203
C18	50-67876-00-023	LYTLE CREEK ES	MU	\$496,279	\$0	\$0	\$496,279
C16	50-67876-00-021	MUSCOY ES	MU	\$496,773	\$0	\$0	\$496,773
C24	50-67876-00-029	NEWMARK ES	MU	\$457,697	\$0	\$0	\$457,697
P11		PACIFIC HS	OTHER	\$0	\$8,925	\$0	\$8,925
P09	N/A	PALM AVENUE ES	OTHER	\$0	\$64,240	\$0	\$64,240
C23	50-67876-00-028	PARKSIDE ES	MU	\$475,137	\$0	\$0	\$475,137
N/A		PROGRAM CONTRACTS	OTHER	\$0	\$5,668,795	\$0	\$5,668,795
C11	50-67876-00-016	RIO VISTA ES	MU	\$472,995	\$0	\$0	\$472,995
P10		SAN ANDREAS HS	OTHER	\$0	\$13,121	\$0	\$13,121
P12		SHANDIN HILLS MS	OTHER	\$0	\$59,972	\$0	\$59,972
C36	50-67876-00-041	URBITA ES	GP	\$258,445	\$1,500	\$0	\$259,945
C19	50-67876-00-024	URBITA ES	MU	\$477,587	\$0	\$0	\$477,587
C15	50-67876-00-020	VERMONT ES	MU	\$522,757	\$0	\$0	\$522,757
Other Projects Subtotals				\$13,148,495	\$5,835,625	\$0	\$18,984,119
Grand Totals				\$45,055,858	\$65,867,501	\$1,870,167	\$112,793,527



Arrowview Middle School, Modernization



Cahil High School, Modernization

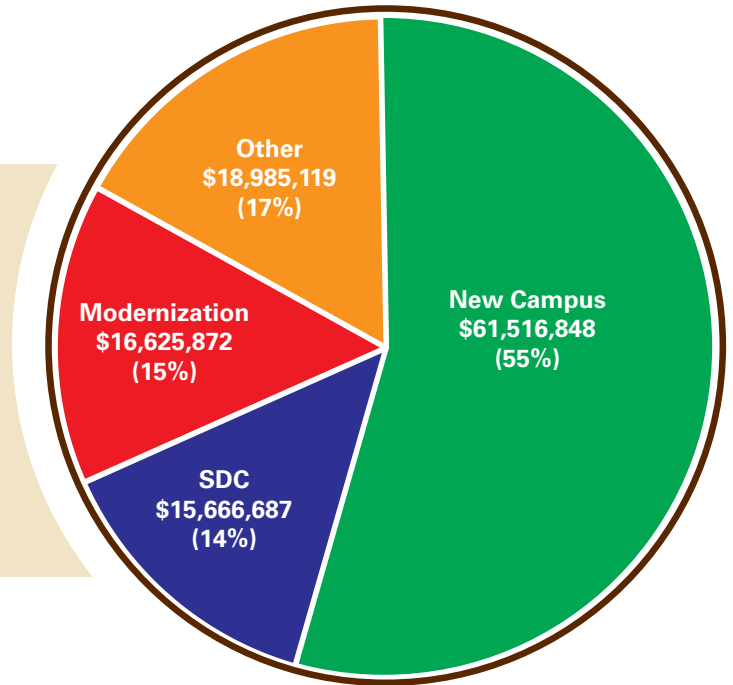


Oehl Elementary School, Modernization

NEW **New Campus Project** | SDC **Special Day Classroom Project** | MOD **Modernization Project** | ADD **Addition** | GP **Growth Portables** | MU **Multi-Use**

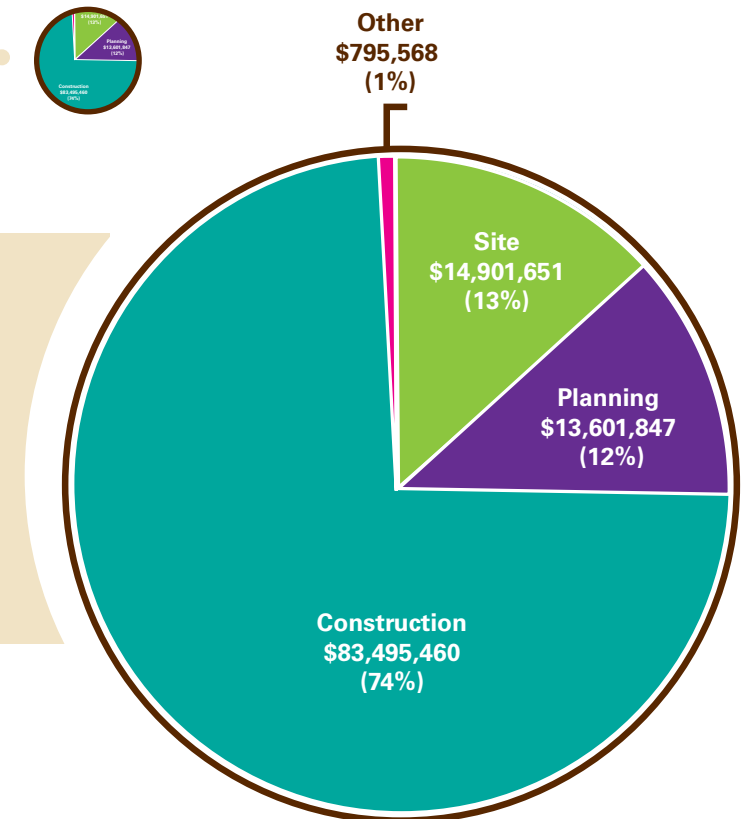
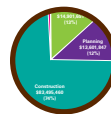
Bond Spending by Project Type

The \$112.8 million of bond expenditures have been made for New Campuses, Special Day Classroom Additions, Modernizations and other small projects such as lunch shelters, multi-use room site improvements, and growth portables. Most of the expenditures have been made for New Campus projects at 55% (\$61.5 million) of the total funds spent with the balance of expenditures fairly equally spread across the remaining three project types.



Bond Spending by Summary Account

The chart to the right illustrated the \$112.8 million of bond expenditures by the Summary Accounts established by the Office of Public School Construction. These four standard cost categories include: 1) Site, 2) Planning, 3) Construction and 4) Other. Most of the expenditures have been made for Construction at 74% (\$83.5 million) with Site and Planning expenditures at roughly 12%-13% and Other expenditures at 1% of the total.



Bond Spending by Account

Site		
PURCHASE PRICE OF PROPERTY	\$3,193,198	3%
APPRAISAL FEES	\$84,620	0%
ESCROW COSTS	\$9,424,281	8%
SURVEYING COSTS	\$114,838	0%
SITE SUPPORT COSTS	\$941,242	1%
HAZARDOUS WASTE REMOVAL	\$109,003	0%
OTHER SITE COSTS	\$1,034,469	1%
Site Subtotal	\$14,901,651	13%
Planning		
ARCHITECT/ENGINEERING FEES	\$6,974,859	6%
DSA FEES	\$882,292	1%
CDE FEES	\$31,960	0%
PRELIMINARY TESTS	\$5,674,187	5%
OTHER COSTS	\$38,549	0%
Planning Subtotal	\$13,601,847	12%
Construction		
CONSTRUCTION	\$68,963,798	61%
CONSTRUCTION MANAGEMENT	\$8,808,837	8%
DEMOLITION	\$208,425	0%
INTERIM HOUSING	\$1,218,490	1%
INSPECTIONS	\$1,294,180	1%
CONSTRUCTION TESTS	\$1,216,529	1%
FURNITURE & EQUIPMENT	\$1,785,201	2%
Construction Subtotal	\$83,495,460	74%
Other		
RELOCATION ASSISTANCE	\$795,568	1%
Other Subtotal	\$795,568	1%
Grand Total	\$112,794,527	100%

The table to the left illustrates the \$112.8 million of bond expenditures by Detailed Account within the Office of Public School Construction Summary Accounts. The table indicates the specific account name and the percentage of the total expenditures it represents.



Bing Wong Elementary School, New Campus

Cost Report

Bond Expenditure Accounts by Project

Bond Spending by Project and Summary Account



ID	State Project Application Number	Project Name	Project Type	Site Account	Planning Account	Construction Account	Other Account
New Campus Projects							
C78	TBD	ALESSANDRO II ES	NEW	\$59,589	\$127,304	\$12,166	\$6,120
C03	50-67876-00-009	ANTON ES	NEW	\$1,398,046	\$292,834	\$4,680,197	\$0
C81	TBD	BURBANK II ES	NEW	\$6,679	\$50,323	\$29,529	\$0
C66	50-67876-00-002	CHAVEZ MS	NEW	\$45,114	\$311,857	\$4,697,768	\$0
C82	50-67876-00-003	CURTIS HS	NEW	\$2,137,322	\$151,330	\$1,086,329	\$0
C67	50-67876-00-065	CURTIS MS & SDC	NEW	\$48,510	\$418,941	\$11,522,500	\$0
C05	50-67876-00-012	HIGHLAND/CYPRESS ES	NEW	\$11,250	\$0	\$0	\$0
C02	50-67876-00-005	JONES ES	NEW	\$5,464,034	\$64,778	\$1,752,435	\$496,584
C79	TBD	LINCOLN II So.	NEW	\$52,494	\$209,243	\$74,014	\$0
C09	TBD	MIDDLE COLLEGE HS	NEW	\$76,298	\$0	\$66,175	\$0
C69	50-67876-00-001	MUSCOY MS	NEW	\$9,525	\$0	\$20,537	\$0
C10	50-67876-00-004	RODRIGUEZ PREP ACADEMY ES	NEW	\$3,171,952	\$584,433	\$10,192,679	\$252,309
C73	TBD	ROOSEVELT II ES	NEW	\$92,561	\$45,190	\$89,373	\$20,138
C80	TBD	WILSON II ES	NEW	\$34,637	\$122,875	\$55,527	\$0
C01	50-67876-00-010	WONG ES	NEW	\$2,043,265	\$294,636	\$9,137,453	\$0
		New Construction Projects Subtotals		\$14,651,275	\$2,673,743	\$43,416,680	\$775,150
SDC/Additions Projects							
C45	50-67876-00-051	ARROWVIEW MS	SDC	\$7,868	\$72,051	\$815,504	\$0
C37	50-67876-00-043	BARTON ES	SDC	\$0	\$0	\$523,967	\$0
C49	50-67876-00-055	CAJON HS	SDC	\$23,744	\$80,602	\$869,528	\$0
C52	50-67876-00-058	CYPRESS ES	SDC	\$0	\$10,900	\$0	\$0
C46	50-67876-00-052	DEL VALLEJO MS	SDC	\$0	\$71,275	\$1,533,291	\$0
C60	50-67876-00-066	GOLDEN VALLEY MS	SDC	\$7,800	\$81,900	\$1,537,925	\$0
C40	50-67876-00-046	HUNT ES	SDC	\$0	\$6,314	\$0	\$0
C47	50-67876-00-053	KING MS	SDC	\$3,270	\$66,223	\$1,558,229	\$0
C42	50-67876-00-048	N. VERDEMONT ES	SDC	\$0	\$5,114	\$0	\$0
C63	50-67876-00-069	PACIFIC HS	SDC	\$25,600	\$98,049	\$1,394,145	\$0
C56	50-67876-00-062	PALM AVENUE ES	SDC	\$0	\$52,241	\$447,469	\$0
C44	50-67876-00-050	ROOSEVELT ES	SDC	\$211	\$0	\$0	\$0
C50	50-67876-00-056	SAN BERNARDINO HS	SDC	\$25,900	\$91,675	\$1,088,330	\$0
C64	50-67876-00-070	SAN GORGONIO HS	SDC	\$211	\$93,507	\$1,309,160	\$0
C48	50-67876-00-054	SERRANO MS	SDC	\$0	\$103,570	\$1,907,218	\$0
C62	50-67876-00-068	SHANDIN HILLS MS	SDC	\$350	\$93,963	\$1,659,584	\$0
		SDC Projects Subtotals		\$94,954	\$927,383	\$14,644,350	\$0
Modernization Projects							
M06	57-67876-00-051	BARTON ES	MOD	\$0	\$27,081	\$11,604	\$0
M07	57-67876-00-052	BELVEDERE ES	MOD	\$124,126	\$126,407	\$838,974	\$0
M49	TBD	BRADLEY ES	MOD	\$0	\$88,343	\$0	\$0
M08	57-67876-00-053	BURBANK ES	MOD	\$0	\$43,455	\$14,754	\$0
M09	57-67876-00-054	CAJON HS	MOD	\$709	\$270,062	\$3,464,453	\$0
M12	57-67876-00-057	COLE ES	MOD	\$0	\$70,274	\$21,989	\$0
M13	57-67876-00-058	CURTIS MS	MOD	\$0	\$97,009	\$50	\$0
M14	57-67876-00-059	CYPRESS ES	MOD	\$0	\$236,776	\$34,778	\$0
M02	57-67876-00-060	DEL VALLEJO MS	MOD	\$1,321	\$85,042	\$2,194,281	\$0
M15	57-67876-00-061	EMMERTON ES	MOD	\$0	\$32,734	\$33,960	\$0
M16	57-67876-00-062	FAIRFAX ES	MOD	\$0	\$159	\$0	\$0
M17	57-67876-00-063	GOLDEN VALLEY MS	MOD	\$0	\$65,381	\$275,762	\$0
M18	57-67876-00-064	HIGHLAND PACIFIC ES	MOD	\$0	\$92,615	\$20,554	\$0
M01	57-67876-00-092	KING MS	MOD	\$0	\$30,614	\$31,257	\$0

The table below indicates a breakdown of the \$112.8 million in bond expenditures for each project by Summary Account. The projects are organized by type (New Campuses, Special Day Classroom Additions, Modernizations and Other) and are listed alphabetically by school name. Bond funds were used for expenditures against eighty-nine projects. In many cases, these bond expenditures have been leveraged against matching funds from the State and local Developer Fees.

ID	State Project Application Number	Project Name	Project Type	Site Account	Planning Account	Construction Account	Other Account
Modernization Projects Continued							
M24	57-67876-00-070	LANKERSHIM ES	MOD	\$0	\$46,770	\$53,889	\$0
M25	57-67876-00-071	LINCOLN ES	MOD	\$0	\$27,915	\$0	\$0
M48	TBD	MARSHALL ES	MOD	\$1,321	\$86,671	\$2,636,290	\$0
M28	57-67876-00-074	MUSCOY ES	MOD	\$0	\$48,713	\$212,787	\$0
M30	57-67876-00-076	NEWMARK ES	MOD	\$0	\$37,055	\$12,182	\$0
M31	57-67876-00-077	NORTH PARK ES	MOD	\$0	\$44,817	\$32,318	\$0
M32	57-67876-00-078	OEHL ES	MOD	\$709	\$57,659	\$564,805	\$0
M47	TBD	PACIFIC HS	MOD	\$0	\$57,460	\$0	\$0
M35	57-67876-00-081	RILEY ES	MOD	\$0	\$114,609	\$30,863	\$0
M37	57-67876-00-083	ROOSEVELT ES	MOD	\$0	\$1,017	\$0	\$0
M10	57-67876-00-055	SALINAS ES	MOD	\$211	\$92,000	\$23,130	\$0
M38	57-67876-00-084	SAN BERNARDINO HS	MOD	\$0	\$387,010	\$0	\$0
M39	57-67876-00-085	SAN GORGONIO HS	MOD	\$0	\$650,479	\$50,961	\$0
M40	57-67876-00-086	SERRANO MS	MOD	\$709	\$151,275	\$934,732	\$0
M41	57-67876-00-087	SHANDIN HILLS MS	MOD	\$0	\$194,466	\$28,931	\$0
M42	57-67876-00-088	THOMPSON ES	MOD	\$0	\$22,670	\$625,763	\$0
M44	57-67876-00-090	VERMONT ES	MOD	\$709	\$59,974	\$290,405	\$0
M46	TBD	WARM SPRINGS ES	MOD	\$0	\$10,852	\$0	\$0
		Modernization Projects Subtotals		\$129,815	\$3,360,768	\$13,135,289	\$0
Other Projects							
C68	50-67876-00-071	ARROYO VALLEY HS	ADD	\$23,700	\$358,624	\$3,591,425	\$20,418
C35	50-67876-00-040	BARTON ES	GP	\$0	\$11,376	\$181,519	\$0
C21	50-67876-00-026	BARTON ES	MU	\$95	\$32,220	\$468,988	\$0
C13	50-67876-00-018	BELVEDERE ES	MU	\$140	\$31,772	\$464,813	\$0
C34	50-67876-00-039	CAJON HS	GP	\$0	\$7,602	\$88,881	\$0
C20	50-67876-00-025	DAVIDSON ES	MU	\$95	\$32,220	\$440,990	\$0
C14	50-67876-00-019	DEL ROSA ES	MU	\$140	\$31,454	\$462,028	\$0
C33	50-67876-00-038	DEL VALLEJO MS	GP	\$0	\$1,500	\$0	\$0
C08	50-67876-00-042	GOLDEN VALLEY MS	OTHER	\$0	\$85,320	\$1,214,680	\$0
C22	50-67876-00-027	HIGHLAND PACIFIC ES	MU	\$95	\$33,484	\$454,839	\$0
C17	50-67876-00-022	INGHRAM ES	MU	\$95	\$32,264	\$461,660	\$0
C25	50-67876-00-030	KENDALL ES	MU	\$140	\$33,146	\$465,970	\$0
C12	50-67876-00-017	LANKERSHIM ES	MU	\$140	\$31,772	\$447,291	\$0
C18	50-67876-00-023	LYTLE CREEK ES	MU	\$95	\$32,264	\$463,919	\$0
C16	50-67876-00-021	MUSCOY ES	MU	\$95	\$33,268	\$463,409	\$0
C24	50-67876-00-029	NEWMARK ES	MU	\$95	\$33,228	\$424,373	\$0
P11		PACIFIC HS	OTHER	\$0	\$43	\$8,882	\$0
P09	N/A	PALM AVENUE ES	OTHER	\$251	\$12,136	\$51,853	\$0
C23	50-67876-00-028	PARKSIDE ES	MU	\$95	\$32,211	\$442,831	\$0
N/A		PROGRAM CONTRACTS	OTHER	\$0	\$5,660,187	\$8,608	\$0
C11	50-67876-00-016	RIO VISTA ES	MU	\$140	\$30,552	\$442,302	\$0
P10		SAN ANDREAS HS	OTHER	\$0	\$34	\$13,087	\$0
P12		SHANDIN HILLS MS	OTHER	\$0	\$43	\$59,929	\$0
C36	50-67876-00-041	URBITA ES	GP	\$0	\$18,320	\$241,625	\$0
C19	50-67876-00-024	URBITA ES	MU	\$95	\$32,456	\$445,035	\$0
C15	50-67876-00-020	VERMONT ES	MU	\$95	\$32,456	\$490,205	\$0
		Other Projects Subtotals		\$25,606	\$6,639,954	\$12,299,141	\$20,418
		Grand Totals		\$14,901,651	\$13,601,847	\$83,495,460	\$795,568



Newmark Elementary School, Other



Highland-Pacific Elementary School, Other



Lytle Creek Elementary School, Other

NEW [New Campus Project](#) | SDC [Special Day Classroom Project](#) | MOD [Modernization Project](#) | ADD [Addition](#) | GP [Growth Portables](#) | MU [Multi-Use](#)

